



Thread: Flex 2 / JLCollection / JLPatch Queries

Thread Tools

06-03-12, 09:55 AM

#1

Fods

Not Needed at the Club

Join Date: 16-12-11
Location: Australia
Posts: 11,493

Flex 2 / JLCollection / JLPatch Queries

Originally Posted by **coolz2c**

I have java and also reinstalled it but doesnt work.

Originally Posted by **drsatchwell**

Hi John

This sounds amazing but just cant get to work!!

Am not good with tech so just wanted to check....does it matter if i just unzip the files to a folder on desktop or need to be in the champman folder on C drive?

Also, may sound stupid, but when i open and want to select one of the options it wants me to search for the executable file...i assume just the normal cm0102.exe file??

I am also having this issue other people say with java and getting the message same as post 4 - i went and installed java to make sure have that, have rebooted, unzipped files again but same problem - no other java things running i know of.

Any help greatly appreciated as really looking forward to using your program!!

Thanks very much

Originally Posted by **JohnLocke**

If you are still getting an error saying java is not recognised etc then your Java isn't installed correctly.

Try one of these for a fix:

*http://www.youtube.com/watch?v=X05JPrt0_c8
<http://forum.ragezone.com/f428/add-f...ternal-527269/>*

Originally Posted by **JohnLocke**

You can install it anywhere, just unzip and it's ready. Yes, it means your CM exe.

Try one of the links above for fixing the java not recognised, I'll see if I can make things easier for future releases.

Originally Posted by **drsatchwell**

Thanks John

Tried changing the bit on the vid you posted for the environment variables to add PATH and CLASSPATH but still getting the same error as post 4

Uninstalled and reinstalled Jave completely as well

Also losing track but playing around have a few go.bat files trying now to do different

bits with as suggested and one comes up with a massive message, not sure if this will mean anything and cant type all as will take all day! Starts like this:

```
Logging to: C:\Users\Rich\Desktop\CM Data\03-0202012\log.txt
java.io.FileNotFoundException: C:\Program Files\Championship Manager 01-02\cm0102.exe (Access is denied)
at java.io.RandomAccessFile.open(Native Method)
at java.io.RandomAccessFile.<init>(Unknown Source)
at com.sadimgnik.io.LittleEndianRAF.<init>(LittleEndianRAF.java:64)
at com.sadimgnik.io.LittleEndianRAF.<init>(LittleEndianRAF.java:59)
at com.sadimgnik.io.LittleEndianRAF.<init>(LittleEndianRAF.java:49)
at sandbox.flex.FlexEditorModel.<init>(FlexEditorModel.java:22)
at sandbox.flex.FlexEditorControllerFactory.build(FlexEditorControllerFactory.java:23)
```

it goes on for about another 40 or 50 lines before the any key to continue

Any idea on this, is that enough to help identify??

So desperate to get this to work, sounds like a dream tool to keep this game alive!!
Aahhhh.

Thanks for your help John

Originally Posted by **Dermotron**

Right click on cm0102.exe and select Run As Administrator

Originally Posted by **JohnLocke**

Your exe is read-only; Right-click, Properties, Un-tick read-only and re-try.

John

Originally Posted by **Kaosb**

hi mate, can you please help me with installing the nicknames which you have done.

after i click GO it opens up a CSV Parser. this is where i get confused and have not got a clue :%

if you could help with installation guide that would be great.

Thanks alot!!

Originally Posted by **JohnLocke**

CSV Parser is just the first item on the list, click it and then choose the application you want from the list.

Originally Posted by **drsatchwell**

Hi John

Thanks for all your help, finally got it working!!!

Another stupid question though...when some of the bits want me to select 'pre game' like the nationality one, what file am i looking for to select here?

Also, where are the save games stored?? Stupid but i cant find my saved games anywhere as it also has this as an option

Thread merged from old forum

06-03-12, 10:02 AM

#2

Fods
Not Needed at the Club

Join Date: 16-12-11
Location: Australia
Posts: 11,493

Originally Posted by **JohnLocke**

Pre Game - select this if you want to edit the .dat files in your data directory.
Save Game - select this if you want to edit a save game (uncompressed).

Save games are normally in the main CM directory, C:\Program Files\Championship Manager 01-02\ is the default location but it depends on where you installed it.

Originally Posted by **drsatchwell**

Thanks John

When I try the nationality swapper there shows no files at all, just the folders

The option selected at the bottom says "all files" but it shows no .dat files in teh data folder, even the cm0102.exe does not show outside these folders

Am i going crazy or doing somethign else wrong??

Sorry to keep pestering you on this!

Originally Posted by **Necrohands**

Trying to use the competition editor etc. etc., got the following message when I select my CM01.02 exe and run:

```
C:\Users\Joe\Downloads\03-02-2012\03-02-2012>"C:\Program Files (x86)\Java\jre6\bin\java.exe" -cp ".;./libs/*" -XX:+UseParallelGC com.sadimgnik.launch.RunZLauncher swing.txt properties
Log enabled
Logging to: C:\Users\Joe\Downloads\03-02-2012\03-02-2012\log.txt
java.io.FileNotFoundException: C:\Program Files (x86)\Championship Manager 01-02\cm0102.exe (Access is denied)
at java.io.RandomAccessFile.open(Native Method)
at java.io.RandomAccessFile.<init>(Unknown Source)
at com.sadimgnik.io.LittleEndianRAF.<init>(LittleEndianRAF.java:64)
at com.sadimgnik.io.LittleEndianRAF.<init>(LittleEndianRAF.java:59)
at com.sadimgnik.io.LittleEndianRAF.<init>(LittleEndianRAF.java:49)
at sandbox.flex.FlexEditorModel.<init>(FlexEditorModel.java:22)
at sandbox.flex.FlexFileEditorControllerFactory.build(FlexFileEditorControllerFactory.java:23)
at com.sadimgnik.launch.Setup$2.actionPerformed(Setup.java:69)
at javax.swing.AbstractButton.fireActionPerformed(Unknown Source)
at javax.swing.AbstractButton$Handler.actionPerformed(Unknown Source)
at javax.swing.DefaultButtonModel.fireActionPerformed(Unknown Source)
at javax.swing.DefaultButtonModel.setPressed(Unknown Source)
at javax.swing.plaf.basic.BasicButtonListener.mouseReleased(Unknown Source)
at java.awt.Component.processMouseEvent(Unknown Source)
at javax.swing.JComponent.processMouseEvent(Unknown Source)
at java.awt.Component.processEvent(Unknown Source)
at java.awt.Container.processEvent(Unknown Source)
at java.awt.Component.dispatchEventImpl(Unknown Source)
at java.awt.Container.dispatchEventImpl(Unknown Source)
at java.awt.Component.dispatchEvent(Unknown Source)
at java.awt.LightweightDispatcher.retargetMouseEvent(Unknown Source)
at java.awt.LightweightDispatcher.processMouseEvent(Unknown Source)
at java.awt.LightweightDispatcher.dispatchEvent(Unknown Source)
at java.awt.Container.dispatchEventImpl(Unknown Source)
at java.awt.Window.dispatchEventImpl(Unknown Source)
at java.awt.Component.dispatchEvent(Unknown Source)
at java.awt.EventQueue.dispatchEventImpl(Unknown Source)
at java.awt.EventQueue.access$000(Unknown Source)
at java.awt.EventQueue$1.run(Unknown Source)
at java.awt.EventQueue$1.run(Unknown Source)
at java.security.AccessController.doPrivileged(Native Method)
at java.security.AccessControlContext$1.doIntersect(Unknown Source)
at java.security.AccessControlContext$1.doIntersect(Unknown Source)
at java.awt.EventQueue$2.run(Unknown Source)
at java.awt.EventQueue$2.run(Unknown Source)
at java.security.AccessController.doPrivileged(Native Method)
at java.security.AccessControlContext$1.doIntersect(Unknown Source)
at java.awt.EventQueue.dispatchEvent(Unknown Source)
at java.awt.EventDispatchThread.pumpOneEventForFilters(Unknown Source)
at java.awt.EventDispatchThread.pumpEventsForFilter(Unknown Source)
at java.awt.EventDispatchThread.pumpEventsForFilter(Unknown Source)
at java.awt.Dialog$1.run(Unknown Source)
at java.awt.Dialog$3.run(Unknown Source)
at java.security.AccessController.doPrivileged(Native Method)
at java.awt.Dialog.show(Unknown Source)
at java.awt.Component.show(Unknown Source)
at java.awt.Component.setVisible(Unknown Source)
at java.awt.Window.setVisible(Unknown Source)
at java.awt.Dialog.setVisible(Unknown Source)
at com.sadimgnik.launch.Setup.show(Setup.java:97)
at sandbox.flex.CashEditorLauncher.main(CashEditorLauncher.java:43)
at com.sadimgnik.launch.RunZLauncher.launch(RunZLauncher.java:195)
at com.sadimgnik.launch.RunZLauncher.access$4(RunZLauncher.java:190)
at com.sadimgnik.launch.RunZLauncher$2.actionPerformed(RunZLauncher.java:180)
at javax.swing.AbstractButton.fireActionPerformed(Unknown Source)
at javax.swing.AbstractButton$Handler.actionPerformed(Unknown Source)
at javax.swing.DefaultButtonModel.fireActionPerformed(Unknown Source)
at javax.swing.DefaultButtonModel.setPressed(Unknown Source)
at javax.swing.plaf.basic.BasicButtonListener.mouseReleased(Unknown Source)
at java.awt.Component.processMouseEvent(Unknown Source)
at javax.swing.JComponent.processMouseEvent(Unknown Source)
at java.awt.Component.processEvent(Unknown Source)
```

```
at java.awt.Container.processEvent(Unknown Source)
at java.awt.Component.dispatchEventImpl(Unknown Source)
at java.awt.Container.dispatchEventImpl(Unknown Source)
at java.awt.Component.dispatchEvent(Unknown Source)
at java.awt.LightweightDispatcher.retargetMouseEvent(Unknown Source)
at java.awt.LightweightDispatcher.processMouseEvent(Unknown Source)
at java.awt.LightweightDispatcher.dispatchEvent(Unknown Source)
at java.awt.Container.dispatchEventImpl(Unknown Source)
at java.awt.Window.dispatchEventImpl(Unknown Source)
at java.awt.Component.dispatchEvent(Unknown Source)
at java.awt.EventQueue.dispatchEventImpl(Unknown Source)
at java.awt.EventQueue.access$000(Unknown Source)
at java.awt.EventQueue$1.run(Unknown Source)
at java.awt.EventQueue$1.run(Unknown Source)
at java.security.AccessController.doPrivileged(Native Method)
at java.security.AccessControlContext$1.doIntersectio nPrivilege(Unknown
Source)
at java.security.AccessControlContext$1.doIntersectio nPrivilege(Unknown
Source)
at java.awt.EventQueue$2.run(Unknown Source)
at java.awt.EventQueue$2.run(Unknown Source)
at java.security.AccessController.doPrivileged(Native Method)
at java.security.AccessControlContext$1.doIntersectio nPrivilege(Unknown
Source)
at java.awt.EventQueue.dispatchEvent(Unknown Source)
at java.awt.EventDispatchThread.pumpOneEventForFilter s(Unknown Source)
at java.awt.EventDispatchThread.pumpEventsForFilter(U nknown Source)
at java.awt.EventDispatchThread.pumpEventsForHierarch y(Unknown Source)
at java.awt.EventDispatchThread.pumpEvents(Unknown Source)
at java.awt.EventDispatchThread.pumpEvents(Unknown Source)
at java.awt.EventDispatchThread.run(Unknown Source)
```

C:\Users\Joe\Downloads\03-02-2012\03-02-2012>PAUSE
Press any key to continue . . .

My immediate thought with the 'access denied' part was several things, so I'm running it in XP SP3 Compatibility. The file isn blocked or anything like that.

Any ideas?

Merged from old forum

06-03-12, 10:02 AM

#3

Fods ◊
Not Needed at the Club

Join Date: 16-12-11
Location: Australia
Posts: 11,493

Originally Posted by **Dermotron** »

Right click, tick Run As Administrator. Also, it appears you are on a shared machine/you've your own account, make sure you have Admin rights for that pc.

Originally Posted by **Necrohands** »

Tried this, still not working :/

I have admin rights too, only person on the Laptop.

Originally Posted by **JohnLocke** »

Your CM .exe is read-only, un-tick the read-only box in properties and it should be fine.

Originally Posted by **JohnLocke** »

That is deliberate, all you need to do is select your Data directory, click 'Open', then 'Start'.

Originally Posted by **wato20** »

hello..

I hope johnlocke or Dermo can come to the rescue..

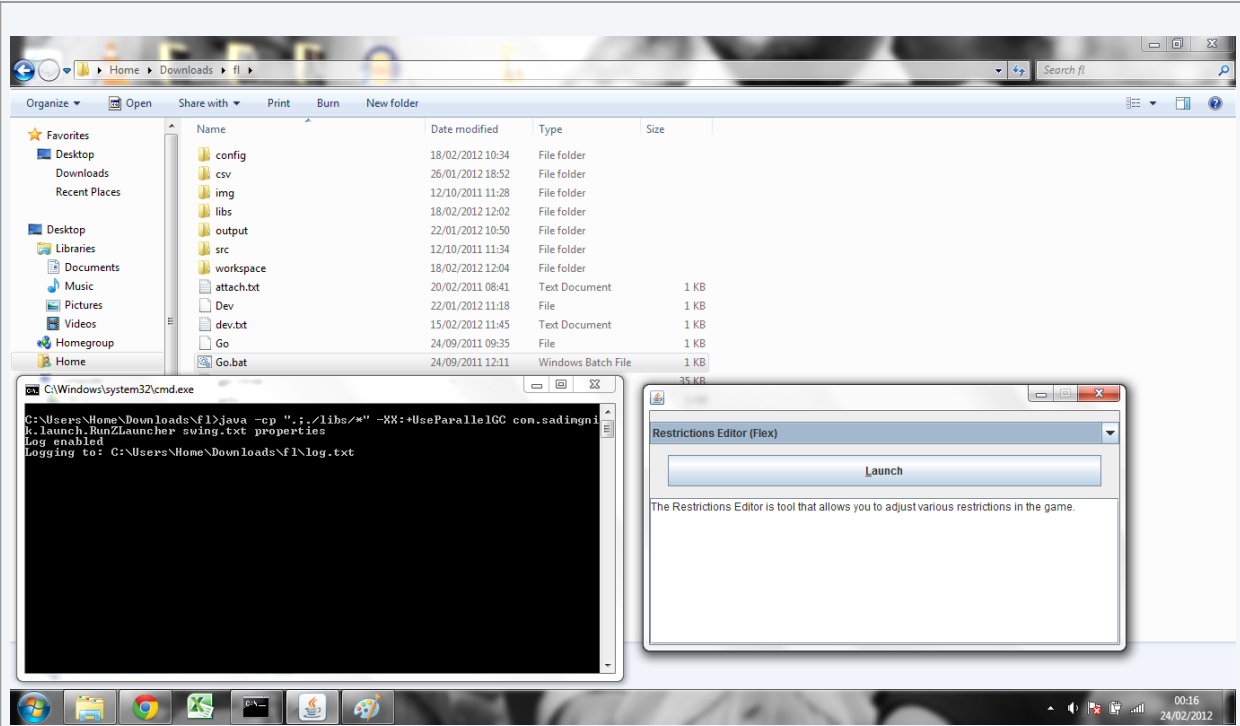
i downloaded the flex editor. then downloaded Java from the link provided on here.

Then extract the files.

*I made sure that cm0102.exe was not read only...
and running as admin.*

So, when I click on go.bat I get this:

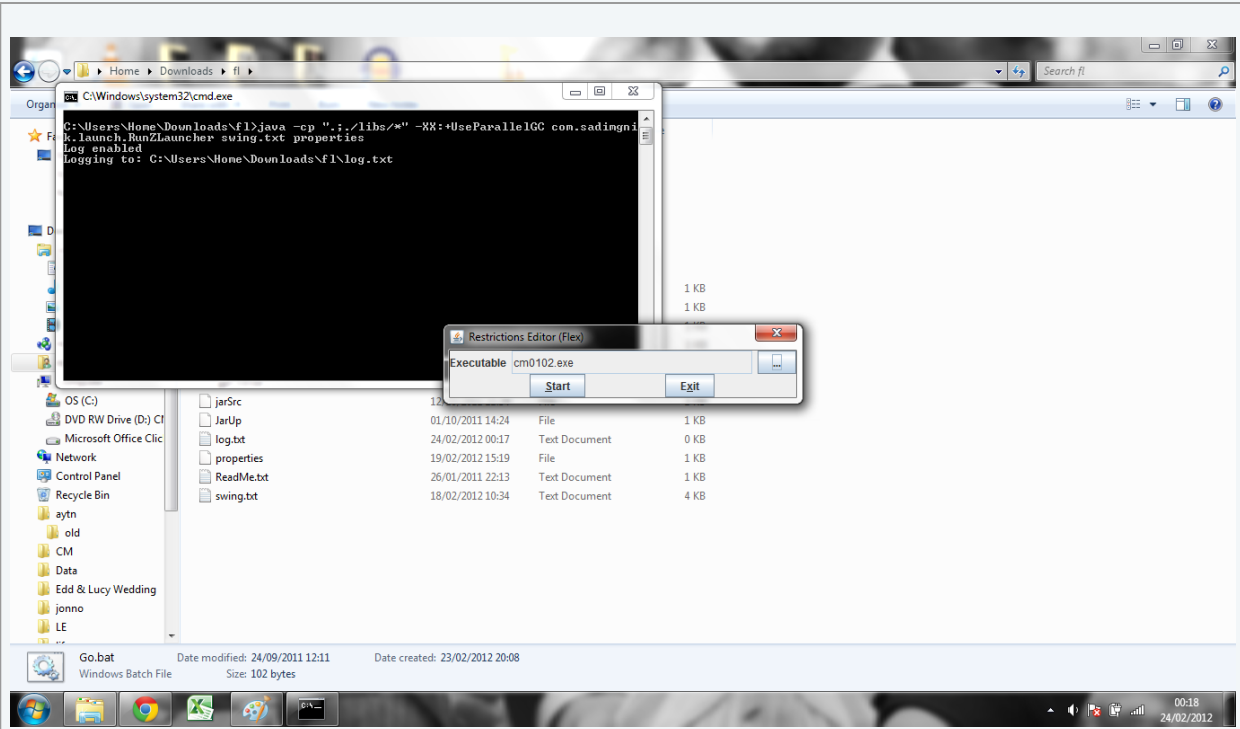
Spoiler! Show



so it looks like it will work.

I find the Cm file

Spoiler! Show



but then when I click start.

I get this error.

Which runs over 2 pages.

Spoiler! Show

```
C:\Windows\system32\cmd.exe

C:\Users\Home\Downloads\fl>java -cp ".;/libs/*" -XX:+UseParallelGC com.sadingnik.launch.RunZLauncher swing.txt properties
Log enabled
Logging to: C:\Users\Home\Downloads\fl\log.txt
java.io.FileNotFoundException: C:\Program Files\Championship Manager 01-02\cm0102.exe (Access is denied)
  at java.io.RandomAccessFile.open(Native Method)
  at java.io.RandomAccessFile.<init>(Unknown Source)
  at com.sadingnik.io.LittleEndianRAF.<init>(LittleEndianRAF.java:64)
  at com.sadingnik.io.LittleEndianRAF.<init>(LittleEndianRAF.java:59)
  at com.sadingnik.io.LittleEndianRAF.<init>(LittleEndianRAF.java:49)
  at sandbox.flex.FlexEditorModel.<init>(FlexEditorModel.java:22)
  at sandbox.flex.FlexFileEditorControllerFactory.build(FlexFileEditorControllerFactory.java:23)
  at com.sadingnik.launch.Setup$2.actionPerformed(Setup.java:69)
  at javax.swing.AbstractButton.fireActionPerformed(Unknown Source)
  at javax.swing.AbstractButton$Handler.actionPerformed(Unknown Source)
  at javax.swing.DefaultButtonModel.fireActionPerformed(Unknown Source)
  at javax.swing.DefaultButtonModel.setPressed(Unknown Source)
  at javax.swing.plaf.basic.BasicButtonListener.mouseReleased(Unknown Source)
  at java.awt.Component.processMouseEvent(Unknown Source)
  at javax.swing.JComponent.processMouseEvent(Unknown Source)
  at java.awt.Component.processEvent(Unknown Source)
  at java.awt.Container.processEvent(Unknown Source)
  at java.awt.Component.dispatchEventImpl(Unknown Source)
  at java.awt.Container.dispatchEventImpl(Unknown Source)
  at java.awt.Component.dispatchEvent(Unknown Source)
  at java.awt.LightweightDispatcher.retargetMouseEvent(Unknown Source)
  at java.awt.LightweightDispatcher.processMouseEvent(Unknown Source)
  at java.awt.LightweightDispatcher.dispatchEvent(Unknown Source)
  at java.awt.Container.dispatchEventImpl(Unknown Source)
  at java.awt.Window.dispatchEventImpl(Unknown Source)
  at java.awt.Component.dispatchEvent(Unknown Source)
  at java.awt.EventQueue.dispatchEvent(Unknown Source)
  at java.awt.EventQueue.dispatchEventForFilters(Unknown Source)
  at java.awt.EventQueue.dispatchEventForFilter(Unknown Source)
  at java.awt.EventQueue.dispatchEventForFilter(Unknown Source)
  at java.awt.EventQueue.run(Unknown Source)
  at java.awt.EventQueue.run(Unknown Source)
  at java.security.AccessController.doPrivileged(Native Method)
  at java.awt.Dialog.show(Unknown Source)
  at java.awt.Component.show(Unknown Source)
  at java.awt.Component.setVisible(Unknown Source)
  at java.awt.Window.setVisible(Unknown Source)
  at java.awt.Dialog.setVisible(Unknown Source)
  at com.sadingnik.launch.Setup.show(Setup.java:97)
  at sandbox.flex.RestrictionsLauncher.main(RestrictionsLauncher.java:41)
  at com.sadingnik.launch.RunZLauncher.launch(RunZLauncher.java:195)
  at com.sadingnik.launch.RunZLauncher.access$4(RunZLauncher.java:190)
  at com.sadingnik.launch.RunZLauncher$2.actionPerformed(RunZLauncher.java:180)
  at javax.swing.AbstractButton.fireActionPerformed(Unknown Source)
  at javax.swing.AbstractButton$Handler.actionPerformed(Unknown Source)
  at javax.swing.DefaultButtonModel.fireActionPerformed(Unknown Source)
  at javax.swing.DefaultButtonModel.setPressed(Unknown Source)
```

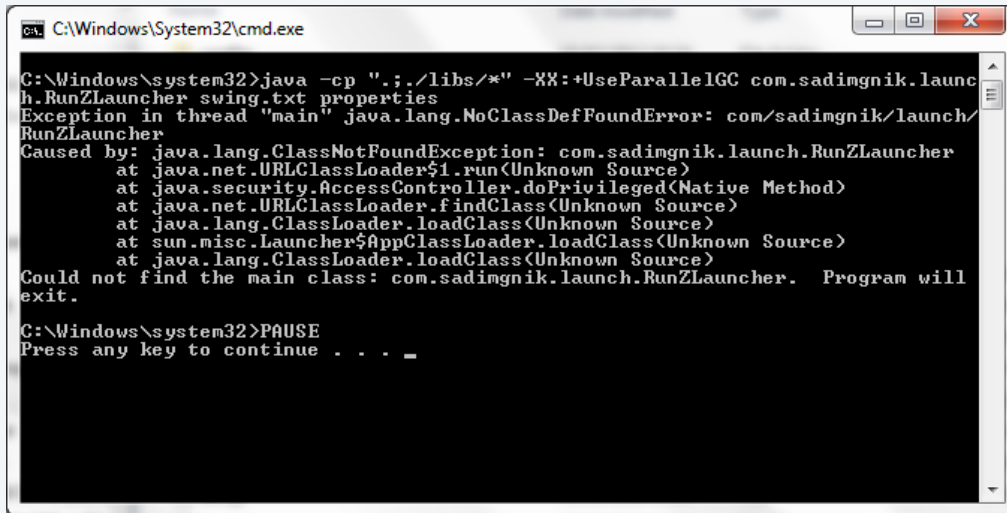
```
C:\Windows\system32\cmd.exe

  at java.awt.LightweightDispatcher.dispatchEvent(Unknown Source)
  at java.awt.Container.dispatchEventImpl(Unknown Source)
  at java.awt.Window.dispatchEventImpl(Unknown Source)
  at java.awt.Component.dispatchEvent(Unknown Source)
  at java.awt.EventQueue.dispatchEvent(Unknown Source)
  at java.awt.EventQueue.dispatchEventForFilters(Unknown Source)
  at java.awt.EventQueue.dispatchEventForFilter(Unknown Source)
  at java.awt.EventQueue.dispatchEventForFilter(Unknown Source)
  at java.awt.EventQueue.run(Unknown Source)
  at java.awt.EventQueue.run(Unknown Source)
  at java.security.AccessController.doPrivileged(Native Method)
  at java.awt.Dialog.show(Unknown Source)
  at java.awt.Component.show(Unknown Source)
  at java.awt.Component.setVisible(Unknown Source)
  at java.awt.Window.setVisible(Unknown Source)
  at java.awt.Dialog.setVisible(Unknown Source)
  at com.sadingnik.launch.Setup.show(Setup.java:97)
  at sandbox.flex.RestrictionsLauncher.main(RestrictionsLauncher.java:41)
  at com.sadingnik.launch.RunZLauncher.launch(RunZLauncher.java:195)
  at com.sadingnik.launch.RunZLauncher.access$4(RunZLauncher.java:190)
  at com.sadingnik.launch.RunZLauncher$2.actionPerformed(RunZLauncher.java:180)
  at javax.swing.AbstractButton.fireActionPerformed(Unknown Source)
  at javax.swing.AbstractButton$Handler.actionPerformed(Unknown Source)
  at javax.swing.DefaultButtonModel.fireActionPerformed(Unknown Source)
  at javax.swing.DefaultButtonModel.setPressed(Unknown Source)
  at javax.swing.plaf.basic.BasicButtonListener.mouseReleased(Unknown Source)
  at java.awt.Component.processMouseEvent(Unknown Source)
  at javax.swing.JComponent.processMouseEvent(Unknown Source)
  at java.awt.Component.processEvent(Unknown Source)
  at java.awt.Container.processEvent(Unknown Source)
  at java.awt.Component.dispatchEventImpl(Unknown Source)
  at java.awt.Container.dispatchEventImpl(Unknown Source)
  at java.awt.Component.dispatchEvent(Unknown Source)
  at java.awt.LightweightDispatcher.retargetMouseEvent(Unknown Source)
  at java.awt.LightweightDispatcher.processMouseEvent(Unknown Source)
  at java.awt.LightweightDispatcher.dispatchEvent(Unknown Source)
  at java.awt.Container.dispatchEventImpl(Unknown Source)
  at java.awt.Window.dispatchEventImpl(Unknown Source)
  at java.awt.Component.dispatchEvent(Unknown Source)
  at java.awt.EventQueue.dispatchEvent(Unknown Source)
  at java.awt.EventQueue.dispatchEventForFilters(Unknown Source)
  at java.awt.EventQueue.dispatchEventForFilter(Unknown Source)
  at java.awt.EventQueue.dispatchEventForHierarchy(Unknown Source)
  at java.awt.EventQueue.dispatchEvent(Unknown Source)
  at java.awt.EventQueue.run(Unknown Source)
  at java.awt.EventQueue.run(Unknown Source)

C:\Users\Home\Downloads\fl>PAUSE
Press any key to continue . . .
```

I also thought that maybe i need to run Go.Bat as the administrator.
But when i chose that option, i get this error:

Spoiler!



```
C:\Windows\System32\cmd.exe

C:\Windows\system32>java -cp ".;/libs/*" -XX:+UseParallelGC com.sadingnik.laun
h.RunZLauncher swing.txt properties
Exception in thread "main" java.lang.NoClassDefFoundError: com/sadingnik/launch
RunZLauncher
Caused by: java.lang.ClassNotFoundException: com.sadingnik.launch.RunZLauncher
    at java.net.URLClassLoader$1.run(Unknown Source)
    at java.security.AccessController.doPrivileged(Native Method)
    at java.net.URLClassLoader.findClass(Unknown Source)
    at java.lang.ClassLoader.loadClass(Unknown Source)
    at sun.misc.Launcher$AppClassLoader.loadClass(Unknown Source)
    at java.lang.ClassLoader.loadClass(Unknown Source)
Could not find the main class: com.sadingnik.launch.RunZLauncher.  Program will
exit.

C:\Windows\system32>PAUSE
Press any key to continue . . . .
```

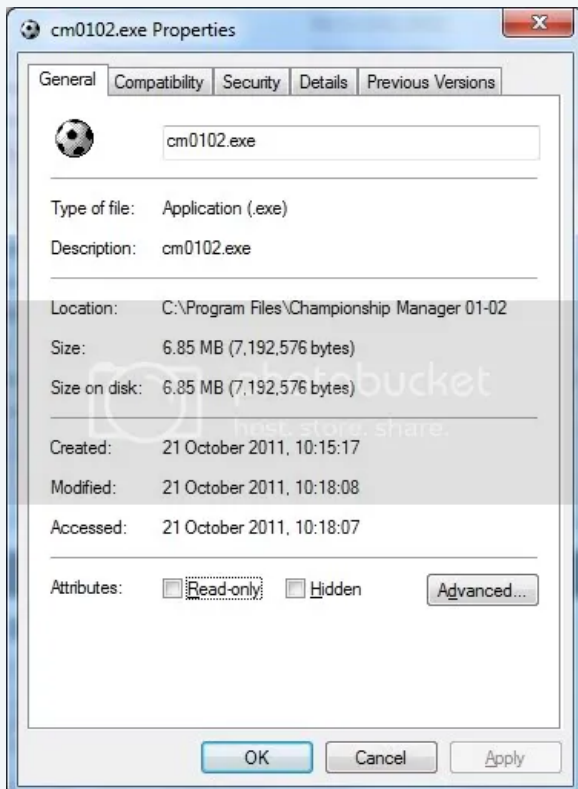
Any ideas / thoughts / comments.....

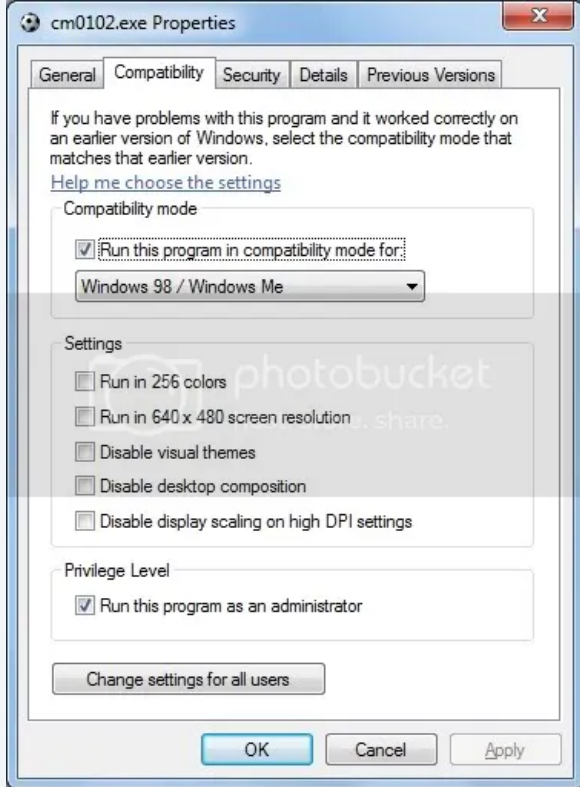
If I cant get this to work, i just want the argentinian League with no restrictions on foreign players.
Could someone do that for me at their end and then upload cm0102.exe for me to download?
or does it not work like that?

Thanks in advance.....

Originally Posted by **Dermotron**

Your settings look like this wato?





Try temporarily disabling your UAC (User Access Controls) and AV also

Originally Posted by **wato20**

Yes, my settings look like that.. Except...

I wasnt running in 98, but I tried not having that box ticked, and having it ticked with XP..

I will try 98...

How do i disabled my UAC and what are my AV?
i'll look on google...

Merged from old forum

06-03-12, 10:03 AM

#4

Fods

Not Needed at the Club

Join Date: 16-12-11
Location: Australia
Posts: 11,493

Originally Posted by **Dermotron**

AV = Antivirus

Originally Posted by **wato20**

Tried doing that...

Still same error...

Any other thoughts?

john or Dermo?

Originally Posted by **Dermotron**

Off topic, John, any chance of hosting your files somewhere other than BayFiles - 300 seconds wait time is a right pain in the nuts 😞

Originally Posted by **JohnLocke**

No problem, I didn't realise there was a wait time - I've never actually downloaded anything from there.

Originally Posted by **Jack_Rabbit**

Hello,

I have the exact same problem 😞

I see noone was able to help you... is there no hope?

Merged from old forum

08-03-12, 04:45 PM

#5

Psmith
Unattached

Sorry for the re-post guys... no one has a clue on how to help us (wato20 also...)?

I can't really play the game with the foreign restrictions... it makes the Portuguese league unplayable... 😞

08-03-12, 04:53 PM

#6

Dermotron ◊
Sir Mergements
Director
Manager
VIP
Captain

Join Date: 15-12-11
Location: Your Mother
Posts: 29,995

Id start by uninstalling ANY and EVERY version of Java you have and start that from scratch. Then ensure your set-up is like the images above.

There's no reason it shouldn't work (maybe turning off User Access Controls briefly too)

[Champman0102.co.uk Facebook Page](#)
13000 followers and rising

November 2020 Data Update Out Now

08-03-12, 05:06 PM

#7

Psmith
Unattached

Originally Posted by **Dermotron** ◊

Id start by uninstalling ANY and EVERY version of Java you have and start that from scratch. Then ensure your set-up is like the images above.

There's no reason it shouldn't work (maybe turning off User Access Controls briefly too)

Thank you for the reply, I will uninstall the Java and install again. I don't know how to turn off User Access Controls, but I'll google it!

If it works I'll give the good news!

08-03-12, 05:34 PM

#8

Psmith
Unattached

Originally Posted by **Jack_Rabbit** ◊

Thank you for the reply, I will uninstall the Java and install again. I don't know how to turn off User Access Controls, but I'll google it!

If it works I'll give the good news!

It was the UAC! It works now, thank you! I can finally start a Benfica save 😊

08-03-12, 05:52 PM

#9

Dermotron ◊
Sir Mergements
Director
Manager
VIP
Captain

Join Date: 15-12-11
Location: Your Mother
Posts: 29,995

Pretty sure that's mentioned earlier 🤔

Anyhow mate, enjoy your game 🍷👍

Champman0102.co.uk Facebook Page
13000 followers and rising

November 2020 Data Update Out Now

09-03-12, 03:07 PM

#10

TheHostPlayer ◦
Youth Team Player

Join Date: 03-03-12
Location: Milton Keynes, UK
Posts: 41

Thanks for the great tool, but I have a major problem!

I'm using the Prize editor, and for example, I'd set the championship prize fund to maybe 10,000,000 - but when you win the championship, you get something silly like 80m+.

The TV coverage funds are fine, if I set it so clubs get 2m for TV or whatever, then it's fine, but winning leagues and competitions etc. is massively different from the values I set.

Help?

Thanks too, of course.

14-03-12, 01:36 PM

#11

TheHostPlayer ◦
Youth Team Player

Join Date: 03-03-12
Location: Milton Keynes, UK
Posts: 41

Anything guys? I appreciate you're probably quite busy, but it's making my game a little ridiculous Haha.

14-03-12, 01:41 PM

#12

Dermotron ◦
Sir Mergements
Director
Manager
VIP
Captain

Join Date: 15-12-11
Location: Your Mother
Posts: 29,995

You'll have to wait until the creator comes online mate - and not sure if he's been on since we moved forums.

Champman0102.co.uk Facebook Page
13000 followers and rising

November 2020 Data Update Out Now

14-03-12, 02:06 PM

#13

TheHostPlayer ◦
Youth Team Player

Join Date: 03-03-12
Location: Milton Keynes, UK
Posts: 41

Originally Posted by **Dermotron** 🗨️

You'll have to wait until the creator comes online mate - and not sure if he's been on since we moved forums.

Oh :/

Thanks anyway guys, I shall wait around!

15-03-12, 01:11 AM

#14

Fods ◦
Not Needed at the Club

Join Date: 16-12-11
Location: Australia
Posts: 11,493

You didnt enter 100,000,000 and not 10,000,000 did you

14-06-12, 02:37 PM

#15

kungenjs
Youth Team Player

Join Date: 29-03-12
Posts: 8

i get the flex program to work but when i try to use "golden age" and creates players i dont get the game to start..
ive tried both "original" and in 3.968 version..

15-06-12, 07:26 PM

#16

JohnLocke
Programmer
VIP

Join Date: 05-06-12
Posts: 1,032

I seem to recall Golden Age takes *ages* to load, it might look like it's stopped working but it hasn't.
If you're getting an error, post the details.

19-06-12, 06:48 PM

#17

Onilink
Youth Team Player

Join Date: 06-04-12
Posts: 13

Hey guys, I've got some issues here.
Everything that edits .sav files are working fine. And, suprisingly, the speed adjuster is 100% aswell.
But if I try to use the Golden Age function, I got this error:

Code:

```
#
# A fatal error has been detected by the Java Runtime Environment:
#
# EXCEPTION_ACCESS_VIOLATION (0xc0000005) at pc=0x000007fef9c0b6d, pid=4268, tid=7956
#
# JRE version: 6.0_31-b05
# Java VM: Java HotSpot(TM) 64-Bit Server VM (20.6-b01 mixed mode windows-amd64 compressed oops)
# Problematic frame:
# C [ole32.dll+0x10b6d]
#
# If you would like to submit a bug report, please visit:
# http://java.sun.com/webapps/bugreport/crash.jsp
# The crash happened outside the Java Virtual Machine in native code.
# See problematic frame for where to report the bug.
#

----- T H R E A D -----
Current thread (0x0000000098e6000):  JavaThread "AWT-EventQueue-0" [_thread_in_native, id=7956, stack(0x00000000a0b00
signinfo: ExceptionCode=0xc0000005, reading address 0x0000000000000098

Registers:
RAX=0x0000000000000000, RBX=0x000000000030a500, RCX=0x000000000030a500, RDX=0x00000000c41a6c0
RSP=0x00000000a1aa7d0, RBP=0x000000009d68120, RSI=0x0000000000000000, RDI=0x0000000030a500
R8 =0x003a016a00390024, R9 =0x003a016b00480025, R10=0x00000000c0000034, R11=0x0000000000000000
R12=0x0000000000000000, R13=0x000000009698ec8, R14=0x0000000000000000, R15=0x0000000000000000
RIP=0x000007fef9c0b6d, EFLAGS=0x00000000010246

Top of Stack: (sp=0x00000000a1aa7d0)
0x00000000a1aa7d0: 000000000030a500 000000009d68120
0x00000000a1aa7e0: 0000000000000000 000000006d8818d3
```

Any thoughts?

04-07-12, 12:40 PM

#18

heldheld
Youth Team Player

Join Date: 18-05-12
Posts: 32

I've heard I can send internationals home with this program but I can't figure out how =(could you please explain to me how I do that?
thanks!

04-07-12, 01:41 PM

#19

Dermotron

Sir Mergements
Director
Manager
VIP
Captain

Join Date: 15-12-11
Location: Your Mother
Posts: 29,995

Install Java
Download the file
Unzip the files
Run Go.bat
Select Go Home Utility from the drop down
Press Launch
Select Save Game you have issue with
Load
Type the nation you have an issue with
Press Go Home
Repeat for effected nations
Click Exit and resume Save.

Remember, the Save Game must be in uncompressed form. If its not Go.bat wont work on it. In Game Settings in Cm, change Save Compressed to 'No' and re-save your game.

Champman0102.co.uk Facebook Page
13000 followers and rising
November 2020 Data Update Out Now

05-07-12, 10:07 PM

#20

heldheld ◊
Youth Team Player

Join Date: 18-05-12
Posts: 32

Worked like a charm! thanks!

There is just one tiny issue I have here: It seems I can't enter more then 7 characters in the field to pick a nation. That's a bit of a problem for Portugal.. have any idea what I should enter to let it send Portuguese players home? P, Po, Por etc. won't work.

06-07-12, 07:51 PM

#21

JohnLocke ◊
Programmer
VIP

Join Date: 05-06-12
Posts: 1,032

I've just checked the source code and sure enough I've restricted the field to seven characters - but I have no idea why I did that. I'll fix that at some point.

07-07-12, 12:01 PM

#22

heldheld ◊
Youth Team Player

Join Date: 18-05-12
Posts: 32

Yea thanks that would be great! otherwise great stuff mate you've really put a lot of work into this!

keep it up =)

04-08-12, 04:30 PM

#23

Pasquale ◊
Reserve Team Player

Join Date: 08-03-12
Location: Napoli
Posts: 417

Legion

Where can I download legion where there is big on / swich? thank's

04-08-12, 06:33 PM

#24

Cam F ◊
VIP

Join Date: 03-03-12
Posts: 2,949

In the downloads called flex in the useful tools or something like that. at the top of the list in that section.



18-08-12, 02:34 PM

#25

Balumukeno ◊
Youth Team Player

Join Date: 24-07-12
Posts: 9

UTOPIA "To Create Entirely New Nations"

Is anybody here to help with this league patch? I need more detailed instructions. Thanks.

Page 1 of 16 **1** 2 3 4 5 11 ... Last »

« Game problems | Problem with doble player in squad list »

Tags for this Thread

flex editor, k league# restiction
[View Tag Cloud](#)

Posting Permissions

You may not post new threads	BB code is On
You may not post replies	Smilies are On
You may not post attachments	[IMG] code is On
You may not edit your posts	[VIDEO] code is On
	HTML code is Off
	Forum Rules

-- Default Style

[Archive](#) [Web Hosting](#) [Top](#)

All times are GMT +1. The time now is 01:26 PM.

Powered by [vBulletin®](#) Version 4.2.5
Copyright © 2022 vBulletin Solutions Inc. All rights reserved.

© www.champman0102.co.uk



Forum » Technical Support & Tutorials » Technical Support » Flex 2 / JLCollection / JLPatch Queries

Results 26 to 50 of 381 Page 2 of 16 First 1 2 3 4 5 6 12 ... Last

Thread: Flex 2 / JLCollection / JLPatch Queries

Thread Tools

18-08-12, 04:54 PM

#26

Fods

Not Needed at the Club

Join Date:

16-12-11

Location:

Australia

Posts:

11,493

Nope

19-08-12, 01:30 PM

#27

Patinoz

Player

Join Date:

18-12-11

Location:

Dresden

Posts:

6,429

not sure what exactly your objective is.

creating new nations, not sure that works. can only swap around a few.

30-09-12, 02:56 AM

#28

RangerTexano

Unattached

hi John,

when tryin' to change player restrictions, I chose cm0102.exe, launch and then what? it was suppose to appear another window with a few leagues for me to input number "1" to those who I want to change restrictions right?

instead, the black-ms-dos-alike-window keeps scrolling a bunch of data and the "press any key" appears and then it closes.

did i do anything wrong?

(sorry for my poor english)

30-09-12, 10:32 AM

#29

Dermotron

Join Date:

15-12-11

Try following this Video - <http://www.champman0102.co.uk/showth...r-Restrictions>

Champman0102.co.uk Facebook Page
13000 followers and rising

November 2020 Data Update Out Now

13-11-12, 05:18 PM

#30

Otsje
Unattached

Hi,

I changed the player restrictions in England and Spain. I putt them both on 1. But now i can't start a new game. It starts with creating, but when it finished player histories it crashes. I'm am using the original database, is that a problem?

13-11-12, 05:28 PM

#31

Dermotron ◊
Sir Mergements
Director
Manager
VIP
Captain

Join Date: 15-12-11
Location: Your Mother
Posts: 29,995

You need to have 3.9.68 installed for the Player Restriction changer I do believe. (Some Flex programs run on .60, .65 and .68 but not sure all do)

Champman0102.co.uk Facebook Page
13000 followers and rising

November 2020 Data Update Out Now

14-11-12, 10:23 AM

#32

Otsje
Unattached

Originally Posted by **Dermotron**

You need to have 3.9.68 installed for the Player Restriction changer I do believe. (Some Flex programs run on .60, .65 and .68 but not sure all do)

Thanks for the quick reply. I'm a bit old fashioned, can't seem to say goodbye to the old database. Could i install the 3.9.68 patch, and then replace the data folder with my current data map?

That way i would have installed the right patch, but could use the current data.

14-11-12, 10:33 AM

#33

Dermotron ◊
Sir Mergements
Director
Manager
VIP
Captain

Join Date: 15-12-11
Location: Your Mother
Posts: 29,995

Yes.

Install the 3.9.68 patch and then copy the files in this folder over the files in your Data folder
<http://www.champman0102.co.uk/downlo...?do=file&id=57>

Champman0102.co.uk Facebook Page
13000 followers and rising

November 2020 Data Update Out Now

Otsje
Unattached



Originally Posted by **Dermotron**

Yes.

Install the 3.9.68 patch and then copy the files in this folder over the files in your Data folder <http://www.champman0102.co.uk/download...?do=file&id=57>

And again, thank you.

18-01-13, 05:28 AM

#35

jpridie
Youth Team Player

Join Date: 08-01-13
Posts: 41

please can some one help me!!!!!!!!!!!!!!!!!!!!!!!!!!!!!!

every time I try to run any of the programs within this bat file it asks for my save file and then i get this come up

2.jpg1.jpg

18-01-13, 05:29 AM

#36

jpridie
Youth Team Player

Join Date: 08-01-13
Posts: 41

look at the second screen print first

18-01-13, 10:12 AM

#37

Dermotron
Sir Mergements
Director
Manager
VIP
Captain

Join Date: 15-12-11
Location: Your Mother
Posts: 29,995

Try right clicking on Go.bat and tick or select Run As Administrator

Or trying changing the save to 'Uncompressed'.

Go to Game Settings, change Save Compressed to No, load the Save, continue at least a day, Save and Exit, try Go.bat again.

Champman0102.co.uk Facebook Page
13000 followers and rising

November 2020 Data Update Out Now

18-01-13, 06:22 PM

#38

JohnLocke
Programmer
VIP

Join Date: 05-06-12
Posts: 1,032

Your save game (legend.sav) is read-only.

21-01-13, 01:20 PM

#39

jpridie
Youth Team Player

Join Date: 08-01-13
Posts: 41

ive checked and it isnt read only, and ive tried running as admin and the go bat will not load if i try as admin

21-01-13, 04:54 PM

#40

JohnLocke ◦
Programmer
VIP

Join Date: 05-06-12
Posts: 1,032

The line near the top of the error ending '(Access is denied)' means your operating system is denying access for some reason. Maybe try copying the file to another location first?

21-01-13, 10:11 PM

#41

jpridie ◦
Youth Team Player

Join Date: 08-01-13
Posts: 41

moving my save file worked, thanks for your help 😊

25-01-13, 05:00 PM

#42

jpridie ◦
Youth Team Player

Join Date: 08-01-13
Posts: 41

hi there,
was wondering what the regen cheat and regen cheat 2 is about?

25-01-13, 05:21 PM

#43

jpridie ◦
Youth Team Player

Join Date: 08-01-13
Posts: 41

hi there again
cant seem to find the fat tony tool?

25-01-13, 07:45 PM

#44

JohnLocke ◦
Programmer
VIP

Join Date: 05-06-12
Posts: 1,032

Originally Posted by **jpridie** »

*hi there,
was wondering what the regen cheat and regen cheat 2 is about?*

Regen Cheat will rename regenerated players back to their original name. Version 2 also restores a handful of attributes - overwriting the randomly assigned one that regens usually have.

25-01-13, 07:46 PM

#45

JohnLocke ◦
Programmer
VIP

Join Date: 05-06-12
Posts: 1,032

Originally Posted by **jpridie** »

*hi there again
cant seem to find the fat tony tool?*

Here: <http://www.champman0102.co.uk/downlo...?do=file&id=45>

25-01-13, 09:41 PM

#46

jpridie ◦
Youth Team Player

Join Date: 08-01-13

i mean within the go.bat, its not listed unless its called something else

26-01-13, 07:25 PM #47

JohnLocke o
Programmer
VIP

Join Date: 05-06-12
Posts: 1,032

Originally Posted by **jpridie** o
i mean within the go.bat, its not listed unless its called something else

Hmm, could have sworn it was in there.

Paste this into a text file:
java -cp ".;/libs/*" com.sadimgnik.cm.apps.fattony.RunFatTony
PAUSE

Save it with a .bat extension, and run it just like you would Go.bat. Make sure the above file is in the same directory as Go.bat.

28-01-13, 02:48 PM #48

jpridie o
Youth Team Player

Join Date: 08-01-13
Posts: 41

have done that, have managed to get the program running but it dosnt want to update the save file,
any help on this?

28-01-13, 08:36 PM #49

JohnLocke o
Programmer
VIP

Join Date: 05-06-12
Posts: 1,032

I'll try adding into Flex 2. In the mean time, does CM Explorer allow you to edit stadiums in a save game? If so, try that instead.

03-02-13, 10:35 AM #50

JohnLocke o
Programmer
VIP

Join Date: 05-06-12
Posts: 1,032

Problems with Flex 2

Thought I'd start a thread for those that have problems.

I've just realised the CSV extractor is broken, so I'll fix this shortly.

Tags for this Thread

flex editor, k league# restiction
[View Tag Cloud](#)

Posting Permissions

You may not post new threads
You may not post replies
You may not post attachments
You may not edit your posts

BB code is On
Smilies are On
[IMG] code is On
[VIDEO] code is On
HTML code is Off

Forum Rules



All times are GMT +1. The time now is 01:26 PM.

Powered by [vBulletin®](#) Version 4.2.5
Copyright © 2022 vBulletin Solutions Inc. All rights reserved.

© www.champman0102.co.uk



Thread: Flex 2 / JLCollection / JLPatch Queries

Thread Tools

13-02-13, 03:32 PM

#51

Dermotron
Sir Mergements
Director
Manager
VIP
Captain

Join Date: 15-12-11
Location: Your Mother
Posts: 29,995

Hi John,

Get this error report on the Uber Tool when I select the file and then hit Parse.

```
C:\Windows\system32\cmd.exe
17) Tower of Babel
18) Fat Tony's Construction Co.
19) Rename Upton Park to The Olympic Stadium (Save Game only)
20) Squad Randomizer
21) Database Analyzer
22) Beezer, Celtic1967
:-1
Here Be Dragons, choose from the list below or 'q' to quit.
1) Uber Parser
2) New & Improved Staff Inserter
3) Oz
4) Duplicates Finder
5) The Uber Tool
:5
Exception in thread "AWT-EventQueue-0" java.lang.ArrayIndexOutOfBoundsException:
2
  at com.sadingnik.cm.apps.uber.UberTool.parseFile(UberTool.java:80)
  at com.sadingnik.cm.apps.uber.UberToolController$4.actionPerformed(UberT
oolController.java:171)
  at javax.swing.AbstractButton.fireActionPerformed(Unknown Source)
  at javax.swing.AbstractButton$Handler.actionPerformed(Unknown Source)
  at javax.swing.DefaultButtonModel.fireActionPerformed(Unknown Source)
  at javax.swing.DefaultButtonModel.setPressed(Unknown Source)
  at javax.swing.plaf.basic.BasicButtonListener.mouseReleased(Unknown Sour
ce)
  at java.awt.Component.processMouseEvent(Unknown Source)
  at javax.swing.JComponent.processMouseEvent(Unknown Source)
  at java.awt.Component.processEvent(Unknown Source)
  at java.awt.Container.processEvent(Unknown Source)
  at java.awt.Component.dispatchEventImpl(Unknown Source)
  at java.awt.Container.dispatchEventImpl(Unknown Source)
  at java.awt.Component.dispatchEvent(Unknown Source)
  at java.awt.LightweightDispatcher.retargetMouseEvent(Unknown Source)
  at java.awt.LightweightDispatcher.processMouseEvent(Unknown Source)
  at java.awt.LightweightDispatcher.dispatchEvent(Unknown Source)
  at java.awt.Container.dispatchEventImpl(Unknown Source)
  at java.awt.Window.dispatchEventImpl(Unknown Source)
  at java.awt.Component.dispatchEvent(Unknown Source)
  at java.awt.EventQueue.dispatchEventImpl(Unknown Source)
  at java.awt.EventQueue.access$400(Unknown Source)
  at java.awt.EventQueue$2.run(Unknown Source)
  at java.awt.EventQueue$2.run(Unknown Source)
  at java.security.AccessController.doPrivileged(Native Method)
  at java.security.AccessControlContext$1.doIntersectionPrivilege(Unknown
Source)
  at java.security.AccessControlContext$1.doIntersectionPrivilege(Unknown
Source)
  at java.awt.EventQueue$3.run(Unknown Source)
  at java.awt.EventQueue$3.run(Unknown Source)
  at java.security.AccessController.doPrivileged(Native Method)
  at java.security.AccessControlContext$1.doIntersectionPrivilege(Unknown
Source)
  at java.awt.EventQueue.dispatchEvent(Unknown Source)
  at java.awt.EventDispatchThread.pumpOneEventForFilters(Unknown Source)
  at java.awt.EventDispatchThread.pumpEventsForFilter(Unknown Source)
  at java.awt.EventDispatchThread.pumpEventsForHierarchy(Unknown Source)
  at java.awt.EventDispatchThread.pumpEvents(Unknown Source)
  at java.awt.EventDispatchThread.pumpEvents(Unknown Source)
  at java.awt.EventDispatchThread.run(Unknown Source)
```

It's a version of Legion from July 11

13-02-13, 05:03 PM

#52

Dermotron ◊
Sir Mergements
Director
Manager
VIP
Captain

Join Date: 15-12-11
 Location: Your Mother
 Posts: 29,995

Resolved it, had changed the default separator on my machine to pipe instead of comma and forgot to change it back 🤖

Champman0102.co.uk Facebook Page
 13000 followers and rising

November 2020 Data Update Out Now

06-03-13, 09:09 PM

#53

arabelo ◊
Youth Team Player

Join Date: 06-03-13
 Posts: 6

Hi, im trying to use golden age and other options that needs the "pre game" files, but, when i go to the directories, no file is shown. What am i doing wrong? here is my log file:

```
java.io.FileNotFoundException
at com.sadimgnik.io.LittleEndianRAF.<init>(LittleEndianRAF.java:63)
at com.sadimgnik.io.LittleEndianRAF.<init>(LittleEndianRAF.java:59)
at com.sadimgnik.io.LittleEndianRAF.<init>(LittleEndianRAF.java:49)
at com.sadimgnik.cm.io.CMFile.<init>(CMFile.java:55)
at com.sadimgnik.cm.io.FileIndex.<init>(FileIndex.java:14)
at com.sadimgnik.cm.goldenage.GoldenAgeModel.<init>(GoldenAgeModel.java:31)
at com.sadimgnik.cm.goldenage.GoldenAgeControllerFactory.build(GoldenAgeControllerFactory.java:17)
at com.sadimgnik.launch.Setup$2.actionPerformed(Setup.java:69)
at javax.swing.AbstractButton.fireActionPerformed(Unknown Source)
at javax.swing.AbstractButton$Handler.actionPerformed(Unknown Source)
at javax.swing.DefaultButtonModel.fireActionPerformed(Unknown Source)
at javax.swing.DefaultButtonModel.setPressed(Unknown Source)
at javax.swing.plaf.basic.BasicButtonListener.mouseReleased(Unknown Source)
at java.awt.Component.processMouseEvent(Unknown Source)
at javax.swing.JComponent.processMouseEvent(Unknown Source)
at java.awt.Component.processEvent(Unknown Source)
at java.awt.Container.processEvent(Unknown Source)
at java.awt.Component.dispatchEventImpl(Unknown Source)
at java.awt.Container.dispatchEventImpl(Unknown Source)
at java.awt.Component.dispatchEvent(Unknown Source)
at java.awt.LightweightDispatcher.retargetMouseEvent(Unknown Source)
at java.awt.LightweightDispatcher.processMouseEvent(Unknown Source)
at java.awt.LightweightDispatcher.dispatchEvent(Unknown Source)
at java.awt.Container.dispatchEventImpl(Unknown Source)
at java.awt.Window.dispatchEventImpl(Unknown Source)
at java.awt.Component.dispatchEvent(Unknown Source)
at java.awt.EventQueue.dispatchEventImpl(Unknown Source)
at java.awt.EventQueue.access$200(Unknown Source)
at java.awt.EventQueue$3.run(Unknown Source)
at java.awt.EventQueue$3.run(Unknown Source)
at java.security.AccessController.doPrivileged(Native Method)
at java.security.ProtectionDomain$1.doIntersectionPrivilege(Unknown Source)
at java.security.ProtectionDomain$1.doIntersectionPrivilege(Unknown Source)
at java.awt.EventQueue$4.run(Unknown Source)
at java.awt.EventQueue$4.run(Unknown Source)
at java.security.AccessController.doPrivileged(Native Method)
at java.security.ProtectionDomain$1.doIntersectionPrivilege(Unknown Source)
at java.awt.EventQueue.dispatchEvent(Unknown Source)
at java.awt.EventDispatchThread.pumpOneEventForFilters(Unknown Source)
at java.awt.EventDispatchThread.pumpEventsForFilter(Unknown Source)
at java.awt.EventDispatchThread.pumpEventsForFilter(Unknown Source)
at java.awt.WaitDispatchSupport$2.run(Unknown Source)
at java.awt.WaitDispatchSupport$4.run(Unknown Source)
at java.security.AccessController.doPrivileged(Native Method)
at java.awt.WaitDispatchSupport.enter(Unknown Source)
at java.awt.Dialog.show(Unknown Source)
at java.awt.Component.show(Unknown Source)
at java.awt.Component.setVisible(Unknown Source)
at java.awt.Window.setVisible(Unknown Source)
at java.awt.Dialog.setVisible(Unknown Source)
at com.sadimgnik.launch.Setup.show(Setup.java:97)
at com.sadimgnik.cm.goldenage.GoldenAgeLauncher.main(GoldenAgeLauncher.java:33)
at com.sadimgnik.launch.RunZLauncher.launch(RunZLauncher.java:195)
at com.sadimgnik.launch.RunZLauncher.access$4(RunZLauncher.java:190)
at com.sadimgnik.launch.RunZLauncher$2.actionPerformed(RunZLauncher.java:180)
at javax.swing.AbstractButton.fireActionPerformed(Unknown Source)
at javax.swing.AbstractButton$Handler.actionPerformed(Unknown Source)
```

```
at javax.swing.DefaultButtonModel.fireActionPerformed(Unknown Source)
at javax.swing.plaf.basic.BasicButtonListener.mouseReleased(Unknown Source)
at java.awt.Component.processMouseEvent(Unknown Source)
at javax.swing.JComponent.processMouseEvent(Unknown Source)
at java.awt.Component.dispatchEvent(Unknown Source)
at java.awt.Container.dispatchEventImpl(Unknown Source)
at java.awt.Container.dispatchEventImpl(Unknown Source)
at java.awt.Component.dispatchEvent(Unknown Source)
at java.awt.LightweightDispatcher.retargetMouseEvent(Unknown Source)
at java.awt.LightweightDispatcher.processMouseEvent(Unknown Source)
at java.awt.LightweightDispatcher.dispatchEvent(Unknown Source)
at java.awt.Container.dispatchEventImpl(Unknown Source)
at java.awt.Window.dispatchEventImpl(Unknown Source)
at java.awt.Component.dispatchEvent(Unknown Source)
at java.awt.EventQueue.dispatchEventImpl(Unknown Source)
at java.awt.EventQueue.access$200(Unknown Source)
at java.awt.EventQueue$3.run(Unknown Source)
at java.awt.EventQueue$3.run(Unknown Source)
at java.security.AccessController.doPrivileged(Native Method)
at java.security.ProtectionDomain$1.doIntersectionPrivilege(Unknown Source)
at java.security.ProtectionDomain$1.doIntersectionPrivilege(Unknown Source)
at java.awt.EventQueue$4.run(Unknown Source)
at java.awt.EventQueue$4.run(Unknown Source)
at java.security.AccessController.doPrivileged(Native Method)
at java.security.ProtectionDomain$1.doIntersectionPrivilege(Unknown Source)
at java.awt.EventQueue.dispatchEvent(Unknown Source)
at java.awt.EventDispatchThread.pumpOneEventForFilters(Unknown Source)
at java.awt.EventDispatchThread.pumpEventsForFilter(Unknown Source)
at java.awt.EventDispatchThread.pumpEventsForHierarchy(Unknown Source)
at java.awt.EventDispatchThread.pumpEvents(Unknown Source)
at java.awt.EventDispatchThread.pumpEvents(Unknown Source)
at java.awt.EventDispatchThread.run(Unknown Source)
```

07-03-13, 05:55 PM

#54

arabelo
Youth Team Player

Join Date: 06-03-13
Posts: 6

I used Golden Age, but when im going to start a new game, the game crashes. Does it happened to anybody else?

07-03-13, 07:42 PM

#55

JohnLocke
Programmer
VIP

Join Date: 05-06-12
Posts: 1,032

Originally Posted by **arabelo**

```
java.io.FileNotFoundException
```

Typically means that a file either doesn't exist or cannot be accessed, e.g. is locked by another application.

Unfortunately the original Flex code is essentially dead now, I'm not planning on ever fixing any bugs in it. If I re-write Golden Age for Flex 2 I'll bear this error in mind.

12-03-13, 01:06 AM

#56

ebfatz
Social Media Bod
Former Holy Trinity Member
Stories Mod

Join Date: 02-03-12
Posts: 8,522

JL,

Tried the patch,
Coloured attributes fine, hiding bids fine. No CPU being used.
However, started in 2010 and it did make everyone older ie Messi is 34 at game start, Coloccini at Newcastle is 40.

Not sure what I did wrong or whether it's the patch itself?

12-03-13, 01:10 AM

#57

ebfatz

Join Date: 02-03-12
Posts: 8,522

Is there a way of adding a continue game shortcut as well mate?

2.19 and other Tap patches has page down as a continue so you don't have to keep clicking on 'Continue Game'.

Laziness I know but it would be good!

12-03-13, 01:14 AM

#58

Fods

Not Needed at the Club

Join Date: 16-12-11
Location: Australia
Posts: 11,493

Originally Posted by **ebfatz**

JL,

*Tried the patch,
Coloured attributes fine, hiding bids fine. No CPU being used.
However, started in 2010 and it did make everyone older ie Messi is 34 at game start, Coloccini at Newcastle is 40.*

Not sure what I did wrong or whether it's the patch itself?

Did u uninstall any Tap Patches properly as that happens when a patch is applied twice

Originally Posted by **ebfatz**

Is there a way of adding a continue game shortcut as well mate?

2.19 and other Tap patches has page down as a continue so you don't have to keep clicking on 'Continue Game'.

Laziness I know but it would be good!

never knew that, that is lazy 🤔

12-03-13, 01:28 AM

#59

ebfatz

Social Media Bod
Former Holy Trinity Member
Stories Mod

Join Date: 02-03-12
Posts: 8,522

Brand new install.
Should need to un-install Tap from other DB's should I? That would be annoying.

And yeah, the height of laziness. Have to press function and down arrow on my laptop but same thing.

12-03-13, 01:37 AM

#60

Fods

Not Needed at the Club

Join Date: 16-12-11
Location: Australia
Posts: 11,493

The 2.19 will always pick up the game that's stored in the C:\Program Files (x86)\Championship Manager 01-02 (see pic below)

NO

WAR

so no matter what u change DB name wise once you bring it back in the patch could then apply. I always uninstall 2.19 patch before moving onto one of my other DBs

12-03-13, 01:55 AM

#61

ebfatz ◦
Social Media Bod
Former Holy Trinity Member
Stories Mod

Join Date: 02-03-12
Posts: 8,522

Damn you x86!!

Too tired to think about it now.
Going to bed.
Will think about it tomorrow!

Cheers Fods!

12-03-13, 07:28 PM

#62

JohnLocke ◦
Programmer
VIP

Join Date: 05-06-12
Posts: 1,032

Originally Posted by **ebfatz** »

JL,
However, started in 2010 and it did make everyone older ie Messi is 34 at game start, Coloccini at Newcastle is 40.
Not sure what I did wrong or whether it's the patch itself?

That's probably caused by the update team giving everyone the wrong date of birth in order for them to be the right age when you start in 2001. The only way to solve this I know of is to use CMStaff: <http://www.champman0102.co.uk/downlo...?do=file&id=92> to edit the data.

I don't normally edit the start year with Tapani's patch, I take it his patch edited the ages so the ages were right?

12-03-13, 07:28 PM

#63

JohnLocke ◦
Programmer
VIP

Join Date: 05-06-12
Posts: 1,032

Originally Posted by **ebfatz** »

Is there a way of adding a continue game shortcut as well mate?

2.19 and other Tap patches has page down as a continue so you don't have to keep clicking on 'Continue Game'.

Laziness I know but it would be good!

Don't know, will make a note and see if I can do that.

12-03-13, 07:35 PM

#64

ebfatz ◊
Social Media Bod
Former Holy Trinity Member
Stories Mod

Join Date: 02-03-12
Posts: 8,522

Originally Posted by **JohnLocke** ◊

That's probably caused by the update team giving everyone the wrong date of birth in order for them to be the right age when you start in 2001. The only way to solve this I know of is to use CMStaff: <http://www.champman0102.co.uk/downlo...?do=file&id=92> to edit the data.

I don't normally edit the start year with Tapani's patch, I take it his patch edited the ages so the ages were right?

It does. I always start 2010 and they are correct.

Nice work on everything else and if nothing else you can pick up a 9 years older Lionel Messi for about £4m! 🤖

14-03-13, 04:06 PM

#65

query
Unattached

HI guys! I'm having some problems with the FLEX tool, Go.BAT. I have windows 8 and it says "Could not find or load main class com.sadimgnik.launch.RunZlauncher."

Can you guys help me with this?

thank u 😊

14-03-13, 06:18 PM

#66

JohnLocke ◊
Programmer
VIP

Join Date: 05-06-12
Posts: 1,032

Only reason I can think of is that you've moved the .bat file away from the other files. Having said that, maybe Windows is just being stupid (as usual) and 'protecting' you.

Most tools are in Flex 2, you could try that.

15-03-13, 04:53 AM

#67

Vilumbrales
Unattached

Hi, whenever I open JLPatch or Flex 2 and choose my .exe, the computer (or whatever may be) denies me the access. But when I choose an option about a saved game it works. What might be the problem?

15-03-13, 06:27 PM

#68

JohnLocke ◊
Programmer
VIP

Join Date: 05-06-12
Posts: 1,032

The data files could be read-only? More likely those is that Windows is being stupid - try moving the data folder to your desktop, run whichever tool you were using, then move it back.

20-03-13, 09:08 PM

#69

MarcoVanBast ◊
Reserve Team Player

Join Date: 17-06-12
Posts: 455

Downloaded updated Flex 2, now history extractor not work at all, when i choose the txt to save it gave standart java error 😞

26-03-13, 02:47 PM #70

Kingsley ◦
The Mascot

Join Date: 05-03-12
Location: Ribble Valley
Posts: 5,734

looking at the Flex Editor: Restrictions and have a question on the "Restriction Type" it appears to be either 2 or 5. Are the values documented anywhere ? (My guess is 2=Foreign 5= Non-EU but there maybe other values)

27-03-13, 06:55 PM #71

MarcoVanBast ◦
Reserve Team Player

Join Date: 17-06-12
Posts: 455

Seems in last Flex 2 update JL updated only patch, hope he will have time to fix bus in Flex too 😊

18-04-13, 07:41 PM #72

tracdoor
Unattached

JLPatch: when selecting "Disable unprotected contracts" the game won't open.

Happens on an unmodified 3.6.68 exe

20-05-13, 11:56 PM #73

Jussie ◦
Youth Team Player

Join Date: 06-03-12
Posts: 9

I selected the "disable unprotected contracts" and it seemed to work like a charm, but later i found that in a lot of cases the game wont let me sign players who are on rolling contracts. It's very peculiar, and i wonder if it's a bug.

Very pleased with this patch btw, thanks!

25-05-13, 10:17 PM #74

JohnLocke ◦
Programmer
VIP

Join Date: 05-06-12
Posts: 1,032

That's wierd, all that modification does is change the year the new transfer rules come in from 2001 to a few thousand years in the future - so it shouldn't cause anything else to happen.

26-05-13, 11:44 AM #75

Trip ◦
Hot Prospect for the Future

Join Date: 21-03-12
Posts: 169

Hi John, do you by any chance have something like the CSV Parser in the new Flex?

Tags for this Thread

flex editor, k league# restiction
View Tag Cloud

Posting Permissions

You may not post new threads

BB code is On

You may not post new threads
You may not post replies
You may not post attachments
You may not edit your posts

BB code is On
Smilies are On
[IMG] code is On
[VIDEO] code is On
HTML code is Off

Forum Rules

-- Default Style



[Archive](#) [Web Hosting](#) [Top](#)

All times are GMT +1. The time now is 01:26 PM.

Powered by [vBulletin®](#) Version 4.2.5
Copyright © 2022 vBulletin Solutions Inc. All rights reserved.

© www.champman0102.co.uk



Thread: Flex 2 / JLCollection / JLPatch Queries

Thread Tools

26-05-13, 10:27 PM

#76

JohnLocke ◊
Programmer
VIP

Join Date: 05-06-12
Posts: 1,032

I started writing one but it suffered from the same problem as earlier versions, namely that writing code to output and parse CSV is really boring - and I've got better things to than be bored. Which is a shame because that tool has the potential to be amazingly powerful in terms of what it can edit.

27-05-13, 09:20 AM

#77

Trip ◊
Hot Prospect for the Future

Join Date: 21-03-12
Posts: 169

I agree. (Both about boredom and the parser's potential 😊)

27-05-13, 02:13 PM

#78

Trip ◊
Hot Prospect for the Future

Join Date: 21-03-12
Posts: 169

Then, John, do you keep some of the older versions of Legion? The ones where you have to type -1 to get to the hidden content? The Parser doesn't seem to work in the last two versions of Flex 1.

27-05-13, 02:20 PM

#79

Fods ◊
Not Needed at the Club

Join Date: 16-12-11
Location: Australia
Posts: 11,493

See here Trip: <http://www.champman0102.co.uk/downlo...?do=file&id=45>

27-05-13, 02:23 PM

#80

Yeah, the two upmost ones were the versions I was talking about. Further on down the links don't work, unfortunately.

27-05-13, 02:38 PM

#81

Dermotron ◦
Sir Mergements
Director
Manager
VIP
Captain

Join Date: 15-12-11
Location: Your Mother
Posts: 29,995

This one works for me. think its 19-07-2011v2

<http://www.sendspace.com/file/o64xd2>

Champman0102.co.uk Facebook Page
13000 followers and rising
November 2020 Data Update Out Now

27-05-13, 02:58 PM

#82

Fods ◦
Not Needed at the Club

Join Date: 16-12-11
Location: Australia
Posts: 11,493

I got these:

Oct 2010: <http://www.sendspace.com/file/r967ny>

May 2011: <http://www.sendspace.com/file/wst6w5>

Aug 2011: <http://www.sendspace.com/file/ojrlsn>

27-05-13, 03:00 PM

#83

Trip ◦
Hot Prospect for the Future

Join Date: 21-03-12
Posts: 169

Brilliant, thanks, Dermo and Fod 😊 They all seem to work indeed 😊

05-06-13, 03:56 PM

#84

J.D. ◦
Decent Young Player

Join Date: 06-05-12
Location: Quebec City, Canada
Posts: 67

It doesn't work for me either. Something wrong with my java.

But I thought, hey, I'm only using the tapani patch for idle sensitivity, so why don't I just download the JL patched .exe available in the download section.

I played ten seconds before realise that I was really used to color attribute, now, so I returned in the dowload section and pick the colored attribute modified .exe.

I played two minute before thinking, but wait, what's going to happen with unprotected contract.

So I guess, my question is, does the JL colore attribute .exe disable unprotected contract and if not, can someone make me one? I don't know if attachement are possible in private message, or I can give you my email adress.

I could try to make the Java patcher work, too, but it seems awfully complicated.

05-06-13, 03:58 PM

#85

Dermotron ◦
Sir Mergements
Director
Manager
VIP
Captain

Join Date: 15-12-11
Location: Your Mother
Posts: 29,995

Update the java on your machine and both Flex, Flex 2 and JohnLocke's other apps should work.

www.java.com, takes about 5 minutes to upgrade or install

Champman0102.co.uk Facebook Page
13000 followers and rising

November 2020 Data Update Out Now

05-06-13, 04:06 PM

#86

J.D. ◦
Decent Young Player

Join Date: 06-05-12
Location: Quebec City, Canada
Posts: 67

Yeah, I downloaded it yesterday, version 7 update 21 but it was still saying that something was wrong with my java.

05-06-13, 06:00 PM

#87

J.D. ◦
Decent Young Player

Join Date: 06-05-12
Location: Quebec City, Canada
Posts: 67

So I did the CLASSPATH and PATH trick from the youtube video and I was able to use the patch.

Couldn't help but to check the "sign spanish player with Real Sociedad" option and now I think I'm going to give it a try 🇧🇪

23-06-13, 04:16 PM

#88

Jez ◦
Decent Young Player

Join Date: 20-04-13
Location: Ingerland
Posts: 59

Really don't get what I'm supposed to be doing with the JL Patch. I run it, get the pop up window which has a load of technical mumbo jumbo along with "Error: Could not find or load main class" whatever that means. Then it prompts me to 'press any key to continue', but when I do it closes and nothing happens...

I've downloaded the latest Java thing from the link above and I'm attempting to apply the patch having un-installed everything CM related and starting from scratch.

I'm obviously going wrong somewhere, any ideas?

24-06-13, 07:20 AM

#89

Trip ◦
Hot Prospect for the Future

Join Date: 21-03-12
Posts: 169

Originally Posted by **Jez** »

Really don't get what I'm supposed to be doing with the JL Patch. I run it, get the pop up window which has a load of technical mumbo jumbo along with "Error: Could not find or load main class" whatever that means. Then it prompts me to 'press any key to continue', but when I do it closes and nothing happens...

I've downloaded the latest Java thing from the link above and I'm attempting to apply the patch having un-installed everything CM related and starting from scratch.

I'm obviously going wrong somewhere, any ideas?

Yep.

1. Right-click on the JL Patch icon.
2. Click Edit. It will open in Notepad.
3. Among the text you'll see, there will be the single word java, somewhere at the start.
4. Replace that word with the path to your java.exe on your computer, all in inverted commas, for instance "C:\Program Files (x86)\Java\jre7\bin\java.exe", which is the path on my computer.
5. Or just upload it on sendspace and I'll help you out. I'd recommend you have a look for yourself afterwards to see how it looks, so you can replicated when you need it.

12-07-13, 08:34 PM

#90

Joster ◦

What's the window resolution with running the JL Patch?
And why does everyone want to disable unprotected contracts?

12-07-13, 08:39 PM #91

Coys ◦
First Team Player Join Date: 03-03-12 Posts: 3,312

Because it's too easy to sign good players with it on, very unrealistic.

12-07-13, 08:50 PM #92

Joster ◦
Youth Team Player Join Date: 15-09-12 Posts: 11

It's very easy, that's true. But why is it unrealistic? In real, contracts are also unprotected right? But on the other hand, too many players are available with unprotected contracts so that's pretty unrealistic indeed.
Do you know the answer on the window resolution while using Flex 2 / JL Patch?
I'm sorry I can't find a good topic for questions like this.. There's no JL Patch feedback topic or something..

20-07-13, 03:50 AM #93

BlazeRavenwolf ◦
First Team Player Join Date: 02-03-12 Posts: 2,500

Ok I get it working up until i press apply and then it says access denied, HELP plz

04-08-13, 06:52 PM #94

churchillizzilula ◦
Youth Team Player Join Date: 06-08-12 Posts: 10

Hello,
I too am having problems installing the Flex patch. Everything goes fine until I press 'apply', and well, then nothing happens. If I then try to start the game up, I get an error message saying that the exe has encountered a problem.
What should happen after you hit 'apply'?
I have installed the latest Java, and can't see that I'm doing anything wrong.
Thanks 😊

10-08-13, 06:21 PM #95

BigBoss ◦
Youth Team Player Join Date: 15-04-12 Posts: 8

Flex help
Just downloaded the flex file, downloaded Java file but it still wont work, keeps coming up black box saying not reconised internal etc
I have tired to read through the different comments but to be honest I havnt a clue what they mean! anyone able to talk me through it?

13-08-13, 11:26 PM #96

Duke29 ◦
Hot Prospect for the Future Join Date: 03-03-12 Posts: 46

i've downloaded the flex 2 and installed as you said, but now the game simply blocks and it starts using 50% of the avaiable cpu and the only way to continue playing is to access the task manager, close cm 0102 and start all over again. is someone else having the same problem?

20-08-13, 02:08 PM

#97

sangutsu ◦
Youth Team Player

Join Date: 15-03-12
Posts: 11

Flex 2 Queries

Hi,

I am trying to edit the prize money figures for both the champions league and the premiership but I do not understand any of the values at all, could somebody please help me?

25-08-13, 05:31 PM

#98

TheSaint ◦
Youth Team Player

Join Date: 24-07-12
Posts: 1

Downloaded both flex and flex 2 and got it running no problem.

The issue I'm having is that after the flex program changes the CM0102.exe file, that .exe file won't run and therefore I can't play the game. I tried a fresh install of everything but had the same problem.

Anyone else getting the same, or know of a solution?

31-08-13, 02:16 PM

#99

churchillizzilula ◦
Youth Team Player

Join Date: 06-08-12
Posts: 10

Hello everyone. I still can't get the JL patch to work 😞 If anyone could help, I'd appreciate it so much.

I'm on Windows Vista, and running the game in compatibility mode for 98. I have a fresh install of the game, patched to 3.68. I open the JL patch.bat file without a problem. I choose my exe from the list (cm0102.exe), then the options screen for the patch (1.05) appears.

I tick the boxes I want, and click on Apply. Then in the black text box it tells me to click on any key to continue, so I do...

Is that all that should happen? Once I click on a key to continue, the black text box disappears, and it seems to be the end of the patching. Is that right?

So then I open my exe to start the game, and I get an error message (cm0102.exe has stopped working).

And this is as far I can get. Please, if anyone knows the solution! I am dying to get on my game 😊

02-09-13, 08:41 PM

#100

Zé ◦
Backup Player

Join Date: 11-09-12
Posts: 561

Originally Posted by **Dermotron** ◻

This one works for me. think its 19-07-2011v2

<http://www.sendspace.com/file/o64xd2>

Hello Derm,

Any chance you still have this version?

Zé

Tags for this Thread

flex editor, k league# restiction
[View Tag Cloud](#)

Posting Permissions



You may not post new threads
You may not post replies
You may not post attachments
You may not edit your posts

BB code is On
Smilies are On
[IMG] code is On
[VIDEO] code is On
HTML code is Off

Forum Rules

-- Default Style



[Archive](#) [Web Hosting](#) [Top](#)

All times are GMT +1. The time now is 01:26 PM.

Powered by [vBulletin®](#) Version 4.2.5
Copyright © 2022 vBulletin Solutions Inc. All rights reserved.

© www.champman0102.co.uk



Thread: Flex 2 / JLCollection / JLPatch Queries

Thread Tools

05-09-13, 09:20 PM

#101

Zé
Backup Player

Join Date: 11-09-12
Posts: 561

Originally Posted by **Fodster**

I got these:

Oct 2010: <http://www.sendspace.com/file/r967ny>

May 2011: <http://www.sendspace.com/file/wst6w5>

Aug 2011: <http://www.sendspace.com/file/ojrlsn>

Hello Fodster,

Any chance you still have any of the above?

Zé

06-09-13, 05:03 AM

#102

Fods
Not Needed at the Club

Join Date: 16-12-11
Location: Australia
Posts: 11,493

16.06.13 - <http://www.sendspace.com/file/53m1ec>

This is the only one I have on my work comp. Will check home comp when I get home.



06-09-13, 06:35 AM

#103

Fods
Not Needed at the Club

Join Date: 16-12-11
Location: Australia
Posts: 11,493

Originally Posted by **Zé**

Hello Fodster,

Any chance you still have any of the above?

Zé

Here you go :

Sendspace: <http://www.sendspace.com/file/j8bfy6>

Rapidgator: <http://rapidgator.net/file/18ebf7df1...egion.rar.html>

06-09-13, 09:44 PM

#104

Zé
Backup Player

Join Date: 11-09-12
Posts: 561

Originally Posted by **Fodster**

Here you go :

Sendspace: <http://www.sendspace.com/file/j8bfy6>

Rapidgator: <http://rapidgator.net/file/18ebf7df1...egion.rar.html>

Thanks Fodster,

Now I am pushing it... But any chance you have the players.csv file from this tutorial
<http://www.champman0102.co.uk/showth...inserting-tool>

Zé

Solved: A version already exists within a folder from your previous post.

Last edited by Zé; 06-09-13 at 11:11 PM. Reason: Solved

06-09-13, 10:55 PM

#105

ray22
Youth Team Player

Join Date: 09-12-12
Posts: 4

Originally Posted by **churchillizzilula**

Hello everyone. I still can't get the JL patch to work 😞 If anyone could help, I'd appreciate it so much.

I'm on Windows Vista, and running the game in compatibility mode for 98. I have a fresh install of the game, patched to 3.68. I open the JL patch.bat file without a problem. I choose my exe from the list (cm0102.exe), then the options screen for the patch (1.05) appears.

I tick the boxes I want, and click on Apply. Then in the black text box it tells me to click on any key to continue, so I do...

Is that all that should happen? Once I click on a key to continue, the black text box disappears, and it seems to be the end of the patching. Is that right?

So then I open my exe to start the game, and I get an error message (cm0102.exe has stopped working).

And this is as far I can get. Please, if anyone knows the solution! I am dying to get on my game 😊

I had the same problem. It's the 'Disable unprotected contracts' component, from the latest version of the JL patch, that causes the error. So don't select that component and the game will load fine.

If you still want to use that component, edit again the .exe file with an older version of JL patch, selecting only the 'Disable unprotected contracts' option. Version 'Flex2-2013-03-09' worked fine for me.

07-09-13, 12:25 PM

#106

churchillizzilula
Youth Team Player

Join Date: 06-08-12
Posts: 10

Thank you SO much for your reply! I haven't had a chance to try out what you recommend, but will do shortly... fingers crossed. 😊

11-09-13, 11:31 PM

#107

Zé
Backup Player

Join Date: 11-09-12
Posts: 561

I have been playing with the CSV Parser. Until today everything worked well, however now I cannot split the database, I get the following error: (I have tried a system restore and using another version of flex/legion.

```
java.io.IOException: Unknown file id! - 22
at com.sadimgnik.cm.io.Index.getCount(Index.java:484)
at com.sadimgnik.cm.io.NewStaffFileSplitter.<init>(NewStaffFileSplitter.java:58)
at com.sadimgnik.cm.io.NewStaffFileSplitter.<init>(NewStaffFileSplitter.java:49)
at com.sadimgnik.cm.apps.uber.NewCMDDatabase.<init>(NewCMDDatabase.java:53)
```

```

)
at com.sadimgnik.cm.apps.uber.UberTool.<init>(UberToo l.java:37)
at com.sadimgnik.cm.apps.uber.UberToolController$2.ac tionPerformed(UberT
oolController.java:119)
at javax.swing.AbstractButton.fireActionPerformed(Unk nown Source)
at javax.swing.AbstractButton$Handler.actionPerformed (Unknown Source)
at javax.swing.DefaultButtonModel.fireActionPerformed (Unknown Source)
at javax.swing.DefaultButtonModel.setPressed(Unknown Source)
at javax.swing.plaf.basic.BasicButtonListener.mouseRe leased(Unknown Sour
ce)
at java.awt.Component.processMouseEvent(Unknown Source)
at javax.swing.JComponent.processMouseEvent(Unknown Source)
at java.awt.Component.processEvent(Unknown Source)
at java.awt.Container.processEvent(Unknown Source)
at java.awt.Component.dispatchEventImpl(Unknown Source)
at java.awt.Container.dispatchEventImpl(Unknown Source)
at java.awt.Component.dispatchEvent(Unknown Source)
at java.awt.LightweightDispatcher.retargetMouseEvent( Unknown Source)
at java.awt.LightweightDispatcher.processMouseEvent(U nknown Source)
at java.awt.LightweightDispatcher.dispatchEvent(Unkno wn Source)
at java.awt.Container.dispatchEventImpl(Unknown Source)
at java.awt.Window.dispatchEventImpl(Unknown Source)
at java.awt.Component.dispatchEvent(Unknown Source)
at java.awt.EventQueue.dispatchEventImpl(Unknown Source)
at java.awt.EventQueue.access$200(Unknown Source)
at java.awt.EventQueue$3.run(Unknown Source)
at java.awt.EventQueue$3.run(Unknown Source)
at java.security.AccessController.doPrivileged(Native Method)
at java.security.ProtectionDomain$1.doIntersectionPri vilege(Unknown Sour
ce)
at java.security.ProtectionDomain$1.doIntersectionPri vilege(Unknown Sour
ce)
at java.awt.EventQueue$4.run(Unknown Source)
at java.awt.EventQueue$4.run(Unknown Source)
at java.security.AccessController.doPrivileged(Native Method)
at java.security.ProtectionDomain$1.doIntersectionPri vilege(Unknown Sour
ce)
at java.awt.EventQueue.dispatchEvent(Unknown Source)
at java.awt.EventDispatchThread.pumpOneEventForFilter s(Unknown Source)
at java.awt.EventDispatchThread.pumpEventsForFilter(U nknown Source)
at java.awt.EventDispatchThread.pumpEventsForHierarch y(Unknown Source)
at java.awt.EventDispatchThread.pumpEvents(Unknown Source)
at java.awt.EventDispatchThread.pumpEvents(Unknown Source)
at java.awt.EventDispatchThread.run(Unknown Source)

```

13-09-13, 11:54 AM

#108

djole2mcloud ◦
Programmer

Join Date: 04-03-12
Location: Serbia,Belgrade,Zemun
Posts: 984

u messed up your .dat files...if u used previously parser something gone wrong...it happens sometimes...happened to me a lot of times,but i back up all .dat files after each step of inserting staff or clubs...

Originally Posted by **Zé**

I have been playing with the CSV Parser. Until today everything worked well, however now I cannot split the database, I get the following error: (I have tried a system restore and using another version of flex/legion.

```

java.io.IOException: Unknown file id! - 22
at com.sadimgnik.cm.io.Index.getCount(Index.java:484)
at com.sadimgnik.cm.io.NewStaffFileSplitter.<init>(Ne wStaffFileSplitter.
java:58)
at com.sadimgnik.cm.io.NewStaffFileSplitter.<init>(Ne wStaffFileSplitter.
java:49)
at com.sadimgnik.cm.apps.uber.NewCMDatabase.<init>(Ne wCMDDatabase.java:53
)
at com.sadimgnik.cm.apps.uber.UberTool.<init>(UberToo l.java:37)
at com.sadimgnik.cm.apps.uber.UberToolController$2.ac tionPerformed(UberT
oolController.java:119)
at javax.swing.AbstractButton.fireActionPerformed(Unk nown Source)
at javax.swing.AbstractButton$Handler.actionPerformed (Unknown Source)
at javax.swing.DefaultButtonModel.fireActionPerformed (Unknown Source)
at javax.swing.DefaultButtonModel.setPressed(Unknown Source)
at javax.swing.plaf.basic.BasicButtonListener.mouseRe leased(Unknown Sour
ce)
at java.awt.Component.processMouseEvent(Unknown Source)
at javax.swing.JComponent.processMouseEvent(Unknown Source)
at java.awt.Component.processEvent(Unknown Source)
at java.awt.Container.processEvent(Unknown Source)
at java.awt.Component.dispatchEventImpl(Unknown Source)
at java.awt.Container.dispatchEventImpl(Unknown Source)
at java.awt.Component.dispatchEvent(Unknown Source)
at java.awt.LightweightDispatcher.retargetMouseEvent( Unknown Source)
at java.awt.LightweightDispatcher.processMouseEvent(U nknown Source)
at java.awt.LightweightDispatcher.dispatchEvent(Unkno wn Source)

```

```

at java.awt.Container.dispatchEventImpl(Unknown Source)
at java.awt.Window.dispatchEventImpl(Unknown Source)
at java.awt.Component.dispatchEvent(Unknown Source)
at java.awt.EventQueue.dispatchEventImpl(Unknown Source)
at java.awt.EventQueue.access$200(Unknown Source)
at java.awt.EventQueue$3.run(Unknown Source)
at java.awt.EventQueue$3.run(Unknown Source)
at java.security.AccessController.doPrivileged(Native Method)
at java.security.ProtectionDomain$1.doIntersectionPrivilege(Unknown Source)
at java.security.ProtectionDomain$1.doIntersectionPrivilege(Unknown Source)
at java.awt.EventQueue$4.run(Unknown Source)
at java.awt.EventQueue$4.run(Unknown Source)
at java.security.AccessController.doPrivileged(Native Method)
at java.security.ProtectionDomain$1.doIntersectionPrivilege(Unknown Source)
at java.awt.EventQueue.dispatchEvent(Unknown Source)
at java.awt.EventDispatchThread.pumpOneEventForFilters(Unknown Source)
at java.awt.EventDispatchThread.pumpEventsForFilter(Unknown Source)
at java.awt.EventDispatchThread.pumpEventsForHierarchy(Unknown Source)
at java.awt.EventDispatchThread.pumpEvents(Unknown Source)
at java.awt.EventDispatchThread.pumpEvents(Unknown Source)
at java.awt.EventDispatchThread.run(Unknown Source)

```

16-09-13, 11:51 AM

#109

zeus77 ◦
Decent Young Player

Join Date: 13-06-12
Location: Braga
Posts: 55

first off all, congratz! This is a great patch!

Now, i patched correctly, double click on the game, and didnt anything :|
whats the matter?

win xp - x86, i checkd the compatibility mode

EDIT: resolved: I didnt check the unprotected contrats, and now its working

Last edited by zeus77; 17-09-13 at 12:59 PM.

19-09-13, 06:44 PM

#110

IB778 ◦
Youth Team Player

Join Date: 22-01-13
Posts: 40

Hi John,

I've got a few questions about your patch if you've got five minutes to answer...

how compatible is your JL Patch with Tapani's 2.19?

Also, can I use the cmed.exe with your patch applied? I don't see anyway to uninstall it though which means I'd need to do all my editing beforehand, yes?

Thanks

01-10-13, 07:40 PM

#111

JohnLocke ◦
Programmer
VIP

Join Date: 05-06-12
Posts: 1,032

Not designed to be compatible with Tapani's patch, quite likely that the game will break if you use both.

What is cmed.exe? JLPatch doesn't include an uninstall feature, best to add start with a new exe.

01-10-13, 07:42 PM

#112

JohnLocke ◦
Programmer
VIP

Join Date: 05-06-12
Posts: 1,032

Originally Posted by **djole2mcloud**

u messed up your .dat files...if u used previously parser something gone wrong...it happens sometimes...happened to me a lot of times,but i back up all .dat files after each step of inserting staff or clubs...

Ditto. 'Unknown file id! - 22' means that index.dat is corrupt, other files too probably. This is why you always need to back up the data before using it.

01-10-13, 07:43 PM

#113

JohnLocke
Programmer
VIP

Join Date: 05-06-12
Posts: 1,032

Originally Posted by **ray22**

I had the same problem. It's the 'Disable unprotected contracts' component, from the latest version of the JL patch, that causes the error. So don't select that component and the game will load fine.

If you still want to use that component, edit again the .exe file with an older version of JL patch, selecting only the 'Disable unprotected contracts' option. Version 'Flex2-2013-03-09' worked fine for me.


I think this is now fixed - I can't amend the download but the latest version can be found here: <http://www.sendspace.com/file/95v5hc>

01-10-13, 08:16 PM

#114

Cam F
VIP

Join Date: 03-03-12
Posts: 2,949

John Locke is back  JL



01-10-13, 09:56 PM

#115

Topofthekop
Squad Rotation Player

Join Date: 04-03-12
Posts: 1,757

JL Can you tell me what this error is and how to get Flex 2 to run. I am currently running Windows7 ultimate 64bit

```
C:\Users\*****\Desktop\New folder (2)>java -Xmx512m -cp '././workspace/Libs/*
;./workspace/AlphaCore/bin;./workspace/Apps/bin;./workspace/CSV/bin;./workspa
ce/Remote/bin;./workspace/Utils/bin;./workspace;./workspace/JLPatch/bin;./wo
rkspace/JLPatch/config/' utils.launch.Launcher alpha.xml
'java' is not recognized as an internal or external command,
operable program or batch file.
```

```
C:\Users\*****\Desktop\New folder (2)>PAUSE
Press any key to continue . . .
```

01-10-13, 10:04 PM

#116

JohnLocke
Programmer
VIP

Join Date: 05-06-12
Posts: 1,032

Usually means that Java isn't installed - you can download it here: <http://www.java.com/en/download/index.jsp>

01-10-13, 10:09 PM

#117

Originally Posted by **JohnLocke**

Usually means that Java isn't installed - you can download it here: <http://www.java.com/en/download/index.jsp>

Java is installed.. All done, it seems that Flex wasn't finding my java which has now been rectified thanks to a previous posted solution earlier in the thread

03-10-13, 10:46 PM

#118

rafafloripa
Youth Team Player

Join Date: 30-09-13
Posts: 39

I'm having problems with the "Tower of Babel" feature. It fails to update the staff.dat, deleting it afterwards.

03-10-13, 10:52 PM

#119

Fods
Not Needed at the Club

Join Date: 16-12-11
Location: Australia
Posts: 11,493

Originally Posted by **EL-TOPPO**

Java is installed.. All done, it seems that Flex wasn't finding my java which has now been rectified thanks to a previous posted solution earlier in the thread

This is a great solution from Trip, worked for me too, not sure if yours was the same issue...

1. Right-click on the JL Patch icon.
2. Click Edit. It will open in Notepad.
3. Among the text you'll see, there will be the single word java, somewhere at the start.
4. Replace that word with the path to your java.exe on your computer, all in inverted commas, for instance "C:\Program Files (x86)\Java\jre7\bin\java.exe", which is the path on my computer.
5. Or just upload it on sendspace and I'll help you out. I'd recommend you have a look for yourself afterwards to see how it looks, so you can replicate when you need it.

07-10-13, 04:55 PM

#120

IB778
Youth Team Player

Join Date: 22-01-13
Posts: 40

Great to have you back John!

Thanks for the help.

07-10-13, 11:54 PM

#121

IB778
Youth Team Player

Join Date: 22-01-13
Posts: 40

Is there any reason that only certain swaps work in the live 'team swap' feature?

Perhaps you have never had any reason to go back to it but, as you may have read in another thread, I'm having a right pain with my CL and the teams qualifying from other leagues. Dermotron advised using your patch but all of the swaps I attempted failed.

Don't suppose you have ever went back and taken a look at this? Do you maybe know of another workaround?

Thanks, in advance 🙏, for any help.

20-10-13, 11:51 AM

#122

Prometheus
Youth Team Player

Join Date: 20-10-13
Posts: 1

Hi,

I want to run dataerrors on my save game file. File is very big, more than 2GB.

When i try to load it i've got error about not enough memory for virtual machine, so i have change -Xmx3072m and run it with 64b version.
Now i got some other error when it is reading data (maybe some of the properties in SaveData needs to be of type long instead integer):

```
java.lang.IllegalArgumentException
at sun.nio.ch.FileChannelImpl.position(Unknown Source)
at core.SaveData.readRawData(SaveData.java:422)
at core.SaveData.<init>(SaveData.java:87)
at util.CMUtil.getData(CMUtil.java:36)
at dataerrors.DataErrorsLauncher.main(DataErrorsLaunc her.java:33)
at sun.reflect.NativeMethodAccessorImpl.invoke0(Nativ e Method)
at sun.reflect.NativeMethodAccessorImpl.invoke(Unknown n Source)
at sun.reflect.DelegatingMethodAccessorImpl.invoke(Un known Source)
at java.lang.reflect.Method.invoke(Unknown Source)
at utils.launch.Config.go(Config.java:84)
```

Can you check this or can you send me whole project with project file and everything so i can try to debug it and fix it?

Thanks

29-10-13, 02:37 PM

#123

Cam F
VIP

Join Date: 03-03-12
Posts: 2,949

Originally Posted by **Fodster**

This is a great solution from Trip, worked for me too, not sure if yours was the same issue...

1. Right-click on the JL Patch icon.
2. Click Edit. It will open in Notepad.
3. Among the text you'll see, there will be the single word java, somewhere at the start.
4. Replace that word with the path to your java.exe on your computer, all in inverted commas, for instance "C:\Program Files (x86)\Java\jre7\bin\java.exe", which is the path on my computer.
5. Or just upload it on sendspace and I'll help you out. I'd recommend you have a look for yourself afterwards to see how it looks, so you can replicated when you need it.

Help, can't get it to work either. This is my path like yours - "C:\Program Files\Java\jre6\bin\java.exe",

Java is installed but Flex2/JL Patch will not work 😞 Want to be able to use the staff history extractor given my progress in 0001.

29-10-13, 06:24 PM

#124

Dermotron
Sir Mergements
Director
Manager
VIP
Captain

Join Date: 15-12-11
Location: Your Mother
Posts: 29,995

Does the History Project Tool not work on 0001?

Try this for whatever machine you have, java should work fine after it - <http://www.java.com/en/download/help/path.xml>

Champman0102.co.uk Facebook Page
13000 followers and rising

November 2020 Data Update Out Now

29-10-13, 07:35 PM

#125

Cam F
VIP

Join Date: 03-03-12
Posts: 2,949

Originally Posted by **Dermotron**

Does the History Project Tool not work on 0001?

Try this for whatever machine you have, java should work fine after it - <http://www.java.com/en/download/help/path.xml>

History project works fine for 0001. Don't want to have to manually do all the ones I have added if have to input the standard history file.

Can't get Flex 2 to work despite those instructions though as don't get the 5th instruction. fine 1-4. clearly i'm a retard.

Tags for this Thread

flex editor, k league# restiction
[View Tag Cloud](#)

Posting Permissions

You may not post new threads	BB code is On
You may not post replies	Smilies are On
You may not post attachments	[IMG] code is On
You may not edit your posts	[VIDEO] code is On
	HTML code is Off
	Forum Rules

-- Default Style

[Archive](#) [Web Hosting](#) [Top](#)

All times are GMT +1. The time now is 01:26 PM.

Powered by [vBulletin®](#) Version 4.2.5
Copyright © 2022 vBulletin Solutions Inc. All rights reserved.

© www.champman0102.co.uk



Thread: Flex 2 / JLCollection / JLPatch Queries

Thread Tools

04-11-13, 11:30 PM

#126

wato20
First Team Player

Join Date: 02-03-12
Posts: 3,152

I still cannot get flex working despite trying all the things mentioned above...

So i was wondering if anyone would be kind enough to make me a CM0102.exe file that just has the maximum game speed set and nothing else changed. and then put it on sendspace...

Thanks in advance...

06-11-13, 06:45 PM

#127

Dermotron
Sir Mergements
Director
Manager
VIP
Captain

Join Date: 15-12-11
Location: Your Mother
Posts: 29,995

See does this work wato <http://www.sendspace.com/file/kglxhq>

Champion0102.co.uk Facebook Page
13000 followers and rising

November 2020 Data Update Out Now

07-11-13, 12:11 PM

#128

wato20
First Team Player

Join Date: 02-03-12
Posts: 3,152

Cheers dermo will have a look 2nite.

Nice 1.

12-11-13, 01:18 PM

#129

wato20
First Team Player

Join Date: 02-03-12
Posts: 3,152

Dermo.. It worked.
My Cm was loads faster.

I think this file shud be added to the downloads section....???

12-11-13, 11:17 PM

#130

AtomicAnt ◊
Backup Player

Join Date: 06-03-12
Posts: 705

So the file starts with
`#!/bin/bash/usr/lib/jvm/jdk1.7.0_17/jre/bin/java -cp './workspace/Libs/*'`

And according to the recipe mentioned above im supposed to change the single word java with the location of java.exe, which in my case would make the start of the file look like this:

```
#!/bin/bash/usr/lib/jvm/jdk1.7.0_17/jre/bin/C:\Program Files (x86)\Java\jre7\bin\java.exe -cp './workspace/Libs/*':.
```

That can't be correct? Its not working. Can someone post the start of the file how it should be? Thx in advance!

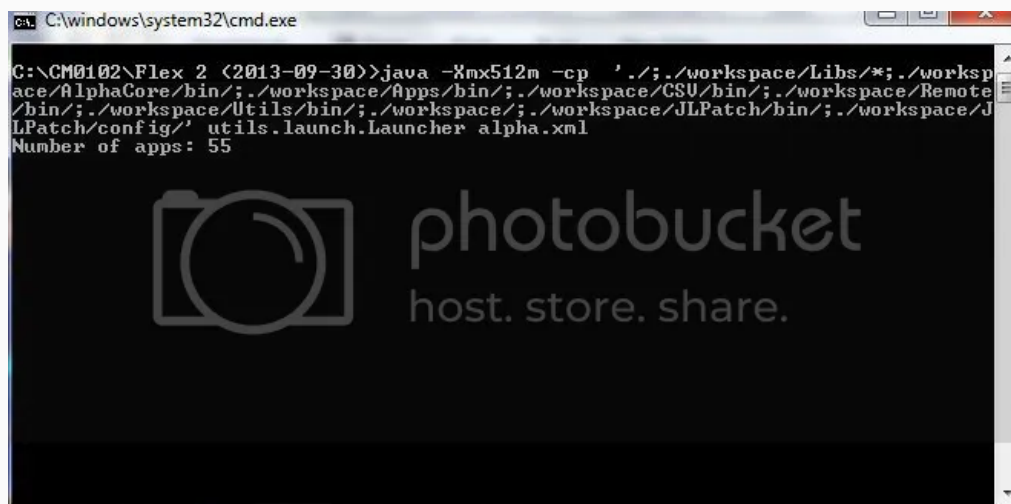
12-11-13, 11:26 PM

#131

Dermotron ◊
Sir Mergements
Director
Manager
VIP
Captain

Join Date: 15-12-11
Location: Your Mother
Posts: 29,995

This what your after?



Champman0102.co.uk Facebook Page
13000 followers and rising

November 2020 Data Update Out Now

13-11-13, 12:42 AM

#132

AtomicAnt ◊
Backup Player

Join Date: 06-03-12
Posts: 705

No, but thanks for trying to help.

1. Right-click on the JL Patch icon.
2. Click Edit. It will open in Notepad.
3. Among the text you'll see, there will be the single word java, somewhere at the start.
4. Replace that word with the path to your java.exe on your computer, all in inverted commas, for instance "C:\Program Files (x86)\Java\jre7\bin\java.exe"

Thats what it says. I cant seem to figure out how its supposed to look like when edited with the correct path. So if someone can open that file and paste the correct opening bit of the text here..?

This is the error i get. Weird, as i have had flex2 running nicely before, but that was before i uninstalled it and replaced it with a never

version. I suspect it could be a java-issue as mentioned above.



This image is no longer available.
Visit tinypic.com for more information.

18-11-13, 06:21 AM

#133

Fods ◦
Not Needed at the Club

Join Date: 16-12-11
Location: Australia
Posts: 11,493

Weird, the above worked solution worked perfect for me on my work computer but wont on my home PC 🤖

07-12-13, 12:19 AM

#134

jpridie ◦
Youth Team Player

Join Date: 08-01-13
Posts: 41

im getting the following error when i try running the regen cheat

```
C:\Users\James\Desktop\tools pack 2>java -Xmx512m -cp './workspace/Libs/*;./workspace/AlphaCore/bin;./workspace/Apps/bin;./workspace/CSV/bin;./workspace/Remote/bin;./workspace/Utils/bin;./workspace;./workspace/JLPatch/bin;./workspace/JLPatch/config/' utils.launch.Launcher alpha.xml
```

Number of apps: 55

```
java.lang.NullPointerException
at core.AlphaSave.getPeople(AlphaSave.java:294)
at core.AlphaSave.<init>(AlphaSave.java:94)
at gp3.ReganCheat.go(ReganCheat.java:64)
at gp3.ReganCheat.main(ReganCheat.java:47)
at sun.reflect.NativeMethodAccessorImpl.invoke0(Native Method)
at sun.reflect.NativeMethodAccessorImpl.invoke(Unknown Source)
at sun.reflect.DelegatingMethodAccessorImpl.invoke(Unknown Source)
at java.lang.reflect.Method.invoke(Unknown Source)
at utils.launch.Config.go(Config.java:84)
at utils.launch.Launcher$1.actionPerformed(Launcher.java:85)
at javax.swing.AbstractButton.fireActionPerformed(Unknown Source)
at javax.swing.AbstractButton$Handler.actionPerformed(Unknown Source)
at javax.swing.DefaultButtonModel.fireActionPerformed(Unknown Source)
at javax.swing.DefaultButtonModel.setPressed(Unknown Source)
at javax.swing.plaf.basic.BasicButtonListener.mouseReleased(Unknown Source)
at java.awt.Component.processMouseEvent(Unknown Source)
at javax.swing.JComponent.processMouseEvent(Unknown Source)
at java.awt.Component.processEvent(Unknown Source)
at java.awt.Container.processEvent(Unknown Source)
at java.awt.Component.dispatchEventImpl(Unknown Source)
at java.awt.Container.dispatchEventImpl(Unknown Source)
at java.awt.Component.dispatchEvent(Unknown Source)
at java.awt.LightweightDispatcher.retargetMouseEvent(Unknown Source)
at java.awt.LightweightDispatcher.processMouseEvent(Unknown Source)
at java.awt.LightweightDispatcher.dispatchEvent(Unknown Source)
at java.awt.Container.dispatchEventImpl(Unknown Source)
at java.awt.Window.dispatchEventImpl(Unknown Source)
at java.awt.Component.dispatchEvent(Unknown Source)
at java.awt.EventQueue.dispatchEvent(Unknown Source)
at java.awt.EventQueue.access$200(Unknown Source)
at java.awt.EventQueue$3.run(Unknown Source)
at java.awt.EventQueue$3.run(Unknown Source)
at java.security.AccessController.doPrivileged(Native Method)
at java.security.ProtectionDomain$1.doIntersectionPrivilege(Unknown Source)
at java.security.ProtectionDomain$1.doIntersectionPrivilege(Unknown Source)
at java.awt.EventQueue$4.run(Unknown Source)
at java.awt.EventQueue$4.run(Unknown Source)
```


```
at java.security.AccessController.doPrivileged(Native Method)
at java.security.ProtectionDomain$1.doIntersectionPrivilege(Unknown Source)
at java.awt.EventQueue.dispatchEvent(Unknown Source)
at java.awt.EventDispatchThread.pumpOneEventForFilters(Unknown Source)
at java.awt.EventDispatchThread.pumpEventsForFilter(Unknown Source)
at java.awt.EventDispatchThread.pumpEventsForHierarchy(Unknown Source)
at java.awt.EventDispatchThread.pumpEvents(Unknown Source)
at java.awt.EventDispatchThread.pumpEvents(Unknown Source)
at java.awt.EventDispatchThread.run(Unknown Source)
```

C:\Users\James\Desktop\tools pack 2>PAUSE
Press any key to continue . . .

Any help would be appreciated

07-12-13, 12:30 AM

#135

jpridie 
Youth Team Player

Join Date: 08-01-13
Posts: 41


im also getting this error

```
C:\Users\James\Desktop\tools pack 2>java -Xmx512m -cp './workspace/Libs/*;./workspace/AlphaCore/bin;./workspace/Apps/bin;./workspace/CSV/bin;./workspace/Remote/bin;./workspace/Utils/bin;./workspace;./workspace/JLPatch/bin;./workspace/JLPatch/config/' utils.launch.Launcher.alpha.xml
Number of apps: 55
java.lang.OutOfMemoryError: Java heap space
at java.nio.HeapByteBuffer.<init>(Unknown Source)
at java.nio.ByteBuffer.allocate(Unknown Source)
at core.AlphaSave.rawMount(AlphaSave.java:413)
at core.AlphaSave.getPeople(AlphaSave.java:296)
at core.AlphaSave.<init>(AlphaSave.java:94)
at gpf3.RegenCheat.go(RegenCheat.java:64)
at gpf3.RegenCheat.main(RegenCheat.java:47)
at sun.reflect.NativeMethodAccessorImpl.invoke0(Native Method)
at sun.reflect.NativeMethodAccessorImpl.invoke(Unknown Source)
at sun.reflect.DelegatingMethodAccessorImpl.invoke(Unknown Source)
at java.lang.reflect.Method.invoke(Unknown Source)
at utils.launch.Config.go(Config.java:84)
at utils.launch.Launcher$1.actionPerformed(Launcher.java:85)
at javax.swing.AbstractButton.fireActionPerformed(Unknown Source)
at javax.swing.AbstractButton$Handler.actionPerformed(Unknown Source)
at javax.swing.DefaultButtonModel.fireActionPerformed(Unknown Source)
at javax.swing.DefaultButtonModel.setPressed(Unknown Source)
at javax.swing.plaf.basic.BasicButtonListener.mouseReleased(Unknown Source)
at java.awt.Component.processMouseEvent(Unknown Source)
at javax.swing.JComponent.processMouseEvent(Unknown Source)
at java.awt.Component.processEvent(Unknown Source)
at java.awt.Container.processEvent(Unknown Source)
at java.awt.Component.dispatchEventImpl(Unknown Source)
at java.awt.Container.dispatchEventImpl(Unknown Source)
at java.awt.Component.dispatchEvent(Unknown Source)
at java.awt.LightweightDispatcher.retargetMouseEvent(Unknown Source)
at java.awt.LightweightDispatcher.processMouseEvent(Unknown Source)
at java.awt.LightweightDispatcher.dispatchEvent(Unknown Source)
at java.awt.Container.dispatchEventImpl(Unknown Source)
at java.awt.Window.dispatchEventImpl(Unknown Source)
at java.awt.Component.dispatchEvent(Unknown Source)
at java.awt.EventQueue.dispatchEventImpl(Unknown Source)
```

C:\Users\James\Desktop\tools pack 2>PAUSE
Press any key to continue . . .

07-12-13, 12:33 AM

#136

Dermotron 
Sir Mergements
Director
Manager
VIP
Captain

Join Date: 15-12-11
Location: Your Mother
Posts: 29,995

Right click on Flex 2.bat and select Run as Administrator and try it again

jpridie ◊
Youth Team Player

Join Date: 08-01-13
Posts: 41

when i try this it comes up with the following

```
C:\WINDOWS\system32>java -Xmx512m -cp './workspace/Libs/*;./workspace/AlphaCore/bin;./workspace/Apps/bin;./workspace/CSV/bin;./workspace/Remote/bin;./workspace/Utils/bin;./workspace/;./workspace/JLPatch/bin;./workspace/JLPatch/config/' utils.launch.Launcher alpha.xml
Error: Could not find or load main class utils.launch.Launcher
```

```
C:\WINDOWS\system32>PAUSE
Press any key to continue . . .
```

jpridie ◊
Youth Team Player

Join Date: 08-01-13
Posts: 41

any help with this???????

Zé ◊
Backup Player

Join Date: 11-09-12
Posts: 561

Code:

```
C:\Users\User\Documents\Flex>java -Xmx512m -cp './workspace/Libs/*;./workspace/AlphaCore/bin;./workspace/Apps/bin;./workspace/CSV/bin;./workspace/Remote/bin;./workspace/Utils/bin;./workspace/;./workspace/JLPatch/bin;./workspace/JLPatch/config/' utils.launch.Launcher alpha.xml
Number of apps: 55
java.lang.NullPointerException
    at core.PreData.dataMount(PreData.java:200)
    at core.PreData.getPreferences(PreData.java:415)
    at core.PreData.<init>(PreData.java:156)
    at util.CMUtil.getData(CMUtil.java:38)
    at convert.NationalityConverterMain.main(NationalityConverterMain.java:32)
2)
    at sun.reflect.NativeMethodAccessorImpl.invoke0(Native Method)
    at sun.reflect.NativeMethodAccessorImpl.invoke(Unknown Source)
    at sun.reflect.DelegatingMethodAccessorImpl.invoke(Unknown Source)
    at java.lang.reflect.Method.invoke(Unknown Source)
    at utils.launch.Config.go(Config.java:84)
    at utils.launch.Launcher$1.actionPerformed(Launcher.java:85)
    at javax.swing.AbstractButton.fireActionPerformed(Unknown Source)
    at javax.swing.AbstractButton$Handler.actionPerformed(Unknown Source)
    at javax.swing.DefaultButtonModel.fireActionPerformed(Unknown Source)
    at javax.swing.DefaultButtonModel.setPressed(Unknown Source)
    at javax.swing.plaf.basic.BasicButtonListener.mouseReleased(Unknown Source)
ce)
    at java.awt.Component.processMouseEvent(Unknown Source)
    at javax.swing.JComponent.processMouseEvent(Unknown Source)
    at java.awt.Component.processEvent(Unknown Source)
    at java.awt.Container.processEvent(Unknown Source)
    at java.awt.Component.dispatchEventImpl(Unknown Source)
    at java.awt.Container.dispatchEventImpl(Unknown Source)
    at java.awt.Component.dispatchEvent(Unknown Source)
    at java.awt.LightweightDispatcher.retargetMouseEvent(Unknown Source)
```

Any ideas?

Cam F ◊
VIP

Join Date: 03-03-12
Posts: 2,949

I'm same, doesn't work for me, come back JL please!!!!



19-01-14, 07:40 AM

#141

BigMarv ◦
Youth Team Player

Join Date: 22-04-13
Posts: 8

I'm also getting the same error:

```
C:\WINDOWS\system32>java -Xmx512m -cp './workspace/Libs/*;./workspace/AlphaCore/bin;./workspace/Apps/bin;./workspace/CSV/bin;./workspace/Remote/bin;./workspace/Utils/bin;./workspace/./workspace/JLPatch/bin;./workspace/JLPatch/config' utils.launch.Launcher alpha.xml
Error: Could not find or load main class utils.launch.Launcher
```

```
C:\WINDOWS\system32>PAUSE
Press any key to continue . . .
```

Any ideas would be appreciated.

Thanks,

30-01-14, 12:31 PM

#142

dw82 ◦
Decent Young Player

Join Date: 27-01-14
Posts: 71

I also can't get these tools to work... even though I have everything set correctly as far as I know (Java up to date, changed path in notepad to java.exe, all relevant parts set to Run as Administrator, not read-only etc).

The instructions in the download from this site say once extracted, run go.bat, is this right? What's supposed to happen when you do that, because when I run it nothing happens.

And when I run the JLPatch.bat file, I get the box that allows you to tick what you want to change, but when I click apply, it says 'Access denied to CM0102.exe'

Any suggestions please?

30-01-14, 12:56 PM

#143

Dermotron ◦
Sir Mergements
Director
Manager
VIP
Captain

Join Date: 15-12-11
Location: Your Mother
Posts: 29,995

Right click on cm0102.exe and select Run As Administrator

[Champman0102.co.uk Facebook Page](#)
13000 followers and rising

November 2020 Data Update Out Now

30-01-14, 01:10 PM

#144

dw82 ◦
Decent Young Player

Join Date: 27-01-14
Posts: 71

Already done it all Dermotron! I know about all the issues as I've read it all, I've got run as administrator, compatibility on, untick read-only, on any potentially relevant file, I'm stumped.

30-01-14, 01:11 PM

#145

Dermotron ◦
Sir Mergements
Director
Manager
VIP
Captain

Join Date: 15-12-11
Location: Your Mother
Posts: 29,995

Are you an administrator on the PC? Also, if you have the game open or running if won't allow you edit the .exe idb

[Champman0102.co.uk Facebook Page](#)
13000 followers and rising

30-01-14, 01:22 PM

#146

dw82 ◦
Decent Young Player

Join Date: 27-01-14
Posts: 71

Definitely running as administrator yes, and definitely not got the game running! I'm only asking because I'm quite computer savvy with all this stuff but I can't figure it out so maybe I'm missing something that's a bit less obvious.

And while I'm asking anyway, is it just the JLPatch.exe that I should be using or is their a purpose to running the Flex.bat file instead/as well as? For everything I've read on these tools, it's not very well explained.

30-01-14, 02:59 PM

#147

Craig Forrest ◦
Manager
Programmer
Forum Enforcer
Holy Trinity Member

Join Date: 02-03-12
Location: The Great White North
Posts: 4,502

Originally Posted by **dw82** ◦

I also can't get these tools to work... even though I have everything set correctly as far as I know (Java up to date, changed path in notepad to java.exe, all relevant parts set to Run as Administrator, not read-only etc).

The instructions in the download from this site say once extracted, run go.bat, is this right? What's supposed to happen when you do that, because when I run it nothing happens.

And when I run the JLPatch.bat file, I get the box that allows you to tick what you want to change, but when I click apply, it says 'Access denied to CM0102.exe'

Any suggestions please?

Stupid windows.... I have the same issue....

Copy your exe file to the desktop.... edit it there when Flex asks you to find your exe file..... then copy it back to the CM directory after



31-01-14, 10:39 AM

#148

dw82 ◦
Decent Young Player

Join Date: 27-01-14
Posts: 71

Originally Posted by **Craig Forrest** ◦

Stupid windows.... I have the same issue....

Copy your exe file to the desktop.... edit it there when Flex asks you to find your exe file..... then copy it back to the CM directory after

Stupid Windows indeed; that has actually worked, cheers! Although I can't work out why but there you go. I know I wasn't doing anything stupid.

Ran a test game and I had coloured attributes, 7 subs in English leagues etc so seems to be fine. The only slightly ominous thing was that at the end of my test season, the game froze when 'updating game data' and had to shut it down.

31-01-14, 03:00 PM

#149

Craig Forrest ◦
Manager
Programmer
Forum Enforcer
Holy Trinity Member

Join Date: 02-03-12
Location: The Great White North
Posts: 4,502

something to do with not letting you have access to files in certain locations.... same reason I have to unzip the updates to a folder on my desktop and then copy them into my CM folder..... it won't let me unzip them right into the CM folder but it will let me copy there....

annoying but it can be worked around without too much hassle

21-02-14, 08:32 PM

#150

has anyone tried updating the number of subs for the premier league? The GUI says Tapani only? Meaning have to have Tapani patch? I assume so but want to check in case it is a double negative.

« Game problems | Problem with doble player in squad list »

Tags for this Thread

flex editor, k league# restiction
[View Tag Cloud](#)

Posting Permissions

You may not post new threads	BB code is On
You may not post replies	Smilies are On
You may not post attachments	[IMG] code is On
You may not edit your posts	[VIDEO] code is On
	HTML code is Off
	Forum Rules

-- Default Style ▾

[Archive](#) [Web Hosting](#) [Top](#)

All times are GMT +1. The time now is 01:26 PM.

Powered by vBulletin® Version 4.2.5
Copyright © 2022 vBulletin Solutions Inc. All rights reserved.

© www.champman0102.co.uk



Thread: Flex 2 / JLCollection / JLPatch Queries

Thread Tools

29-03-14, 08:27 PM

#151

sashhead
Decent Young Player

Join Date: 09-04-12
Posts: 57

Does anyone know why I'm getting crazy values and how to make them normal?!



31-03-14, 05:53 PM

#152

Craig Forrest
Manager
Programmer
Forum Enforcer
Holy Trinity Member

Join Date: 02-03-12
Location: The Great White North
Posts: 4,502

crazy values for what?

31-03-14, 06:08 PM

#153

Hugo9
Hot Prospect for the Future

Join Date: 16-02-14
Posts: 211

Are you sure you've selected your cm0102.exe? I've only ever seen crazy values like that when I selected cm0102_GDI.exe by mistake.

04-04-14, 11:29 AM

#154

freshov
Youth Team Player

Join Date: 14-03-12
Location: Wroclaw, Poland
Posts: 9

Originally Posted by **dw82**

I also can't get these tools to work... even though I have everything set correctly as far as I know (Java up to date, changed path in notepad to java.exe, all relevant parts set to Run as Administrator, not read-only etc).

The instructions in the download from this site say once extracted, run go.bat, is this right? What's supposed to happen when you do that, because when I run it nothing happens.

And when I run the JLPatch.bat file, I get the box that allows you to tick what you want to change, but when I click apply, it says 'Access denied to CM0102.exe'

Any suggestions please?

If U're using Windows, try Start -> Run -> type "cmd"
Next, using DOS commands navigate and run JLPatch
Working fine for me 😊

09-04-14, 03:05 PM

#155

churky ◊
Backup Player

Join Date: 02-03-12
Posts: 828

So, still no solution to "press any key to continue" error?
The two versions of Flex available for download both give me the same error. :/

09-04-14, 03:53 PM

#156

Craig Forrest ◊
Manager
Programmer
Forum Enforcer
Holy Trinity Member

Join Date: 02-03-12
Location: The Great White North
Posts: 4,502

What error is that Churks? and by that I mean what happens?

09-04-14, 03:54 PM

#157

churky ◊
Backup Player

Join Date: 02-03-12
Posts: 828

Posts 76 and 80 of this thread.

09-04-14, 04:00 PM

#158

Craig Forrest ◊
Manager
Programmer
Forum Enforcer
Holy Trinity Member

Join Date: 02-03-12
Location: The Great White North
Posts: 4,502

I didn't want to have to go back and read.... I'm a lazy man....

I've had a similar error before.... trying to remember why....

Can't remember....

but I do know that with the latest Flex, I had to make sure that the "java" command was actually pointed to java.exe on my computer... and I have to copy cm0102.exe to my desktop and make my edits there and then copy it back into my CM folder... but if I remember any specific thing I did to rid myself of that error I'll let you know...

09-04-14, 04:26 PM

#159

Topofthekop ◊
Squad Rotation Player

Join Date: 04-03-12
Posts: 1,757

Originally Posted by **churky** ◊

*So, still no solution to "press any key to continue" error?
The two versions of Flex available for download both give me the same error. :/*

This is a great solution from Trip, worked for me too, not sure if yours was the same issue...

1. Right-click on the JL Patch icon.
2. Click Edit. It will open in Notepad.
3. Among the text you'll see, there will be the single word java, somewhere at the start.
4. Replace that word with the path to your java.exe on your computer, all in inverted commas, for instance "C:\Program Files (x86)\Java\jre7\bin\java.exe", which is the path on my computer.
5. Or just upload it on sendspace and I'll help you out. I'd recommend you have a look for yourself afterwards to see how it looks, so you can replicated when you need it.

09-04-14, 04:56 PM

#160

churky ◊
Backup Player

Join Date: 02-03-12
Posts: 828

Thanks, Toppo, it worked! Thanks to CF as well for trying. 🙏

09-04-14, 04:59 PM

#161

Craig Forrest ◊
Manager
Programmer
Forum Enforcer
Holy Trinity Member

Join Date: 02-03-12
Location: The Great White North
Posts: 4,502

To be fair, that is what I meant by

Originally Posted by **Craig Forrest** »

but I do know that with the latest Flex, I had to make sure that the "java" command was actually pointed to java.exe on my computer...

but I'm happy you got it working 🙏

09-04-14, 05:01 PM

#162

churky ◊
Backup Player

Join Date: 02-03-12
Posts: 828

Yeah, I re-read your post, but this time while paying attention (you're not the only lazy man here) and indeed that's what you said in the first place. 🙏

29-04-14, 08:41 AM

#163

LLLorenzo ◊
Decent Young Player

Join Date: 10-12-13
Posts: 92

I'm finally using Flex2 and I have a question: what about -1 in prize money? It's a standard value or is like 0?

30-04-14, 06:56 PM

#164

Hugo9 ◊
Hot Prospect for the Future

Join Date: 16-02-14
Posts: 211

I've always assumed that was turning the prize off - and that if you set it to zero instead the game will still tell you that you've been awarded £0. Never actually checked though.

08-05-14, 10:23 AM

#165

YNWA ◊
Youth Team Player

Join Date: 04-01-13
Posts: 20

Hello guys! Ive recenently started to play with original database for fun, 3.9.68 version. I successfully changed player restrictions for Premier League, but I cant change number of subs from 5 to 7. There is an option in Flex 2, however for Tapani patch only. There is a strange number -112 used as number for subs for English Premier. I tried to change it to 7, but it didnt help. Can anyone please help me? Thank you very much in advance

Dermotron ◦
Sir Mergements
 Director
 Manager
 VIP
 Captain

Join Date: 15-12-11
 Location: Your Mother
 Posts: 29,995

I think JLPatch has some easier and more straight forward options for changing subs.

Champman0102.co.uk Facebook Page
 13000 followers and rising

November 2020 Data Update Out Now

08-05-14, 10:34 AM

#167

YNWA ◦
 Youth Team Player

Join Date: 04-01-13
 Posts: 20

Thank you for quick reply! Im going to check it 😊

EDIT: Yes, that is much easier, thank you for your advice.

20-06-14, 06:40 PM

#168

Sick_Jack ◦
 Youth Team Player

Join Date: 30-05-12
 Posts: 10

Nothing after command prompt????

Thought I would have a play with some of the downloads from the site. Downloaded GFP3 and after choosing to load a save game, the black screen command prompt comes up and says at the bottom press any key to continue. Do that, the box disappears and then nothing?? I run as administrator, change the compatibility. What am I doing wrong??

21-06-14, 04:05 AM

#169

Fods ◦
 Not Needed at the Club

Join Date: 16-12-11
 Location: Australia
 Posts: 11,493

i could never get GPF3 to work either, think JL made it using Java so could be somethibng with that beign installed.

GPF2 does exactly the same, just less search options

21-06-14, 11:08 AM

#170

Sick_Jack ◦
 Youth Team Player

Join Date: 30-05-12
 Posts: 10

Is there any resolution to it though???

21-06-14, 12:12 PM

#171

Fods ◦
 Not Needed at the Club

Join Date: 16-12-11
 Location: Australia
 Posts: 11,493

Install java?

03-07-14, 10:46 AM

#172

Edgars ◦
 Decent Young Player

Join Date: 04-12-13
 Location: Latvia
 Posts: 74

Sorry - I sorted it out!!

Last edited by Edgars; 03-07-14 at 10:54 AM.

JohnLocke o
Programmer
VIP

Join Date: 05-06-12
Posts: 1,032

Originally Posted by **YNWA**

Hello guys! Ive recenently started to play with original database for fun, 3.9.68 version. I successfully changed player restrictions for Premier League, but I cant change number of subs from 5 to 7. There is an option in Flex 2, however for Tapani patch only. There is a strange number -112 used as number for subs for English Premier. I tried to change it to 7, but it didnt help. Can anyone please help me? Thank you very much in advance

checks

If you don't have the Tapani patch installed you can't edit this value - unless you want to edit the exe manually with Olly.

<http://www.ollydbg.de/>, required offset is 0x574c06 - not exactly simple, so say the least.

JohnLocke o
Programmer
VIP

Join Date: 05-06-12
Posts: 1,032

Originally Posted by **Sick_Jack**

Thought I would have a play with some of the downloads from the site. Downloaded GFP3 and after choosing to load a save game, the black screen command prompt comes up and says at the bottom press any key to continue. Do that, the box disappears and then nothing?? I run as administrator, change the compatibility. What am I doing wrong??

Post some more details - or a screenshot - and I may be able to help. Was the save uncompressed? The tool can't work with a compressed save.

Adding meaningful error messages is BORING! LOL

Edgars o
Decent Young Player

Join Date: 04-12-13
Location: Latvija
Posts: 74

This program only allows to edit player restrictions in Russian First Division, but not in Russian Premier League - my question is: Would it be possible to add feature to edit player restrictions for Russian Premier League too?

Tags for this Thread

flex editor, k league# restiction
[View Tag Cloud](#)

Posting Permissions

You may not post new threads
You may not post replies
You may not post attachments
You may not edit your posts

BB code is On
Smilies are On
[IMG] code is On
[VIDEO] code is On
HTML code is Off

[Forum Rules](#)

All times are GMT +1. The time now is 01:26 PM.

Powered by [vBulletin®](#) Version 4.2.5
Copyright © 2022 vBulletin Solutions Inc. All rights reserved.

© www.champman0102.co.uk



Thread: Flex 2 / JLCollection / JLPatch Queries

Thread Tools

09-07-14, 03:31 PM

#176

adam_robinson
Youth Team Player

Join Date: 26-03-12
Posts: 7

Flex 2.bat

Hey guys been a while since I have had any technical problems. I have downloaded Flex 2 and extracted all the files but unfortunately, when I run the Flex 2.bat file it just comes up with a command asking me to press any key to continue, then when I press a key nothing happens. Any ideas guys I've tried everything.

Any help would be truly appreciated.

Cheers Adam

09-07-14, 03:39 PM

#177

Topofthekop
Squad Rotation Player

Join Date: 04-03-12
Posts: 1,757

Originally Posted by adam_robinson

Hey guys been a while since I have had any technical problems. I have downloaded Flex 2 and extracted all the files but unfortunately, when I run the Flex 2.bat file it just comes up with a command asking me to press any key to continue, then when I press a key nothing happens. Any ideas guys I've tried everything.

Any help would be truly appreciated.

Cheers Adam

This is a great solution from Trip, worked for me too, not sure if yours was the same issue...

1. Right-click on the JL Patch icon.
2. Click Edit. It will open in Notepad.
3. Among the text you'll see, there will be the single word java, somewhere at the start.
4. Replace that word with the path to your java.exe on your computer, all in inverted commas, for instance "C:\Program Files (x86)\Java\jre7\bin\java.exe", which is the path on my computer.

09-07-14, 03:55 PM

#178

adam_robinson
Youth Team Player

Join Date: 26-03-12
Posts: 7

Thanks for your help mate. I just tried the below and it is now allowing me to get a little bit further but it is coming up with the message below and not allowing me to continue any further. Any ideas mate?

Copyright (C) 2013 JohnLocke This program is free software: you can redistribute it and/or modify it under the terms of the GNU General Public License as published by the Free Software Foundation, either version 3 of the License, or (at your option) any later version.

This program is distributed in the hope that it will be useful, but WITHOUT ANY WARRANTY; without even the implied warranty of MERCHANTABILITY or FITNESS FOR A PARTICULAR PURPOSE. See the GNU General Public License for more details.

You should have received a copy of the GNU General Public License along with this program. If not, see <http://www.gnu.org/licenses/>.

1. Right-click on the JL Patch icon.
2. Click Edit. It will open in Notepad.
3. Among the text you'll see, there will be the single word java, somewhere at the start.
4. Replace that word with the path to your java.exe on your computer, all in inverted commas, for instance "C:\Program Files (x86)\Java\jre7\bin\java.exe", which is the path on my computer.[/QUOTE]

09-07-14, 04:03 PM

#179

adam_robinson ◊
Youth Team Player

Join Date: 26-03-12
Posts: 7

I've done it now mate thank you so much for your help it is much appreciated 😊

16-07-14, 04:11 PM

#180

ToMadeira ◊
Youth Team Player

Join Date: 16-07-14
Posts: 5

Hey. I have the same problem as **Edgars** does:

This program only allows to edit player restrictions in Russian First Division, but not in Russian Premier League - my question is: Would it be possible to add feature to edit player restrictions for Russian Premier League too?

You can use the Flex tool to change restriction in Primera Division, but they don't apply in Segunda Division (the limit of non-EU players stays at 2).

Is there anything one can do to change restrictions in lower divisions?

Cheers.

Last edited by ToMadeira; 16-07-14 at 04:11 PM. Reason: A typo

17-07-14, 04:53 PM

#181

ToMadeira ◊
Youth Team Player

Join Date: 16-07-14
Posts: 5

I realized the problem is only with one of my saves. Flex changes restrictions in all divisions, but for some reason, in one of my saves the second division has kept the original rules. It's probably because I created the game after meddling with the database. See, I first installed and patched the game, but then the database changes and personally I prefer the original one. So, I downloaded the original database and replaced the one which comes with the patch. Then I created a new game, but it turned out that, for some reason, if you play a match at full speed, it really races, way too fast. So I kept my save and reinstalled the game. Now I have a game with an updated database, but the save comes from a game where the database was original. Those two things shouldn't cause any conflicts, but I don't have any other ideas to explain my problem.

So I guess, Flex works fine. I wish I had the 3.9.68 patch with the original database, but I couldn't find it, so I manually replaced the database. I wish the 3.9.68 NO DATA patch was available somewhere.

17-07-14, 09:46 PM

#182

Dermotron ◊
Sir Mergements
Director
Manager
VIP
Captain

Join Date: 15-12-11
Location: Your Mother
Posts: 29,995

If you can find flex you can find the no player database 😊

17-07-14, 10:58 PM

#183

peadar1987 ◦
Youth Team Player

Join Date: 27-03-13
Posts: 22

Hi, quick question:

When I try to run the stand-alone editor, I get an "out of memory, java heap space" error on loading a saved game.

Any way of increasing the heap size when running a .bat file?

18-07-14, 01:28 PM

#184

ToMadeira ◦
Youth Team Player

Join Date: 16-07-14
Posts: 5

Originally Posted by **Dermotron** ◦

If you can find flex you can find the no player database 😊

I really can't; I've looked everywhere. I've tried many downloads, but they always change the database. It's beyond me why a patch has an update in it. I mean, if I wanted an update I would download an update, but what I want is a patch.

If you know more than I do, please prove me wrong 😊

18-07-14, 02:35 PM

#185

milo ◦
Director

Join Date: 02-03-12
Posts: 3,608

i think the .68 patch was release the following season (02-03) so it has the data of that season.

if i'm not mistaken you want the 01-02 season (.65) working with the .68 patch, i don't know if it's possible and if it can work, have a look here: <http://www.champman0102.co.uk/showthread.php?t=2319>

18-07-14, 03:53 PM

#186

Dermotron ◦
Sir Mergements
Director
Manager
VIP
Captain

Join Date: 15-12-11
Location: Your Mother
Posts: 29,995

Originally Posted by **ToMadeira** ◦

I really can't; I've looked everywhere. I've tried many downloads, but they always change the database. It's beyond me why a patch has an update in it. I mean, if I wanted an update I would download an update, but what I want is a patch. If you know more than I do, please prove me wrong 😊

The patch has an update in it since it was released in 2003 that way, no point in complaining about it 11 years later 🤖

Your post isn't totally clear, do you want an empty database. here is one if you want it <http://www.champman0102.co.uk/download...?do=file&id=98>

Here is 3.9.60 data (i.e. data as is from disc) that will work on 3.9.68 <http://www.champman0102.co.uk/download...?do=file&id=57>

If the commentary is too fast it's due to running Speed Adjuster in Flex, this a side effect of changing things to x200. If ran it on v3.9.60 and there was no change then it didn't work.

You can use Speed Adjuster to return speed to normally too 🤖

Champman0102.co.uk Facebook Page
13000 followers and rising

November 2020 Data Update Out Now

18-07-14, 07:51 PM

#187

CoombyyyMC ◦
Youth Team Player

Join Date: 10-07-14
Posts: 1

I am struggling to remove the foreign players limitation using the flex 2 tool. I have downloaded and extracted the files but when i try to run the go.bat file but nothing happens. can anyone help?

19-07-14, 11:46 PM

#188

starzzy ◊
Youth Team Player

Join Date: 19-07-14
Posts: 3

Flex editor

Hi All,

I am having issues setting up the game editor for a friend on his laptop (even though I did it for myself and it works fine).. He already had the official 3.9.86 patch installed so I simply downloaded the editor (Flex) and started doing the required edits which seem to be going ok but then I noticed the changes weren't transferring over to the game even though I saved them? So I uninstalled the game and deleted all the files from the programs folder etc but then out of curiosity I reopened the editor again and the index.dat file was still showing even though I couldn't see it in windows explorer? So I then deleted the folder using the file explorer window in the editor and reinstalled the game again from scratch including the patch but it still won't work? I make changes which don't show in the game but when I reopen the index.dat file the changes are still showing in that file?

I noticed when I first open the index.dat file after reinstalling the game it opens ok but then any other time I try and open it the file has a little lock symbol to the left? I'm not sure if this has anything to do with it? It's as if the game is reading a different index.dat file or something? He's using the official CM01/02 DISC (Sold out edition) but I'm using the .iso downloaded from the link on this site.. Could it be something to do with this?

Sorry if I'm not explaining this the best but even confused..

🙏
Thanks in advance

20-07-14, 11:15 AM

#189

milo ◊
Director

Join Date: 02-03-12
Posts: 3,608

did you run everything (game, patch, tool, editor, etc.) as administrator?

20-07-14, 11:28 AM

#190

starzzy ◊
Youth Team Player

Join Date: 19-07-14
Posts: 3

No I didn't but I will give it a go later when at his.. You reckon this should work? thanks for the speedy reply btw.

20-07-14, 11:46 AM

#191

milo ◊
Director

Join Date: 02-03-12
Posts: 3,608

i think so, when changes in the editor are not shown in game that's the problem, usually

20-07-14, 11:22 PM

#192

starzzy ◊
Youth Team Player

Join Date: 19-07-14
Posts: 3

Hi, I tried what you suggested milo and it's working fine now.. Thanks for the help!!

24-07-14, 12:33 PM

#193

ToMadeira ◊
Youth Team Player

Join Date: 16-07-14
Posts: 5

🗨️ Originally Posted by **Dermotron** 🗨️

The patch has an update in it since it was released in 2003 that way, no point in complaining about it 11 years later 🤖

Your post isn't totally clear, do you want an empty database. here is one if you want it <http://www.champman0102.co.uk/downlo...?do=file&id=98>

Here is 3.9.60 data (i.e. data as is from disc) that will work on 3.9.68 <http://www.champman0102.co.uk/downlo...?do=file&id=57>

If the commentary is too fast it's due to running Speed Adjuster in Flex, this a side effect of changing things to x200. If ran it on v3.9.60 and there was no change then it didn't work.

You can use Speed Adjuster to return speed to normally too 🙌

Thanks for the help and sorry for not replying faster.

What I wish I had is a 3.9.68 patch which doesn't change anything in the database of players - it seem not to exists so I'm letting this go 😊. I have tried to install the patch which comes with an update, and then replace the data files with the original ones (the same that are in the link you posted here), but as I explained, whenever I do that, the game in the match mode speeds up. It does that only in the match mode, nowhere else. I must say I have used the speed adjuster, but since then I have already reinstalled the game so it can't have anything to do with that problem.

To be honest with you, I don't even need a NO DATA patch anymore, because using the original database from your link is sufficient - I can even sidestep the speeding up problem - I create a save using a patched version of the game that I transport the original database to, and then I reinstall the game, patch it, and use the save which has original players on it. I thought the problem was with my game, because I only judged it based on this one save I have. As it turns out, the problem (restrictions in Spanish Second Division are stuck at '2 non-EU in the match squad - which is weird because they should be stuck at the default value, that is '3 non-EU in the match squad) only appears on that one save-game I have (it's a pretty cool one, too. That's why I've tried everything to un-stuck the number of non-EU players allowed in Segunda Division (don't ask why I care about it so much).

So the one and only problem I have right now is that if I sent you ma save and you loaded it to a game with restrictions in the Spanish league set to 'no restrictions' (or 18 non-EU players allowed, or whatever) the second division would still have a limit of 2 non-EU players.

Last edited by ToMadeira; 26-07-14 at 11:05 PM. **Reason:** Added a link and some explanations

26-07-14, 12:06 AM

#194

n8man ◊
Youth Team Player

Join Date: 25-07-14
Posts: 3

Hello all,

I'm trying to remove player restrictions to the 3.9.60 version. I've follow the youtube tutorial, try flex and flex2 but the vallues they show are completly different. It dosen't work with "1" or "0"... any hint?

Thank you. 🙌

26-07-14, 07:39 AM

#195

JohnLocke ◊
Programmer
VIP

Join Date: 05-06-12
Posts: 1,032

The tool doesn't work with 3.9.60 as the offsets will be different. If someone can find the right offsets I can make it work.

26-07-14, 10:44 AM

#196

n8man ◊
Youth Team Player

Join Date: 25-07-14
Posts: 3

Ok thank you very much. I'll try to get the 3.9.68 version. 🙌

26-07-14, 11:35 AM

#197

n8man ◊
Youth Team Player

Join Date: 25-07-14
Posts: 3

I've instaled 3.9.68 patch, then copy data from 2001-2002 season, then i used flex to remove player restrictions. Seems to be working just fine. Thank you very much.

26-07-14, 07:26 PM

#198

Edgars ◊
Decent Young Player

Join Date: 04-12-13
Location: Latvija
Posts: 74

Originally Posted by **JohnLocke**

The tool doesn't work with 3.9.60 as the offsets will be different. If someone can find the right offsets I can make it work.

Can you update it to be possible to edit player restrictions in Russian Premier League?

26-07-14, 11:13 PM

#199

ToMadeira
Youth Team Player

Join Date: 16-07-14
Posts: 5

I've discovered how CM after using Flex on it changes restrictions in the second division. In the Spanish League, the moment you get to play for the Spanish Super Cup (which allows two non-EU players) those restrictions are applied to the second division and get stuck there. I guess there's nothing you can do about it, but at least I know what's going on with my save. The second division starts out with the limit you have set, but later on your setting from Flex get overridden somehow.

27-07-14, 04:48 PM

#200

Cam F
VIP

Join Date: 03-03-12
Posts: 2,949

Originally Posted by **Dermotron**

The patch has an update in it since it was released in 2003 that way, no point in complaining about it 11 years later

Your post isn't totally clear, do you want an empty database. here is one if you want it <http://www.champman0102.co.uk/download?do=file&id=98>

Here is 3.9.60 data (i.e. data as is from disc) that will work on 3.9.68 <http://www.champman0102.co.uk/download?do=file&id=57>

If the commentary is too fast it's due to running Speed Adjuster in Flex, this a side effect of changing things to x200. If ran it on v3.9.60 and there was no change then it didn't work.

You can use Speed Adjuster to return speed to normally too

Originally Posted by **ToMadeira**

Thanks for the help and sorry for not replying faster.

What I wish I had is a 3.9.68 patch which doesn't change anything in the database of players - it seem not to exists so I'm letting this go. I have tried to install the patch which comes with an update, and then replace the data files with the original ones (the same that are in the link you posted here), but as I explained, whenever I do that, the game in the match mode speeds up. It does that only in the match mode, nowhere else. I must say I have used the speed adjuster, but since then I have already reinstalled the game so it can't have anything to do with that problem.

To be honest with you, I don't even need a NO DATA patch anymore, because using the original database from your link is sufficient - I can even sidestep the speeding up problem - I create a save using a patched version of the game that I transport the original database to, and then I reinstall the game, patch it, and use the save which has original players on it. I thought the problem was with my game, because I only judged it based on this one save I have. As it turns out, the problem (restrictions in Spanish Second Division are stuck at '2 non-EU in the match squad - which is weird because they should be stuck at the default value, that is '3 non-EU in the match squad) only appears on that one save-game I have (it's a pretty cool one, too. That's why I've tried everything to un-stuck the number of non-EU players allowed in Segunda Division (don't ask why I care about it so much).

So the one and only problem I have right now is that if I sent you ma save and you loaded it to a game with restrictions in the Spanish league set to 'no restrictions' (or 18 non-EU players allowed, or whatever) the second division would still have a limit of 2 non-EU players.

Derm answered your question and provided a original game 3.60 db that works on 3.68.

3.68 db is really season 0203 so always preferred 3.60 db when played 0102,

Tags for this Thread

flex editor, k league# restriction
View Tag Cloud

Posting Permissions

You may not post new threads
You may not post replies
You may not post attachments
You may not edit your posts
BB code is On
Smilies are On
[IMG] code is On
[VIDEO] code is On

You may not edit your posts

[VIDEO] code is On

HTML code is Off

[Forum Rules](#)

-- Default Style



[Archive](#) [Web Hosting](#) [Top](#)

All times are GMT +1. The time now is 01:26 PM.

Powered by [vBulletin®](#) Version 4.2.5

Copyright © 2022 vBulletin Solutions Inc. All rights reserved.

© www.champman0102.co.uk



Thread: Flex 2 / JLCollection / JLPatch Queries

Thread Tools

24-09-14, 11:28 AM

#201

Dermotron ◊
Sir Mergements
Director
Manager
VIP
Captain

Join Date: 15-12-11
Location: Your Mother
Posts: 29,995

John, did you at one stage have a Duplicate Player Finder program as part of Flex / Legion? I have a copy of Legion from July '11 but it's not in that.

Just wondering was it something you created at all or was it someone else?

Champman0102.co.uk Facebook Page
13000 followers and rising

November 2020 Data Update Out Now

26-09-14, 09:01 PM

#202

JohnLocke ◊
Programmer
VIP

Join Date: 05-06-12
Posts: 1,032

I think that was me, I'll see if I can find it.

28-09-14, 10:12 AM

#203

Alex Del Piero ◊
Youth Team Player

Join Date: 18-09-14
Posts: 20

John would you upload file Flex 16-10-2011 i would to download it! Thanks...

28-09-14, 11:21 AM

#204

JohnLocke ◊
Programmer
VIP

Join Date: 05-06-12
Posts: 1,032

I haven't kept every version I've upload but I'll look for it the next time I use my other computer. Any particular reason you want that one?

28-09-14, 04:50 PM

#205

Alex Del Piero ◦
Youth Team Player

Join Date: 18-09-14
Posts: 20

For the game because the CM 01-02 Tools is Genius!!!

29-09-14, 06:52 PM

#206

Dermotron ◦
Sir Mergements
Director
Manager
VIP
Captain

Join Date: 15-12-11
Location: Your Mother
Posts: 29,995

Originally Posted by **JohnLocke** ◻

I think that was me, I'll see if I can find it.

It was in the hidden/-1 section of Legion 😊

Champman0102.co.uk Facebook Page
13000 followers and rising

November 2020 Data Update Out Now

29-09-14, 08:27 PM

#207

Alex Del Piero ◦
Youth Team Player

Join Date: 18-09-14
Posts: 20

Can you upload file Legion... 😊

17-10-14, 10:16 AM

#208

Alex Del Piero ◦
Youth Team Player

Join Date: 18-09-14
Posts: 20

John can you upload file Legion 16-10-2011 from file Flex? This version i need... Thanks

17-10-14, 02:48 PM

#209

totallyaddicted ◦
Reserve Team Player

Join Date: 07-04-13
Posts: 380

hi im using the flex2, and i have a problem with the tv money/prize money tool, whenever i put an amount in for a competition to recieve a specific amount sometimes it makes all the teams bankrupt in that league at the end of the season, is there anything i am doing wrong, what should i put in there for say 100 million?

17-10-14, 07:02 PM

#210

JohnLocke ◦
Programmer
VIP

Join Date: 05-06-12
Posts: 1,032

For TV money just enter the amount you want each club to get (in £), for prize money for a league the amount you enter is the amount the bottom club gets, 2nd bottom gets double, 3rd bottom gets triple etc.

17-10-14, 09:09 PM

#211

totallyaddicted ◦
Reserve Team Player

Join Date: 07-04-13
Posts: 380

yeah but how come it makes some clubs bankrupt? ive put 10000000 for german league and all clubs go bankrupt?

17-10-14, 09:25 PM

#212

JohnLocke ◦
Programmer
VIP

Join Date: 05-06-12
Posts: 1,032

No idea. Putting really high values (> 2 billion) might cause that though.

20-10-14, 09:50 PM

#213

Alex Del Piero ◦
Youth Team Player

Join Date: 18-09-14
Posts: 20

Hi guys legion.rar html not working for me! Can anyone please help and upload old version Legion 16-10-2011... thanks

21-10-14, 01:35 PM

#214

Alex Del Piero ◦
Youth Team Player

Join Date: 18-09-14
Posts: 20

Flex 2 and flex are not working!!! Please upload a older version Flex legion 16-10-2011 to download... thanks i need it

21-10-14, 02:50 PM

#215

Dermotron ◦
Sir Mergements
Director
Manager
VIP
Captain

Join Date: 15-12-11
Location: Your Mother
Posts: 29,995

You've asked a lot of times but no-one has it. Not point in asking over and over

[Champman0102.co.uk Facebook Page](#)
13000 followers and rising

November 2020 Data Update Out Now

21-10-14, 04:31 PM

#216

Alex Del Piero ◦
Youth Team Player

Join Date: 18-09-14
Posts: 20

Ok, sorry i understand

21-10-14, 05:57 PM

#217

Craig Forrest ◦
Manager
Programmer
Forum Enforcer
Holy Trinity Member

Join Date: 02-03-12
Location: The Great White North
Posts: 4,502

I might actually..... but I'm not at home to check

21-10-14, 06:09 PM

#218

Dermotron ◦
Sir Mergements
Director
Manager

Join Date: 15-12-11
Location: Your Mother
Posts: 29,995

VIP
Captain

Actually had it on a flash drive that fell into a cup of tea, lol

Champman0102.co.uk Facebook Page
13000 followers and rising

November 2020 Data Update Out Now

21-10-14, 06:24 PM

#219

Cam F ◦
VIP

Join Date: 03-03-12
Posts: 2,949

I have an old Legion from earlier in 2011.

It is one I use for CM2 & 3 Projects - try this - <https://www.sendspace.com/file/rglipk>

21-10-14, 07:56 PM

#220

fairedinkum ◦
Hot Prospect for the Future

Join Date: 04-03-12
Posts: 237

Can anyone help me please as I am currently having a couple of issues with two different programs.

I've run through all the usual setup with the latest October 2014 update:

Uninstalled completely the old game, reinstalled, 242, October 2014 update, 2.19 and then I've tried using both GoBat (just doesn't recognise it like it used to), and also Names_Editor in which I'm getting the following error:-

'Unhandled exception has occurred in your application. If you click Continue, the application will ignore this error and attempt to continue. If you click Quit, the application will close immediately.

Access to this path denied'.

I've tried all sorts to solve these 2 problems, sadly to no avail, including reinstalling again, any help would be highly appreciated, thanks in advance.

I'm running on Windows 8.1 (to which I updated to recently).

Last edited by fairedinkum; 21-10-14 at 08:23 PM.

21-10-14, 08:06 PM

#221

Dermotron ◦
Sir Mergements
Director
Manager
VIP
Captain

Join Date: 15-12-11
Location: Your Mother
Posts: 29,995

I'm pretty sure go.bat wont run on a game with Tapani 2.19 patch applied (offsets are going to be different idb)

Possibly the same issue with Names Editor.

Probably best to make the changes and then apply the patch (you can uninstall it by clicking on cm-patcher2.19.exe again)

Champman0102.co.uk Facebook Page
13000 followers and rising

November 2020 Data Update Out Now

21-10-14, 08:15 PM

#222

fairedinkum ◦
Hot Prospect for the Future

Join Date: 04-03-12
Posts: 237

Yeah it worked on the last update fine with 2.19, I thought my mistake was because I was using 2.19.2 so I uninstalled that and tried with out any patches at all to no avail.
I really am stumped cos I've always been able to setup the game from scratch to ready within about 45 minutes.

Literally just uninstalled and reinstalled, ran 242 and then Names_Editor and got the error immediately...

Is Windows 8.1 a potential problem as I only updated to that very recently?

Last edited by fairedinkum; 21-10-14 at 08:27 PM.

21-10-14, 08:27 PM

#223

Alex Del Piero ◊
Youth Team Player

Join Date: 18-09-14
Posts: 20

I try that you gave me legion earlier 2011 same problem not working! I tried Flex, flex 2 and all version not working i need legion 16-10-2011 that version... Can anyone help and upload that version help!!! I cannot change player restrictions. I am very angry

21-10-14, 08:31 PM

#224

Alex Del Piero ◊
Youth Team Player

Join Date: 18-09-14
Posts: 20

Craig forrest can you check for that version 16-10-2011 when you at home and if you have please upload... Big thanks everyone for help

21-10-14, 08:34 PM

#225

Dermotron ◊
Sir Mergements
Director
Manager
VIP
Captain

Join Date: 15-12-11
Location: Your Mother
Posts: 29,995

Possibly. Haven't used Win8 much tbh. Maybe make sure that cm0102.exe and the files in the Data aren't read only. And good ol' Run As Administrator

Champman0102.co.uk Facebook Page
13000 followers and rising
November 2020 Data Update Out Now

Page 9 of 16 ◀◀ First ◀ ... 5 6 7 8 9 10 11 12 13 ... ▶▶ Last ▶▶

◀ Game problems | Problem with doble player in squad list ▶

Tags for this Thread

flex editor, k league# restiction
[View Tag Cloud](#)

Posting Permissions

You may not post new threads
You may not post replies
You may not post attachments
You may not edit your posts

BB code is On
Smilies are On
[IMG] code is On
[VIDEO] code is On
HTML code is Off

Forum Rules

-- Default Style ▼

[Archive](#) [Web Hosting](#) [Top](#)

All times are GMT +1. The time now is 01:26 PM.

Powered by [vBulletin®](#) Version 4.2.5
Copyright © 2022 vBulletin Solutions Inc. All rights reserved.

© www.champman0102.co.uk



Thread: Flex 2 / JLCollection / JLPatch Queries

Thread Tools

21-10-14, 08:45 PM

#226

Alex Del Piero
Youth Team PlayerJoin Date: 18-09-14
Posts: 20

Cam f thanks for that version but not working same problem. I go to Flex editor-restrictions and i put for each country and leagues number 1 and nothing happens. Dont be angry guys for asking anyone for help... Cheers

21-10-14, 09:53 PM

#227

fairedinkum
Hot Prospect for the FutureJoin Date: 04-03-12
Posts: 237

Think it's something to do with Windows 8.1 to honest but still had troubles with it on a mates computer, 'access denied' when trying to access the executable on GoBat - Restrictions and Tv Prize Money folders. Honestly never experienced problems like this before, usually so striaightforward.

I'm lost...

22-10-14, 03:48 AM

#228

Craig Forrest
Manager
Programmer
Forum Enforcer
Holy Trinity MemberJoin Date: 02-03-12
Location: The Great White North
Posts: 4,502

Sorry, I have the same one as Cam....

you could learn Olly and edit the exe yourself.... that's what I usually do

22-10-14, 09:51 AM

#229

Alex Del Piero
Youth Team PlayerJoin Date: 18-09-14
Posts: 20

Ok thanks for help

22-10-14, 09:53 AM

#230

Dermotron ◦
Sir Mergements
Director
Manager
VIP
Captain

Join Date: 15-12-11
Location: Your Mother
Posts: 29,995

The current version of Flex 2 changes the player restrictions fine. I used it to change Turkey and Portugal restrictions last night 😊

Champman0102.co.uk Facebook Page
13000 followers and rising

November 2020 Data Update Out Now

22-10-14, 10:02 AM

#231

Alex Del Piero ◦
Youth Team Player

Join Date: 18-09-14
Posts: 20

Ok i will try right now and i will see

22-10-14, 11:32 AM

#232

Alex Del Piero ◦
Youth Team Player

Join Date: 18-09-14
Posts: 20

Nothing happens with flex 2. Can you show me how you do it

22-10-14, 11:45 AM

#233

Jesus ◦
First Team Player

Join Date: 04-03-12
Posts: 3,459

Originally Posted by **Alex Del Piero** ◦

Nothing happens with flex 2. Can you show me how you do it

Can you explain in detail why nothing happens? We could try and solve it with some more information. Repeatedly posting "it's not working" doesn't help anyone.

22-10-14, 12:02 PM

#234

Alex Del Piero ◦
Youth Team Player

Join Date: 18-09-14
Posts: 20

Hi it is now working and i successfully do it! No problem anymore with Flex 2 and changing player restrictions. Sorry for inconvenience caused by me...

18-11-14, 07:13 PM

#235

query ◦
Youth Team Player

Join Date: 18-11-14
Posts: 11

Flex on windows 8

Hello.

I'm using windows 8 and when I open the Go.bat file and try to open the restriction option and select the cm0102.exe it shows some code on cmd window and doesn't open the restrictions table. (i can't upload images because the uploader doesn't let me to, as .jpg or .png)

Could someone help me pls?

thank you 😊

30-12-14, 06:13 PM

#236

goodby ◊
Youth Team Player

Join Date: 14-10-12
Posts: 6

Flex 2 cant find saved game

Used Flex 2 with no issues on the October 13 update. Have installed the October 14 update and when I go to use Flex now my saved games from Oct 14 don't show on the folder. The ones from Oct 13 still show.

I can use CM Scout and find the Oct 14 saved games with no problem. Have tried reinstalling Flex and using Flex 3 but problem remains
Any ideas?

30-12-14, 06:26 PM

#237

JohnLocke ◊
Programmer
VIP

Join Date: 05-06-12
Posts: 1,032

Odd. From memory it should just show all .sav files - can you try save a text file as .sav and saving it that directory and let me know of my tools list it.

30-12-14, 06:59 PM

#238

goodby ◊
Youth Team Player

Join Date: 14-10-12
Posts: 6

Will give it a go

Dont know if it makes any difference at all but I can delete the Oct 13 saved games when I go in to the game (or open them)

I still have the Oct 13 update on my laptop although obviously not using it to play. Would that affect anything? (From memory it didnt when I switched from 2012 to 2013)

30-12-14, 07:51 PM

#239

goodby ◊
Youth Team Player

Join Date: 14-10-12
Posts: 6

Says i Need to contact administrator as dont have permission to save in the folder. Would that explain it?

30-12-14, 11:22 PM

#240

goodby ◊
Youth Team Player

Join Date: 14-10-12
Posts: 6

If i run the game as an administrator I can save a new game in the folder and use Flex (never had to so this before)

Any ideas how I can get my existing game to show as when I run game as admin it doesn't show my existing saved games?

31-12-14, 07:49 AM

#241

JohnLocke ◊
Programmer
VIP

Join Date: 05-06-12
Posts: 1,032

Maybe try moving the files to another location will help?

19-02-15, 05:48 PM

#242

JCarmon ◊
Youth Team Player

Join Date: 19-02-15
Posts: 6

I am encountering an issue attempting to run JLCollection (140913) on a Windows 98 SE Machine (Virtual). Current installed Java is 5 Update 18 (I believe this is the latest available for Win98SE).

It's only the "Speed Adjuster.bat" file I am attempting to run. I have modified the path to Java in the bat file.

I have included the modified path and Error below;

Modified Path

```
"C:\Program Files\Java\jre1.5.0_18\bin\java.exe" -Xmx512m -cp
'./;./workspace/Libs/*;./workspace/AlphaCore/bin;./workspace/Apps/bin;./workspace/Utils/bin;' exe.speed.SpeedMain
PAUSE
```

Error Code

```
C:\WINDOWS\Desktop\Flex_140913>"C:\Program Files\Java\jre1.5.0_18\bin\java.exe"
-Xmx512m -cp './;./workspace/Libs/*;./workspace/AlphaCore/bin;./workspace/Apps
/bin;./workspace/Utils/bin;' exe.speed.SpeedMain
PAUSE
```

Exception in thread "main" java.lang.NoClassDefFoundError: exe/speed/SpeedMain
PAUSE

Anyone able to assist?

Regards

19-02-15, 06:22 PM

#243

Craig Forrest ◦
Manager
Programmer
Forum Enforcer
Holy Trinity Member

Join Date: 02-03-12
Location: The Great White North
Posts: 4,502

Originally Posted by **fairedinkum** »

Think it's something to do with Windows 8.1 to honest but still had troubles with it on a mates computer, 'access denied' when trying to access the executable on GoBat - Restrictions and Tv Prize Money folders. Honestly never experienced problems like this before, usually so straightforward.

I'm lost...

If you get an "access denied" my simplest solution was to copy the cm0102.exe file to your desktop, do your editing there, then copy it back into your CM folder

19-02-15, 10:18 PM

#244

JohnLocke ◦
Programmer
VIP

Join Date: 05-06-12
Posts: 1,032

Originally Posted by **JCarnon** »

*Exception in thread "main" java.lang.NoClassDefFoundError: exe/speed/SpeedMain
PAUSE*

Anyone able to assist?

Regards

Have you moved the .bat file? If not I can't think of any other causes.

20-02-15, 03:49 PM

#245

JCarnon ◦
Youth Team Player

Join Date: 19-02-15
Posts: 6

Originally Posted by **JohnLocke** »

Have you moved the .bat file? If not I can't think of any other causes.

Hi John,

Thanks for coming back to me.

I have kept and modified all files within the Original unzipped Folder.

I am running this from the desktop, but assume this doesn't matter? Would moving it to the CM0102 Installation directory make a difference?

Regards

20-02-15, 04:35 PM

#246

JohnLocke ◦
Programmer
VIP

Join Date: 05-06-12
Posts: 1,032

Originally Posted by **JCarmon** »

Hi John,

Thanks for coming back to me.

I have kept and modified all files within the Original unzipped Folder.

I am running this from the desktop, but assume this doesn't matter? Would moving it to the CM0102 Installation directory make a difference?

Regards

Did you put a shortcut on the desktop? Or have you moved the .bat file to the desktop? They .bat needs to be in the same dir as it was in the zip. It doesn't need to be in the CM directory.

20-02-15, 05:24 PM

#247

JCarmon ◦
Youth Team Player

Join Date: 19-02-15
Posts: 6

Originally Posted by **JohnLocke** »

Did you put a shortcut on the desktop? Or have you moved the .bat file to the desktop? They .bat needs to be in the same dir as it was in the zip. It doesn't need to be in the CM directory.

I did the following.

Download the latest JL Collection.

Use 7-Zip to Extract the zip file to a folder, in this case it was the same name as the Original ZIP file.

Move the folder to the Desktop (not a create a shortcut).

Edit and run all files from that directory.

Regards

01-05-15, 10:17 PM

#248

totallyaddicted ◦
Reserve Team Player

Join Date: 07-04-13
Posts: 380

flex2

hi there, currently having problems with the flex tv money tool .

trying to give some countries like spain england more money for winning prizes etc and at the end of the season i end up with loads of clubs being bankrupt what am i doing wrong?

what do i input for say 50 million for the number 1 in the league?

and what does the (11) mean?

02-05-15, 03:08 AM

#249

Fods ◦
Not Needed at the Club

Join Date: 16-12-11
Location: Australia
Posts: 11,493

Anything in here: <http://www.champman0102.co.uk/showth...highlight=flex>

14-08-15, 03:17 PM

#250

MR2ONLY ◦

Join Date: 14-03-12

Flex Editor WIN7

Hi,

Before I switched to WIN7 flex editor always worked with no issues.

Now, if I go to use the REGEN cheat, the javascript loads, but then the program doesn't boot, after i've selected the save game. It is the same save game I had before I went to WIN7 so it's not changed.

Any ideas?

« Game problems | Problem with doble player in squad list »

Tags for this Thread

flex editor, k league# restiction
[View Tag Cloud](#)

Posting Permissions

You may not post new threads	BB code is On
You may not post replies	Smilies are On
You may not post attachments	[IMG] code is On
You may not edit your posts	[VIDEO] code is On
	HTML code is Off
	Forum Rules

-- Default Style

[Archive](#) [Web Hosting](#) [Top](#)

All times are GMT +1. The time now is 01:26 PM.

Powered by [vBulletin®](#) Version 4.2.5
Copyright © 2022 vBulletin Solutions Inc. All rights reserved.

© www.champman0102.co.uk



Thread: Flex 2 / JLCollection / JLPatch Queries

Thread Tools

14-08-15, 03:32 PM

#251

Dermotron
Sir Mergements
Director
Manager
VIP
Captain

Join Date: 15-12-11
Location: Your Mother
Posts: 29,995

Can you run any programs in Flex?

If not try this - <http://www.champman0102.co.uk/showth...950#post160950>

Champman0102.co.uk Facebook Page
13000 followers and rising

November 2020 Data Update Out Now

18-08-15, 12:33 PM

#252

MR2ONLY
Youth Team Player

Join Date: 14-03-12
Posts: 28

No I don't think I can run any.

21-08-15, 09:35 AM

#253

MR2ONLY
Youth Team Player

Join Date: 14-03-12
Posts: 28

I've got it to work, but it won't actually change the player's names. Oh well.

24-08-15, 04:29 PM

#254

seco23
Youth Team Player

Join Date: 01-11-12
Posts: 4

Hi there, before starting sorry for bad english.

I have used flex very well but i cannot find it anywhere. Can we do with flex or any programmes that play loaded players on europe?

07-09-15, 09:36 AM

#255

cmfan2k ◦
Youth Team Player

Join Date: 07-09-15
Posts: 29

I clicked on JLPatch.bat, a dos screen appeared saying press space and I did. Does this mean I have applied the patch?

26-09-15, 07:38 PM

#256

galatius ◦
Youth Team Player

Join Date: 13-05-12
Posts: 39

Originally Posted by **jpriedie**

im also getting this error

```
C:\Users\James\Desktop\tools pack 2>java -Xmx512m -cp './workspace/Libs/*;./workspace/AlphaCore/bin;./workspace/Apps/bin;./workspace/CSV/bin;./workspace/Remote/bin;./workspace/Utils/bin;./workspace;./workspace/JLPatch/bin;./workspace/JLPatch/config/' utils.launch.Launcher alpha.xml
Number of apps: 55
java.lang.OutOfMemoryError: Java heap space
at java.nio.HeapByteBuffer.<init>(Unknown Source)
at java.nio.ByteBuffer.allocate(Unknown Source)
at core.AlphaSave.rawMount(AlphaSave.java:413)
at core.AlphaSave.getPeople(AlphaSave.java:296)
at core.AlphaSave.<init>(AlphaSave.java:94)
at gpf3.ReggenCheat.go(ReggenCheat.java:64)
at gpf3.ReggenCheat.main(ReggenCheat.java:47)
at sun.reflect.NativeMethodAccessorImpl.invoke0(Native Method)
at sun.reflect.NativeMethodAccessorImpl.invoke(Unknown Source)
at sun.reflect.DelegatingMethodAccessorImpl.invoke(Unknown Source)
at java.lang.reflect.Method.invoke(Unknown Source)
at utils.launch.Config.go(Config.java:84)
at utils.launch.Launcher$1.actionPerformed(Launcher.java:85)
at javax.swing.AbstractButton.fireActionPerformed(Unknown Source)
at javax.swing.AbstractButton$Handler.actionPerformed(Unknown Source)
at javax.swing.DefaultButtonModel.fireActionPerformed(Unknown Source)
at javax.swing.DefaultButtonModel.setPressed(Unknown Source)
at javax.swing.plaf.basic.BasicButtonListener.mouseReleased(Unknown Source)
at java.awt.Component.processMouseEvent(Unknown Source)
at javax.swing.JComponent.processMouseEvent(Unknown Source)
at java.awt.Component.processEvent(Unknown Source)
at java.awt.Container.processEvent(Unknown Source)
at java.awt.Component.dispatchEventImpl(Unknown Source)
at java.awt.Container.dispatchEventImpl(Unknown Source)
at java.awt.Component.dispatchEvent(Unknown Source)
at java.awt.LightweightDispatcher.retargetMouseEvent(Unknown Source)
at java.awt.LightweightDispatcher.processMouseEvent(Unknown Source)
at java.awt.LightweightDispatcher.dispatchEvent(Unknown Source)
at java.awt.Container.dispatchEventImpl(Unknown Source)
at java.awt.Window.dispatchEventImpl(Unknown Source)
at java.awt.Component.dispatchEvent(Unknown Source)
at java.awt.EventQueue.dispatchEventImpl(Unknown Source)
```

```
C:\Users\James\Desktop\tools pack 2>PAUSE
Press any key to continue . . .
```

I realise that this is a very late response, but if anyone else experiences the out of memory Java error when using Flex 2, try opening the Flex 2 batch file in Notepad and changing "-Xmx512m" at the start to "-Xmx1024m". This will allocate more memory and, hopefully, solve the problem (it worked for me when I was trying to use GPF3).

28-01-16, 11:11 PM

#257

sashhead ◦
Decent Young Player

Join Date: 09-04-12
Posts: 57

I'm having a couple of Java issues. I've used Notepad to get the correct Java folder and it used to work before I installed Windows 10.

This is what happens when I'm not running as an administrator

Spoiler!



This image is no longer available.
Visit tinypic.com for more information.

And this is what happens when I run as administrator

Spoiler!



This image is no longer available.
Visit tinypic.com for more information.

29-01-16, 07:40 AM

#258

Fods ◦

Not Needed at the Club

Join Date:

16-12-11

Location:

Australia

Posts:

11,493

Anything in the Opening Post that can help you?

29-01-16, 07:26 PM

#259

sashhead ◦

Decent Young Player

Join Date:

09-04-12

Posts:

57

Originally Posted by **Fodster** ▶

Anything in the Opening Post that can help you?

Thanks Fodster. I've tried those things and they haven't helped. However, I've found I can copy my .sav to the desktop, edit it there, and then copy it back into the Championship Manager folder. Not ideal, but at least it works! Must be something to do with Windows 10 not wanting me to edit program files...

16-04-16, 03:00 PM

#260

cdonk ◦

Decent Young Player

Join Date:

04-04-16

Posts:

53

having an issue with john locke's color thing, when it asks you to load your'e cm exe. i'm going to champ-01-02 champ, im loading cm0102exe. i get a MSDOS box pop up with loads of writing in it, at the bottom press any key to continue, then nothing happens?

Fods ◊

Not Needed at the Club

Join Date: 16-12-11
 Location: Australia
 Posts: 11,493

is this to do with not having Java installed?

Have a read here: <http://champman0102.co.uk/showthread.php?t=576>

28-04-16, 12:19 PM

#262

ozancan ◊

Youth Team Player

Join Date: 15-04-12
 Posts: 14

Hi guys, i want to make loans between english clubs possible can anyone help me by telling me the step ill have to do?

thanks!

28-04-16, 12:23 PM

#263

Dermotron ◊

Sir Mergements
 Director
 Manager
 VIP
 Captain

Join Date: 15-12-11
 Location: Your Mother
 Posts: 29,995

Install Java
 Load JLPatch.bat
 Select your cm0102.exe
 Select Less 3.9.68
 Tick English Allow Inter Club Loans
 Press save
 Start new game

Champman0102.co.uk Facebook Page
 13000 followers and rising

November 2020 Data Update Out Now

28-04-16, 01:13 PM

#264

ozancan ◊

Youth Team Player

Join Date: 15-04-12
 Posts: 14

Thanks for your reply.
 Does it work the same way on mac. I am playing via playonmac

Thanks

28-04-16, 01:35 PM

#265

Dermotron ◊

Sir Mergements
 Director
 Manager
 VIP
 Captain

Join Date: 15-12-11
 Location: Your Mother
 Posts: 29,995

Don't have a mac so I'm afraid I don't know

Champman0102.co.uk Facebook Page
 13000 followers and rising

November 2020 Data Update Out Now

19-05-16, 06:37 AM

#266

snoop ◊

Youth Team Player

Join Date: 19-05-16
 Posts: 3

Thanks Fodster. I've tried those things and they haven't helped. However, I've found I can copy my .sav to the desktop, edit it there, and then copy it back into the Championship Manager folder. Not ideal, but at least it works! Must be something to do with Windows 10 not wanting me to edit program files...

Windows 8 and 10 users will have that problem, all you have to do is:
Right click on the championship manager folder
go to **Properties** - **Security** - **Edit** and allow full control to all the requesters
Worked for me
Sorry for my english dough

29-05-16, 02:36 AM

#267

fisher ◦
Youth Team Player

Join Date: 28-05-16
Posts: 41

Can the most recent version of the Flex download page (<http://champman0102.co.uk/downloads.php?do=file&id=147>) be updated to include some sort of a description of what the tool is and what is included?

Its presented in such a way that basically assumes you already know what it is and what it does before downloading it. The older version (<http://www.champman0102.co.uk/downlo...?do=file&id=45>) has a nice description associated with it that could be used instead.

10-06-16, 11:38 PM

#268

Bryan Ax ◦
Youth Team Player

Join Date: 28-04-12
Posts: 8

I wouldn't mind seeing the descriptions either.

26-07-16, 02:08 PM

#269

eddieC ◦
Reserve Team Player

Join Date: 27-08-14
Posts: 308



Last edited by eddieC; 26-07-16 at 02:25 PM.

26-07-16, 02:26 PM

#270

eddieC ◦
Reserve Team Player

Join Date: 27-08-14
Posts: 308

I have used the Flex Tool, for ages, most issues have been with Java but this doesn't seem to be the case here...

Any Ideas?

Flex loads up fine...

[img]/[img]

Select the cm0102.exe....

[img]/[img]

Then THIS error happens...

[img]/[img]

The the script window flips out.....?

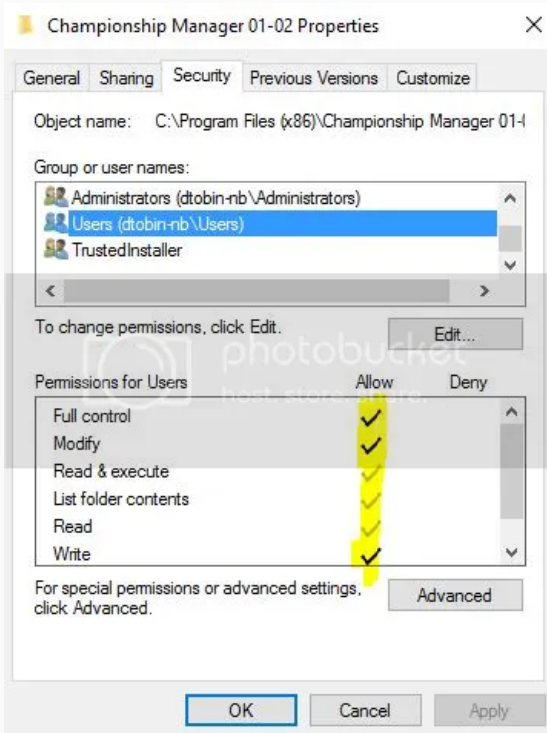
[img]/[img]

Last edited by eddieC; 26-07-16 at 02:40 PM.

Dermotron
Sir Mergements
Director
Manager
VIP
Captain

Join Date: 15-12-11
Location: Your Mother
Posts: 29,995

I think you are using Win10 so would will need to make this change:



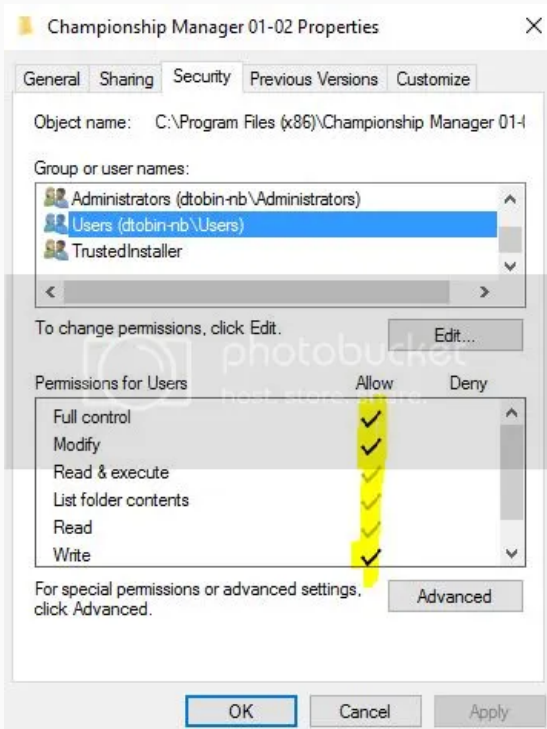
Ticking Run As Administrator on cm0102.exe Compatibility may work also (if Win7/8). Make sure cm0102.exe isn't read only or doesn't have an Unblock option (usually happens copying from a different pc)

Champman0102.co.uk Facebook Page
13000 followers and rising

November 2020 Data Update Out Now

eddieC
Reserve Team Player

Join Date: 27-08-14
Posts: 308



Well..... What I'm getting is this.... and yes, I'm using windows 10

&



Not sure what to do from here really mate

Thank you for the help though dude 🙌🏻🌍🙌🏻

Last edited by eddieC; 26-07-16 at 08:16 PM.

26-07-16, 08:13 PM

#273

Dermotron ◦
Sir Mergements
Director
Manager
VIP
Captain

Join Date: 15-12-11
Location: Your Mother
Posts: 29,995

Just tick all the boxes for your user account and click Apply

Champman0102.co.uk Facebook Page
13000 followers and rising

November 2020 Data Update Out Now

26-07-16, 08:38 PM

#274

eddieC ◦
Reserve Team Player

Join Date: 27-08-14
Posts: 308

🗨️ Originally Posted by **Dermotron** ◦

Just tick all the boxes for your user account and click Apply

Which boxes and where sorry?

Sorry for being a pain in the arse... 3 years ago, I would've sorted this in minutes,... but its been a while!

26-07-16, 08:53 PM

#275

Dermotron ◊
Sir Mergements
Director
Manager
VIP
Captain

Join Date: 15-12-11
Location: Your Mother
Posts: 29,995

Originally Posted by **eddieC**

Which boxes and where sorry?

Sorry for being a pain in the arse... 3 years ago, I would've sorted this in minutes,... but its been a while!

This the only one that needs changing, which you've done. Try running Flex 2 again now

Champman0102.co.uk Facebook Page

13000 followers and rising

November 2020 Data Update Out Now

Page 11 of 16 First ... 7 8 9 10 11 12 13 14 15 ... Last

« Game problems | Problem with doble player in squad list »

Tags for this Thread

flex editor, k league# restiction
[View Tag Cloud](#)

Posting Permissions

You may not post new threads	BB code is On
You may not post replies	Smilies are On
You may not post attachments	[IMG] code is On
You may not edit your posts	[VIDEO] code is On
	HTML code is Off
	Forum Rules

-- Default Style

[Archive](#) [Web Hosting](#) [Top](#)

All times are GMT +1. The time now is 01:26 PM.

Powered by **vBulletin®** Version 4.2.5
Copyright © 2022 vBulletin Solutions Inc. All rights reserved.

© www.champman0102.co.uk



Forum » Technical Support & Tutorials » Technical Support » Flex 2 / JLCollection / JLPatch Queries

Page 12 of 16 First ... 2 8 9 10 11 12 13 14 15 16 Last

Results 276 to 300 of 381

Thread: Flex 2 / JLCollection / JLPatch Queries

Thread Tools

26-07-16, 09:49 PM

#276

eddieC
Reserve Team Player

Join Date: 27-08-14
Posts: 308

Originally Posted by **Dermotron**

This the only one that needs changing, which you've done. Try running Flex 2 again now

Still telling me access is denied!!! I haven't got a clue what's going on!!! It has never done this before. Sorry dude

24-08-16, 05:55 PM

#277

orsm
Youth Team Player

Join Date: 10-08-16
Posts: 4

FLEX 2

Hi guys,

Sorry if this is in the wrong place but can someone point out why I cant get this to work, I have the latest Java installed but when I click on the Flex2 icon I get the screen pop up this loads of options to edit the game, I have successfully mastered the scout editor tool so my lists now appear in game but wanted do delve a little deeper and change things like prize money, when i click on the tv and prize money it asks to open the file where the exe is, so I suppose that is c - program filesx86 = cm0102 folder then cm0102.exe but when i do I get access denied.

Anyone can help I would be truly grateful

Orsm

24-08-16, 09:17 PM

#278

Dermotron
Sir Mergements
Director
Manager
VIP
Captain

Join Date: 15-12-11
Location: Your Mother
Posts: 29,995

Change the security settings on the Championship Manager 01-02 folder so that Users have all rights on the folder and files

25-08-16, 01:25 PM

#279

orsm ◦
Youth Team Player

Join Date: 10-08-16
 Posts: 4

Originally Posted by **Dermotron** ◻

Change the security settings on the Championship Manager 01-02 folder so that Users have all rights on the folder and files

Cheers

14-10-16, 06:53 AM

#280

marc1986 ◦
Hot Prospect for the Future

Join Date: 20-03-13
 Location: Denmark
 Posts: 172

Hi Tech Supp.

I have a question.

I am playing the 3.9.60 database and i really would like the Coloured Attributes added JL patch or TP 2.19 patch.

Can this be applied?

I have downloaded the game - updated to Official Patch v3.9.68 - than updated with 3.9.60 data (copy/paste).

Does anyone know how the JL Coloured Attributes work? can it be applied 3.9.60 data?

If i first make a save game with the correct data, can i apply the Coloured Attributes into that?`

thank you in advance

11-03-17, 02:46 PM

#281

ThePsi ◦
Hot Prospect for the Future

Join Date: 14-10-14
 Posts: 111

Problem with Flex2 - Player Restrictions

Hi, Iam trying to create my own league and for that I need to take away the foreign restriction in Russia, downloaded the Flex tool but I can't get it to work. When I try to load the exe-file it says "Access is Denied" and if I run the flex tool through administrator JAVA won't start. Any ideas on how I will get it to work?

Thanks in advance 😊

11-03-17, 03:02 PM

#282

ThePsi ◦
Hot Prospect for the Future

Join Date: 14-10-14
 Posts: 111

This is the error message: <http://imgur.com/a/mqzP5>

And it looks like this afterwards:

<http://imgur.com/a/9ZpnB>

Last edited by ThePsi; 11-03-17 at 03:15 PM.

11-03-17, 04:41 PM

#283

Dermotron ◦
Sir Mergements
Director
Manager
VIP
Captain

Join Date: 15-12-11
 Location: Your Mother
 Posts: 29,995

Make sure you've ran cm0102.exe and cm0102ed.exe are run as administrator too

11-03-17, 08:17 PM

#284

ThePsi ◦
Hot Prospect for the Future

Join Date: 14-10-14
Posts: 111

Thanks for your reply! (And that quick!) I know for a fact that the cm0102ed.exe is not run as administrator so I will try that as soon as I get home from work. Can't wait! If it's working after that you will forever be my hero.

But since I can't run flex as administrator, do you think that can be an issue?

11-03-17, 09:42 PM

#285

Dermotron ◦
Sir Mergements
Director
Manager
VIP
Captain

Join Date: 15-12-11
Location: Your Mother
Posts: 29,995

No. The files you are trying to edit are restricted, no the program. You might need to change the security settings to allow the User profile Edit the CM folder

12-03-17, 02:42 AM

#286

ThePsi ◦
Hot Prospect for the Future

Join Date: 14-10-14
Posts: 111

Thank you so much for your help, I had to allow my user profile to get it to work as well as hook off read me only a little bit everywhere.

So I've managed to get into the flex tool now, and I followed every step of this tutorial: https://www.youtube.com/watch?v=pxES3HEd_fm

But unfortunately it doesn't seem to work on the russian league :(I got it to work on England though..Have you any (or anyone else) idea of what I am doing wrong? I put it to 1 as said in the tutorial, and manage to get it to work on England..Oh, so close but yet so far away! Maybe it is because it's the first division of the Russian league system? Not the premier league..

Sorry for so many questions.

Edit: <http://imgur.com/a/hfDg9> <----- The values look like this, which is not at all near what they look like in the tutorial. Maybe that's the issue as well?

Last edited by ThePsi; 12-03-17 at 03:31 AM.

12-03-17, 11:47 PM

#287

ThePsi ◦
Hot Prospect for the Future

Join Date: 14-10-14
Posts: 111

Originally Posted by **Dermotron** ◦

No. The files you are trying to edit are restricted, no the program. You might need to change the security settings to allow the User profile Edit the CM folder

Thank you so much for your help with the first issue!

I fixed the second issue myself today, I used ODB and not the 9.68 update first, so installed 9.68 and the flex tool worked like a charm! Thank you so much again, now I can finally start with my league 😊

BR!

19-05-17, 11:39 PM

#288

takumi ◦

Join Date: 13-05-17

Originally Posted by **ThePsi**

Thank you so much for your help with the first issue!

I fixed the second issue myself today, I used ODB and not the 9.68 update first, so installed 9.68 and the flex tool worked like a charm! Thank you so much again, now I can finally start with my league 😊

BR!

I still have the same error. What is ODB?

20-05-17, 12:08 AM

#289

ThePsi
Hot Prospect for the Future

Join Date: 14-10-14
Posts: 111

Originally Posted by **takumi**

I still have the same error. What is ODB?

Original data base. You need to do the .68 update to make it work. You can find it in the download section.

22-05-17, 10:21 AM

#290

takumi
Youth Team Player

Join Date: 13-05-17
Posts: 8

I downloaded Original Database but it didn't work. Then I moved cm0102.exe file to desktop and tried. It worked!

Now the problem is, eventhough there's no limitation, I can not sign any more foreign players. There're 7 players in squad and when the player wants to join to the club, the deal collaps due to I can not buy any more foreigners

Last edited by takumi; 22-05-17 at 12:43 PM.

28-05-17, 12:00 PM

#291

Westy84
Youth Team Player

Join Date: 12-08-16
Posts: 21

Hi all,

Can you assist and advise how i can use these tools? When i extract and try to run 'more colours' for example, i just get press any key and nothing happens..

How do they work and what to do? i use the latest database with latest saturn tapani patch.. Please help! Thanks.

29-05-17, 09:56 AM

#292

Dermotron
Sir Mergements
Director
Manager
VIP
Captain

Join Date: 15-12-11
Location: Your Mother
Posts: 29,995

I think they will only work on a 3.9.68 or 3.9.60 game as the all offsets they change with reference those specific exes. When you add Tapani or saturn patch those offsets will differ again, hence a few programs are unlikely to work.

You will also need to change the Permissions on the CM folder to allow full access to the Users profile

Champman0102.co.uk Facebook Page
13000 followers and rising

November 2020 Data Update Out Now

16-06-17, 01:59 PM

#293

takumi
Youth Team Player

Join Date: 13-05-17
Posts: 8

eventhough you fix foreign policy of the league, the game will not allow you to buy unlimited foreign players at least for Turkish league. Max players you can buy is 8. You can have unlimited foreign players in the game squad but since you can not have them join your team, the program becomes pointless

25-07-17, 07:02 AM

#294

luca12578vr ◊
Youth Team Player

Join Date: 05-07-13
Posts: 10

Help with Flex tool for foreign restrictions problem

Hi All,
this is my first post, so i am sorry if i do a mistake posting here or in my form (also my English is very bad).
I downloaded Flex tool in order to solve the restrictions problem. All nations now are ok with the execption of Spain league where i am not able to change anything.
Please give your help.
Thank you in advance.



27-07-17, 09:37 AM

#295

Dermotron ◊
Sir Mergements
Director
Manager
VIP
Captain

Join Date: 15-12-11
Location: Your Mother
Posts: 29,995

Maybe try less restrictions that complete removal e.g. 7 foreign players instead of unlimited

[Champman0102.co.uk Facebook Page](https://www.facebook.com/Champman0102)
13000 followers and rising

November 2020 Data Update Out Now

19-09-17, 07:35 PM

#296

Mark82 ◊
Youth Team Player

Join Date: 19-09-17
Posts: 5

Flex help

Hello all,

first post on this forum. I've recently downloaded CM01/02 with no problems. I've made no changes, and all I want to do is remove the player restrictions on Flex. I've downloaded it fine, but after I get to the point of choosing the cm0102 exe file, after clicking that I just get a DOS BOX with a million at java.etc messages and then c:user/user/downloads/2012-06-02>PAUSE. it also says, "press any key to continue", which on doing so closes the box.

Any ideas? thanks in advance.

Mark

19-09-17, 08:20 PM

#297

Craig Forrest ◊
Manager
Programmer
Forum Enforcer
Holy Trinity Member

Join Date: 02-03-12
Location: The Great White North
Posts: 4,502

Yup. There's some kind of error.... probably that you don't have the appropriate permissions to run the program or that the program doesn't have the right permissions to edit the EXE

My solution was always to copy the exe onto the desktop, run flex as an admin, make my changes, then copy it back into the CM folder.... don't know if there is an easier way

20-09-17, 02:30 PM

#298

Mark82 ◊
Youth Team Player

Join Date: 19-09-17
Posts: 5

thanks, I tried that and it did allow me to edit the restrictions. However, they were all numbers like -167 etc rather than 1, 2, 3 etc. So I changed them to 1 as mentioned in the instruction video and now the game doesn't work! arrgh.

20-09-17, 04:08 PM

#299

Craig Forrest ◦
Manager
Programmer
Forum Enforcer
Holy Trinity Member

Join Date: 02-03-12
Location: The Great White North
Posts: 4,502

well something is definitely fucked up..... they should not have been -167..... don't know what to tell you.... maybe re-install and try again?

20-09-17, 05:56 PM

#300

Mark82 ◦
Youth Team Player

Join Date: 19-09-17
Posts: 5

so tried that and they're still weird negative numbers. hmm. how will I recreate my team from 17 years ago with derek boateg scoring 850 goals in 850 games?!

Page 12 of 16 ◀◀ First ◀ ... 2 8 9 10 11 12 13 14 15 16 ▶ Last ▶▶

◀ Game problems | Problem with doble player in squad list ▶

Tags for this Thread

flex editor, k league# restiction
[View Tag Cloud](#)

Posting Permissions

You may not post new threads	BB code is On
You may not post replies	Smilies are On
You may not post attachments	[IMG] code is On
You may not edit your posts	[VIDEO] code is On
	HTML code is Off
	Forum Rules

-- Default Style ▼

[Archive](#) [Web Hosting](#) [Top](#)

All times are GMT +1. The time now is 01:26 PM.

Powered by [vBulletin®](#) Version 4.2.5
Copyright © 2022 vBulletin Solutions Inc. All rights reserved.

© www.champman0102.co.uk



Thread: Flex 2 / JLCollection / JLPatch Queries

Thread Tools

22-09-17, 07:35 AM

#301

saturn
Programmer
VIP

Join Date: 18-03-14
Posts: 1,240

The player restrictions in Flex are intended to be used with a 3.9.68 .exe only, it sounds like you're using it on an unpatched 3.9.60 .exe. Using it on other versions will result in Flex pointing towards parts of the .exe that aren't related to player restrictions, hence the nonsensical -167 values.

23-09-17, 08:59 AM

#302

Mark82
Youth Team Player

Join Date: 19-09-17
Posts: 5

thanks. can you point me to where the 3.9.68 exe is? ta

24-09-17, 03:55 AM

#303

cdewar19
Decent Young Player

Join Date: 07-03-12
Posts: 65

<http://champion0102.co.uk/downloads.php?do=file&id=3>

3.9.68 patch download is available there.

24-09-17, 09:56 AM

#304

Mark82
Youth Team Player

Join Date: 19-09-17
Posts: 5

cheers

02-10-17, 10:36 PM

#305

MrFoo ◦
Reserve Team Player

Join Date: 12-03-12
Posts: 369

Is there anyway of getting a 3.9.60 version to have coloured attributes?

21-10-17, 11:54 PM

#306

zenithclay ◦
Youth Team Player

Join Date: 18-05-12
Posts: 26

After over an hours worth of searching and trying some bits, I'm in need of help please guys! Just downloaded and extracted flex 2. Java is installed and fine, I have given accounts access, and added the java.exe destination to the flex 2 and patch. When I try to load Flex it just says I don't have a GNU public license, any ideas? Apologizes if I've overlooked something simple during all this!!

22-10-17, 08:02 AM

#307

saturn ◦
Programmer
VIP

Join Date: 18-03-14
Posts: 1,240

You've loaded it properly: the list of patch options is in the dropdown menu in the top right hand corner (under the 'x' that closes the program).

22-10-17, 08:37 AM

#308

zenithclay ◦
Youth Team Player

Join Date: 18-05-12
Posts: 26

Ahahahah Thanks Saturn. Clearly age is determined to stay one step stupider than technology today!!🤖

24-10-17, 06:00 PM

#309

marc1986 ◦
Hot Prospect for the Future

Join Date: 20-03-13
Location: Denmark
Posts: 172

Hi
Does anyone know if it's possible changing number of subs in the English Premier to 9 in a save game? Maybe using JL patch?

02-11-17, 10:42 PM

#310

barakkor ◦
Youth Team Player

Join Date: 04-10-17
Posts: 3

Hi there,
I have a question, I'm trying to swap between the greek league and the israeli one.
once i use the swap tools all team are gone when i need to select a team to play with.
do you have an idea why this happens?

06-11-17, 09:05 PM

#311

Yorkshiremale2012 ◦
Youth Team Player

Join Date: 20-03-12
Posts: 8

Flex Problem

I got the Latest Java installed but here saying

Click the image to zoom



tinypic

This image is no longer available.
Visit tinypic.com for more information.

How can I access to GO.BAT PLEASE?

07-11-17, 10:15 AM

#312

Cam F ◊
VIP

Join Date: 03-03-12
Posts: 2,949

And this is to do with 0001?

07-11-17, 04:22 PM

#313

Yorkshiremale2012 ◊
Youth Team Player

Join Date: 20-03-12
Posts: 8

It is Championship manager 01/02 and using Flex(Not Flex 2)

21-11-17, 05:13 PM

#314

Yorkshiremale2012 ◊
Youth Team Player

Join Date: 20-03-12
Posts: 8

Can anyone help me please?

17-04-18, 01:41 PM

#315

godsmack ◊
Youth Team Player

Join Date: 15-06-13
Posts: 5

Flex 2 wont work

i am getting error when try to access cm 0102.exe file that access is denied? please need help

17-04-18, 04:14 PM

#316

evesham ◊
VIP

Join Date: 15-05-12
Posts: 2,379

Try running Flex2 as Administrator and making sure in task manager that cm0102.exe is closed down

03-08-18, 11:05 AM

#317

marc1986 ◊
Hot Prospect for the Future

Join Date: 20-03-13
Location: Denmark
Posts: 172

Hi Lads

18-08-18, 12:52 AM

#318

bno
Youth Team PlayerJoin Date: 16-09-16
Location: Peterborough
Posts: 1

Hi All,

I'm trying to get a game going where everyone has been released. I'm running a clean v3.9.68.

The "Release them all" tool seemed to just error silently and I was unable to start a new game after running it so had to re-install.

I've moved on to Flex 2, I get the following stack trace error when I run the release tool on the main index.dat

Code:

```
java.lang.NullPointerException
    at core.AlphaData.dataMount(AlphaData.java:183)
    at core.AlphaData.getPreferences(AlphaData.java:395)
    at core.AlphaData.<init>(AlphaData.java:156)
    at util.CMUtil.getData(CMUtil.java:38)
    at release.StaffReleaser.main(StaffReleaser.java:188)
    at sun.reflect.NativeMethodAccessorImpl.invoke0(Native Method)
    at sun.reflect.NativeMethodAccessorImpl.invoke(Unknown Source)
    at sun.reflect.DelegatingMethodAccessorImpl.invoke(Unknown Source)
    at java.lang.reflect.Method.invoke(Unknown Source)
    at utils.launch.Config.go(Config.java:80)
    at utils.launch.Launcher$1.actionPerformed(Launcher.java:61)
    at javax.swing.AbstractButton.fireActionPerformed(Unknown Source)
    at javax.swing.AbstractButton$Handler.actionPerformed(Unknown Source)
    at javax.swing.DefaultButtonModel.fireActionPerformed(Unknown Source)
    at javax.swing.DefaultButtonModel.setPressed(Unknown Source)
    at javax.swing.plaf.basic.BasicButtonListener.mouseReleased(Unknown Source)
    at java.awt.Component.processMouseEvent(Unknown Source)
    at javax.swing.JComponent.processMouseEvent(Unknown Source)
    at java.awt.Component.processEvent(Unknown Source)
    at java.awt.Container.processEvent(Unknown Source)
    at java.awt.Component.dispatchEventImpl(Unknown Source)
    at java.awt.Container.dispatchEventImpl(Unknown Source)
    at java.awt.Component.dispatchEvent(Unknown Source)
    at java.awt.LightweightDispatcher.retargetMouseEvent(Unknown Source)
    at java.awt.LightweightDispatcher.processMouseEvent(Unknown Source)
    at java.awt.LightweightDispatcher.dispatchEvent(Unknown Source)
    at java.awt.Container.dispatchEventImpl(Unknown Source)
    at java.awt.Window.dispatchEventImpl(Unknown Source)
    at java.awt.Component.dispatchEvent(Unknown Source)
    at java.awt.EventQueue.dispatchEvent(Unknown Source)
    at java.awt.EventQueue.access$500(Unknown Source)
```

And when I run it against an uncompressed save, the following error

Code:

```
Exception in thread "AWT-EventQueue-0" java.lang.NullPointerException
    at release.ReleasePlayersMode.release(ReleasePlayersMode.java:39)
    at release.StaffReleaser$1.actionPerformed(StaffReleaser.java:134)
    at javax.swing.AbstractButton.fireActionPerformed(Unknown Source)
    at javax.swing.AbstractButton$Handler.actionPerformed(Unknown Source)
    at javax.swing.DefaultButtonModel.fireActionPerformed(Unknown Source)
    at javax.swing.DefaultButtonModel.setPressed(Unknown Source)
    at javax.swing.plaf.basic.BasicButtonListener.mouseReleased(Unknown Source)
    at java.awt.Component.processMouseEvent(Unknown Source)
    at javax.swing.JComponent.processMouseEvent(Unknown Source)
    at java.awt.Component.processEvent(Unknown Source)
    at java.awt.Container.processEvent(Unknown Source)
    at java.awt.Component.dispatchEventImpl(Unknown Source)
    at java.awt.Container.dispatchEventImpl(Unknown Source)
    at java.awt.Component.dispatchEvent(Unknown Source)
    at java.awt.LightweightDispatcher.retargetMouseEvent(Unknown Source)
    at java.awt.LightweightDispatcher.processMouseEvent(Unknown Source)
    at java.awt.LightweightDispatcher.dispatchEvent(Unknown Source)
    at java.awt.Container.dispatchEventImpl(Unknown Source)
    at java.awt.Window.dispatchEventImpl(Unknown Source)
    at java.awt.Component.dispatchEvent(Unknown Source)
    at java.awt.EventQueue.dispatchEvent(Unknown Source)
    at java.awt.EventQueue.access$500(Unknown Source)
    at java.awt.EventQueue$3.run(Unknown Source)
    at java.awt.EventQueue$3.run(Unknown Source)
    at java.security.AccessController.doPrivileged(Native Method)
    at java.security.ProtectionDomain$JavaSecurityAccessImpl.doIntersectionPrivilege(Unknown Source)
    at java.security.ProtectionDomain$JavaSecurityAccessImpl.doIntersectionPrivilege(Unknown Source)
    at java.awt.EventQueue$4.run(Unknown Source)
    at java.awt.EventQueue$4.run(Unknown Source)
    at java.security.AccessController.doPrivileged(Native Method)
    at java.security.ProtectionDomain$JavaSecurityAccessImpl.doIntersectionPrivilege(Unknown Source)
```

Has anyone else experienced these errors before and found a way round them? Or has a different method for starting a game with everybody as a free agent (staff would be a bonus but not essential)

Thanks

30-08-18, 09:32 AM

#319

kapiten22
Youth Team PlayerJoin Date: 31-07-18
Posts: 5

Flex 2, release them all

So, my favorite things in the world are fantasy leagues and cm0102.

Release them all is the amazing way to blend those two. But, of course something you want so bad can't be easy. When I install everything, game, official patch and march 2018 update, everything works fine.

-If I implement release them all: zaire, on the index.dat, every single club in the world has such a low wage budget, nobody can be signed. Club's balances are fine, budgets also, but wage budget almost doesn't exist.

-If I implement release them all: zaire, on .sav file, after every single click on a player I get that database cpp 17something error, also, players think they are at their old club, and don't to sign for nobody.

-If I implement release them all: zaire without the march 2018 update, I get the same two cases as I already listed above, so the data update is not an issue here.

Please help me 🙄

30-08-18, 10:21 AM

#320

Dermotron ◦
Sir Mergements
Director
Manager
VIP
Captain

Join Date: 15-12-11
Location: Your Mother
Posts: 29,995

Just use the regular release them all tool

<https://champman0102.co.uk/downloads.php?do=file&id=275>

The only way around the wage cap issue is to add one player to each club with an estimated max wage, then all free players will be within range

Champman0102.co.uk Facebook Page
13000 followers and rising

November 2020 Data Update Out Now

30-08-18, 10:41 AM

#321

kapiten22 ◦
Youth Team Player

Join Date: 31-07-18
Posts: 5

Regular tool never seemed to work, whatever I tried. Do you think it's maybe due to a 3.9 patch?

04-10-18, 10:15 AM

#322

nike ◦
Youth Team Player

Join Date: 04-03-12
Posts: 23

Flex 2 error

Hello, I try to use it but I have an error message

- - - Updated - - -



07-10-18, 08:44 PM

#323

Redknapp69 ◦
Member of the Month
Social Media Mod

Join Date: 03-03-12
Posts: 28,262

what error?

Someone may then be able to help

13-10-18, 09:52 AM

#324

jimmyt77 ◦

Hi there

Hoping somebody may be able to help me here. I am trying to run the Regen Cheat from Flex 2, I used to use this many years ago with no issues, but now it wont work on my new PC and a fresh install of everything. When I try to generate the gpf2 file I get the following error:

```
No .gpf2 file found, creating file.
java.io.IOException: Access is denied
at java.io.WinNTFileSystem.createFileExclusively(Native Method)
at java.io.File.createNewFile(Unknown Source)
at gpf3.RegenCheat.generateGPF2File(RegenCheat.java:120)
at gpf3.RegenCheat.go(RegenCheat.java:78)
at gpf3.RegenCheat.main(RegenCheat.java:46)
at sun.reflect.NativeMethodAccessorImpl.invoke0(Native Method)
at sun.reflect.NativeMethodAccessorImpl.invoke(Unknown Source)
at sun.reflect.DelegatingMethodAccessorImpl.invoke(Unknown Source)
at java.lang.reflect.Method.invoke(Unknown Source)
at utils.launch.Config.go(Config.java:80)
at utils.launch.Launcher$1.actionPerformed(Launcher.java:61)
at javax.swing.AbstractButton.fireActionPerformed(Unknown Source)
at javax.swing.AbstractButton$Handler.actionPerformed(Unknown Source)
at javax.swing.DefaultButtonModel.fireActionPerformed(Unknown Source)
at javax.swing.DefaultButtonModel.setPressed(Unknown Source)
at javax.swing.plaf.basic.BasicButtonListener.mouseReleased(Unknown Source)
at java.awt.Component.processMouseEvent(Unknown Source)
at javax.swing.JComponent.processMouseEvent(Unknown Source)
at java.awt.Component.processEvent(Unknown Source)
at java.awt.Container.processEvent(Unknown Source)
at java.awt.Component.dispatchEventImpl(Unknown Source)
at java.awt.Container.dispatchEventImpl(Unknown Source)
at java.awt.Component.dispatchEvent(Unknown Source)
at java.awt.LightweightDispatcher.retargetMouseEvent(Unknown Source)
at java.awt.LightweightDispatcher.processMouseEvent(Unknown Source)
at java.awt.LightweightDispatcher.dispatchEvent(Unknown Source)
at java.awt.Container.dispatchEventImpl(Unknown Source)
at java.awt.Window.dispatchEventImpl(Unknown Source)
at java.awt.Component.dispatchEvent(Unknown Source)
at java.awt.EventQueue.dispatchEventImpl(Unknown Source)
at java.awt.EventQueue.access$500(Unknown Source)
at java.awt.EventQueue$3.run(Unknown Source)
at java.awt.EventQueue$3.run(Unknown Source)
at java.security.AccessController.doPrivileged(Native Method)
at java.security.ProtectionDomain$JavaSecurityAccessImpl.doIntersectionPrivilege(Unknown Source)
at java.security.ProtectionDomain$JavaSecurityAccessImpl.doIntersectionPrivilege(Unknown Source)
at java.awt.EventQueue$4.run(Unknown Source)
at java.awt.EventQueue$4.run(Unknown Source)
at java.security.AccessController.doPrivileged(Native Method)
at java.security.ProtectionDomain$JavaSecurityAccessImpl.doIntersectionPrivilege(Unknown Source)
at java.awt.EventQueue.dispatchEvent(Unknown Source)
at java.awt.EventDispatchThread.pumpOneEventForFilters(Unknown Source)
at java.awt.EventDispatchThread.pumpEventsForFilter(Unknown Source)
at java.awt.EventDispatchThread.pumpEventsForHierarchy(Unknown Source)
at java.awt.EventDispatchThread.pumpEvents(Unknown Source)
at java.awt.EventDispatchThread.pumpEvents(Unknown Source)
at java.awt.EventDispatchThread.run(Unknown Source)
```

```
C:\Users\James\Desktop\CM Stuff\Flex 2\Flex 2>PAUSE
Press any key to continue . . .
```

I have tried running Flex as admin and then it doesn't even open and I get the following error:

```
C:\WINDOWS\system32>java -cp ".\libs/*;./config/" utils.launch.Launcher alpha.xml
Error: Could not find or load main class utils.launch.Launcher
```

```
C:\WINDOWS\system32>PAUSE
Press any key to continue . . .
```

I have checked the cm0102.exe and it isn't set to read only.

Any help is greatly appreciated.

Cheers

13-10-18, 11:36 AM

#325

Dermotron ◊
Sir Mergements
Director
Manager
VIP
Captain

Join Date: 15-12-11
 Location: Your Mother
 Posts: 29,995

Right click on your whole CM folder, Properties, Security, Edit, change Users to full control, ok/save. Run the program again

« Game problems | Problem with doble player in squad list »

Tags for this Thread

flex editor, k league# restiction
[View Tag Cloud](#)

Posting Permissions

You may not post new threads	BB code is On
You may not post replies	Smilies are On
You may not post attachments	[IMG] code is On
You may not edit your posts	[VIDEO] code is On
	HTML code is Off
	Forum Rules

-- Default Style

[Archive](#) [Web Hosting](#) [Top](#)

All times are GMT +1. The time now is 01:27 PM.

Powered by [vBulletin®](#) Version 4.2.5
Copyright © 2022 vBulletin Solutions Inc. All rights reserved.

© www.champman0102.co.uk

**Thread: Flex 2 / JLCollection / JLPatch Queries**

Thread Tools

13-10-18, 12:03 PM

#326

jimmyt77
Youth Team PlayerJoin Date: 13-10-18
Posts: 7

Many thanks for the swift response, I tried your suggestion but am still getting the same error.

The CM 0102 folder is showing as Read Only and when I click it off in properties it just reverts back and puts it back on. Could this be anything to do with the issue?

I just tried running the restrictions editor and had the same issue 😞

Cheers.

Last edited by jimmyt77; 13-10-18 at 12:21 PM.

13-10-18, 01:49 PM

#327

jimmyt77
Youth Team PlayerJoin Date: 13-10-18
Posts: 7

Managed to solve the problem. I moved the CM 0102 folder to desktop and the folder then became writable for some reason.....

02-11-18, 02:33 PM

#328

JRAJ1988
Youth Team PlayerJoin Date: 14-06-14
Posts: 28**Flex editor download link**

Hello 😊, I really don't know what forum to post this question in. Apologies in advance.

I went to download JL's Flex editor and the link via sendspace has expired.

02-11-18, 02:35 PM

#329

Dermotron
Sir Mergements
Director
Manager
VIP
CaptainJoin Date: 15-12-11
Location: Your Mother
Posts: 29,995

It's part of the file in this link <https://champman0102.co.uk/downloads.php?do=file&id=201>

November 2020 Data Update Out Now

02-11-18, 02:38 PM

#330

JRAJ1988 ◦
Youth Team Player

Join Date: 14-06-14
Posts: 28

Thank you for your help!! 😊

04-11-18, 10:50 PM

#331

jimmyt77 ◦
Youth Team Player

Join Date: 13-10-18
Posts: 7

Hello all, I have been running the regen cheat from Flex for some time with no problems, but am now getting the following error:

```
Save game edited.
java.lang.OutOfMemoryError: Java heap space
at java.nio.HeapByteBuffer.<init>(Unknown Source)
at java.nio.ByteBuffer.allocate(Unknown Source)
at core.IndexedFile.getBytesBuffer(IndexedFile.java:13 5)
at core.AlphaSave.save(AlphaSave.java:591)
at gpf3.RegenCheat.go(RegenCheat.java:73)
at gpf3.RegenCheat.main(RegenCheat.java:46)
at sun.reflect.NativeMethodAccessorImpl.invoke0(Native Method)
at sun.reflect.NativeMethodAccessorImpl.invoke(Unknown Source)
at sun.reflect.DelegatingMethodAccessorImpl.invoke(Unknown Source)
at java.lang.reflect.Method.invoke(Unknown Source)
at utils.launch.Config.go(Config.java:80)
at utils.launch.Launcher$1.actionPerformed(Launcher.java:61)
at javax.swing.AbstractButton.fireActionPerformed(Unknown Source)
at javax.swing.AbstractButton$Handler.actionPerformed(Unknown Source)
at javax.swing.DefaultButtonModel.fireActionPerformed(Unknown Source)
at javax.swing.DefaultButtonModel.setPressed(Unknown Source)
at javax.swing.plaf.basic.BasicButtonListener.mouseReleased(Unknown Source)
at java.awt.Component.processMouseEvent(Unknown Source)
at javax.swing.JComponent.processMouseEvent(Unknown Source)
at java.awt.Component.processEvent(Unknown Source)
at java.awt.Container.processEvent(Unknown Source)
at java.awt.Component.dispatchEventImpl(Unknown Source)
at java.awt.Container.dispatchEventImpl(Unknown Source)
at java.awt.Component.dispatchEvent(Unknown Source)
at java.awt.LightweightDispatcher.retargetMouseEvent(Unknown Source)
at java.awt.LightweightDispatcher.processMouseEvent(Unknown Source)
at java.awt.LightweightDispatcher.dispatchEvent(Unknown Source)
at java.awt.Container.dispatchEventImpl(Unknown Source)
at java.awt.Window.dispatchEventImpl(Unknown Source)
at java.awt.Component.dispatchEvent(Unknown Source)
at java.awt.EventQueue.dispatchEvent(Unknown Source)
at java.awt.EventQueue.access$500(Unknown Source)
```

The resulting save game is then corrupted. Luckily I made a back-up.....

Any help is much appreciated.

Cheers

05-11-18, 11:15 AM

#332

Dermotron ◦
Sir Mergements
Director
Manager
VIP
Captain

Join Date: 15-12-11
Location: Your Mother
Posts: 29,995

What change are you trying to make? Editing save games is risky at best

November 2020 Data Update Out Now

06-11-18, 05:58 PM

#333

I'm trying to use the Regen cheat where it renames all generated players with their original name. I'm getting the same error message when I try to use the generated player finder as well which doesn't even try to edit a saved game.....

06-11-18, 06:47 PM

#334

MadScientist ◦
Director

Join Date: 26-09-18
Location: Brazil
Posts: 882

Originally Posted by jimmyt77

I'm trying to use the Regen cheat where it renames all generated players with their original name. I'm getting the same error message when I try to use the generated player finder as well which doesn't even try to edit a saved game.....

The cheat app reached java heap space limit. . Increase java heap size and that should work:
<https://m.wikihow.com/Increase-Java-Memory-in-Windows-7>

Whats the size of the savegame file?.
Whats ram of your computer?
Can you paste the error message of the generated player finder whih dont edit savegame?

Last edited by MadScientist; 06-11-18 at 09:32 PM.

07-11-18, 10:06 AM

#335

jimmyt77 ◦
Youth Team Player

Join Date: 13-10-18
Posts: 7

Originally Posted by MadScientist

*The cheat app reached java heap space limit. . Increase java heap size and that should work:
<https://m.wikihow.com/Increase-Java-Memory-in-Windows-7>*

*Whats the size of the savegame file?.
Whats ram of your computer?
Can you paste the error message of the generated player finder whih dont edit savegame?*

Thanks for trying to help here.

I tried increasing the heap space limit - no joy

Save Game - 232MB
Computer Ram - 16GB
Generated Player finder message is the same as previously posted.

07-11-18, 01:40 PM

#336

MadScientist ◦
Director

Join Date: 26-09-18
Location: Brazil
Posts: 882

Originally Posted by jimmyt77

Thanks for trying to help here.

I tried increasing the heap space limit - no joy

*Save Game - 232MB
Computer Ram - 16GB
Generated Player finder message is the same as previously posted.*

There should be a difference between messages. Or gpf is trying to edit the save too. Because previous post message from cheat app shows its editing the save.

21-02-19, 02:56 PM

#337

footballer ◦
Youth Team Player

Join Date: 21-02-19
Posts: 48

Hi,

Just wondering, should the Flex 2 tool work on a database that is 3.9.68T? Have tried to change the money for Italian competitions and now the game keeps crashing when starting a new game. Have I entered incorrect values? (Have tried everything from 1000 - 20,000,000).

Thanks for any help with this.

25-07-19, 02:12 PM

#338

ruisantos1979 ◊
Youth Team Player

Join Date: 23-07-19
Posts: 1

Flex Editor Won't open for Player Restrictions (remove)

i cant enter in the Flex "remove player restrictions" on my pc...
It opens the software...i put the path (cm0102.exe) then...nothing....nothing happens

Any Idea to solve this ?

Regards

12-10-19, 12:20 AM

#339

marc1986 ◊
Hot Prospect for the Future

Join Date: 20-03-13
Location: Denmark
Posts: 172

I cannot get this to work, usually it works like a charm. It opens the program fine, but as soon as i make changes this turns up. what am i doing wrong? please help ..

```
at java.awt.LightweightDispatcher.retargetMouseEvent(Unknown Source)
at java.awt.LightweightDispatcher.processMouseEvent(Unknown Source)
at java.awt.LightweightDispatcher.dispatchEvent(Unknown Source)
at java.awt.Container.dispatchEventImpl(Unknown Source)
at java.awt.Window.dispatchEventImpl(Unknown Source)
at java.awt.Component.dispatchEvent(Unknown Source)
at java.awt.EventQueue.dispatchEventImpl(Unknown Source)
at java.awt.EventQueue.access$500(Unknown Source)
at java.awt.EventQueue$3.run(Unknown Source)
at java.awt.EventQueue$3.run(Unknown Source)
at java.security.AccessController.doPrivileged(Native Method)
at java.security.ProtectionDomain$JavaSecurityAccessImpl.doIntersectionP
rivilige(Unknown Source)
at java.security.ProtectionDomain$JavaSecurityAccessImpl.doIntersectionP
rivilige(Unknown Source)
at java.awt.EventQueue$4.run(Unknown Source)
at java.awt.EventQueue$4.run(Unknown Source)
at java.security.AccessController.doPrivileged(Native Method)
at java.security.ProtectionDomain$JavaSecurityAccessImpl.doIntersectionP
rivilige(Unknown Source)
at java.awt.EventQueue.dispatchEvent(Unknown Source)
at java.awt.EventDispatchThread.pumpOneEventForFilters(Unknown Source)
at java.awt.EventDispatchThread.pumpEventsForFilter(Unknown Source)
at java.awt.EventDispatchThread.pumpEventsForHierarchy(Unknown Source)
at java.awt.EventDispatchThread.pumpEvents(Unknown Source)
at java.awt.EventDispatchThread.pumpEvents(Unknown Source)
at java.awt.EventDispatchThread.run(Unknown Source)

C:\Program Files (x86)\FLEX2\Flex 2>PAUSE
Press any key to continue . . .
```

[free image upload hosting](#)

21-10-19, 06:24 AM

#340

marc1986 ◊
Hot Prospect for the Future

Join Date: 20-03-13
Location: Denmark
Posts: 172

Hello

is it possible to get the .patch files from Flex 2 or patch files made with "fc /b cm0102_original.exe cm0102_patched.exe > newpatch.patch" ?

I badly need the number of subs and stadium limits patch files (or codes).

I am not very good with tech, so please help 😊

17-12-19, 02:47 PM

#341

Ale86 ◊
Youth Team Player

Join Date: 01-08-19
Posts: 16

Problem with download FLEX

I downloaded recently file FLEX and when I start it, I see this.

how can i solve? I thought the Java problem too recent
I downloaded java 6, but doesn't work
send attachment.

I hope I was clear.

17-12-19, 05:09 PM

#342

MadScientist ◦
Director

Join Date: 26-09-18
Location: Brazil
Posts: 882

Originally Posted by **Ale86** ◻

I downloaded recently file FLEX and when I start it, I see this.

*how can i solve? I thought the Java problem too recent
I downloaded java 6, but doesn't work
send attachment.*

I hope I was clear.

What do you see? Your images arent appearing

17-12-19, 05:22 PM

#343

Ale86 ◦
Youth Team Player

Join Date: 01-08-19
Posts: 16

I can't send image

I copy what I see

```
C:\Users\BANCO\Downloads\2012-06-02\2012-06-02>java -cp ".;/libs/*" -XX:+UseParallelGC com.sadimgnik.launch.RunZLauncher  
swing.txt properties  
Log enabled
```

```
Logging to: C:\Users\BANCO\Downloads\2012-06-02\2012-06-02\log.txt  
java.io.FileNotFoundException: C:\Program Files (x86)\Championship Manager 01-02\cm0102.exe (Accesso negato)  
at java.io.RandomAccessFile.open0(Native Method)  
at java.io.RandomAccessFile.open(Unknown Source)  
at java.io.RandomAccessFile.<init>(Unknown Source)  
at com.sadimgnik.io.LittleEndianRAF.<init>(LittleEndianRAF.java:64)  
at com.sadimgnik.io.LittleEndianRAF.<init>(LittleEndianRAF.java:59)  
at com.sadimgnik.io.LittleEndianRAF.<init>(LittleEndianRAF.java:49)  
at sandbox.flex.FlexEditorModel.<init>(FlexEditorModel.java:22)  
at sandbox.flex.FlexFileEditorControllerFactory.build(FlexFileEditorControllerFactory.java:23)  
at com.sadimgnik.launch.Setup$2.actionPerformed(Setup.java:69)  
at javax.swing.AbstractButton.fireActionPerformed(Unknown Source)  
at javax.swing.AbstractButton$Handler.actionPerformed(Unknown Source)  
at javax.swing.DefaultButtonModel.fireActionPerformed(Unknown Source)  
at javax.swing.DefaultButtonModel.setPressed(Unknown Source)  
at javax.swing.plaf.basic.BasicButtonListener.mouseReleased(Unknown Source)  
at java.awt.Component.processMouseEvent(Unknown Source)  
at javax.swing.JComponent.processMouseEvent(Unknown Source)  
at java.awt.Component.processEvent(Unknown Source)  
at java.awt.Container.processEvent(Unknown Source)  
at java.awt.Component.dispatchEventImpl(Unknown Source)  
at java.awt.Container.dispatchEventImpl(Unknown Source)  
at java.awt.Component.dispatchEvent(Unknown Source)  
at java.awt.LightweightDispatcher.retargetMouseEvent(Unknown Source)  
at java.awt.LightweightDispatcher.processMouseEvent(Unknown Source)  
at java.awt.LightweightDispatcher.dispatchEvent(Unknown Source)  
at java.awt.Container.dispatchEventImpl(Unknown Source)  
at java.awt.Window.dispatchEventImpl(Unknown Source)  
at java.awt.Component.dispatchEvent(Unknown Source)  
at java.awt.EventQueue.dispatchEventImpl(Unknown Source)  
at java.awt.EventQueue.access$500(Unknown Source)  
at java.awt.EventQueue$3.run(Unknown Source)  
at java.awt.EventQueue$3.run(Unknown Source)  
at java.security.AccessController.doPrivileged(Native Method)  
at java.security.ProtectionDomain$JavaSecurityAccessImpl.doIntersectionPrivilege(Unknown Source)  
at java.security.ProtectionDomain$JavaSecurityAccessImpl.doIntersectionPrivilege(Unknown Source)  
at java.awt.EventQueue$4.run(Unknown Source)  
at java.awt.EventQueue$4.run(Unknown Source)
```

```

at java.security.AccessController.doPrivileged(Native Method)
at java.security.ProtectionDomain$JavaSecurityAccessImpl.doIntersectionPrivilege(Unknown Source)
at java.awt.EventQueue.dispatchEvent(Unknown Source)
at java.awt.EventDispatchThread.pumpOneEventForFilters(Unknown Source)
at java.awt.EventDispatchThread.pumpEventsForFilter(Unknown Source)
at java.awt.EventDispatchThread.pumpEventsForFilter(Unknown Source)
at java.awt.WaitDispatchSupport$2.run(Unknown Source)
at java.awt.WaitDispatchSupport$4.run(Unknown Source)
at java.awt.WaitDispatchSupport$4.run(Unknown Source)
at java.security.AccessController.doPrivileged(Native Method)
at java.awt.WaitDispatchSupport.enter(Unknown Source)
at java.awt.Dialog.show(Unknown Source)
at java.awt.Component.show(Unknown Source)
at java.awt.Component.setVisible(Unknown Source)
at java.awt.Window.setVisible(Unknown Source)
at java.awt.Dialog.setVisible(Unknown Source)
at com.sadimgnik.launch.Setup.show(Setup.java:97)
at sandbox.flex.RestrictionsLauncher.main(RestrictionsLauncher.java:41)
at com.sadimgnik.launch.RunZLauncher.launch(RunZLauncher.java:195)
at com.sadimgnik.launch.RunZLauncher.access$4(RunZLauncher.java:190)
at com.sadimgnik.launch.RunZLauncher$2.actionPerformed(RunZLauncher.java:180)
at javax.swing.AbstractButton.fireActionPerformed(Unknown Source)
at javax.swing.AbstractButton$Handler.actionPerformed(Unknown Source)
at javax.swing.DefaultButtonModel.fireActionPerformed(Unknown Source)
at javax.swing.DefaultButtonModel.setPressed(Unknown Source)
at javax.swing.plaf.basic.BasicButtonListener.mouseReleased(Unknown Source)
at java.awt.Component.processMouseEvent(Unknown Source)
at javax.swing.JComponent.processMouseEvent(Unknown Source)
at java.awt.Component.processEvent(Unknown Source)
at java.awt.Container.processEvent(Unknown Source)
at java.awt.Component.dispatchEventImpl(Unknown Source)
at java.awt.Container.dispatchEventImpl(Unknown Source)
at java.awt.Component.dispatchEvent(Unknown Source)
at java.awt.LightweightDispatcher.retargetMouseEvent(Unknown Source)
at java.awt.LightweightDispatcher.processMouseEvent(Unknown Source)
at java.awt.LightweightDispatcher.dispatchEvent(Unknown Source)
at java.awt.Container.dispatchEventImpl(Unknown Source)
at java.awt.Window.dispatchEventImpl(Unknown Source)
at java.awt.Component.dispatchEvent(Unknown Source)
at java.awt.EventQueue.dispatchEvent(Unknown Source)
at java.awt.EventQueue.access$500(Unknown Source)
at java.awt.EventQueue$3.run(Unknown Source)
at java.awt.EventQueue$3.run(Unknown Source)
at java.security.AccessController.doPrivileged(Native Method)
at java.security.ProtectionDomain$JavaSecurityAccessImpl.doIntersectionPrivilege(Unknown Source)
at java.security.ProtectionDomain$JavaSecurityAccessImpl.doIntersectionPrivilege(Unknown Source)
at java.awt.EventQueue$4.run(Unknown Source)
at java.awt.EventQueue$4.run(Unknown Source)
at java.security.AccessController.doPrivileged(Native Method)
at java.security.ProtectionDomain$JavaSecurityAccessImpl.doIntersectionPrivilege(Unknown Source)
at java.awt.EventQueue.dispatchEvent(Unknown Source)
at java.awt.EventDispatchThread.pumpOneEventForFilters(Unknown Source)
at java.awt.EventDispatchThread.pumpEventsForFilter(Unknown Source)
at java.awt.EventDispatchThread.pumpEventsForHierarchy(Unknown Source)
at java.awt.EventDispatchThread.pumpEvents(Unknown Source)
at java.awt.EventDispatchThread.pumpEvents(Unknown Source)
at java.awt.EventDispatchThread.run(Unknown Source)

```

C:\Users\BANCO\Downloads\2012-06-02\2012-06-02>PAUSE
 Premere un tasto per continuare . . .

17-12-19, 05:23 PM #344

Ale86 ◦
 Youth Team Player

Join Date: 01-08-19
 Posts: 16

I'm at work pc, but on my home pc it's the same thing

17-12-19, 05:27 PM #345

Dermotron ◦
 Sir Mergements
 Director
 Manager
 VIP
 Captain

Join Date: 15-12-11
 Location: Your Mother
 Posts: 29,995

Try this

Originally Posted by **Dermotron** ◦

Right click on your whole CM folder; Properties, Security, Edit, change Users to full control, ok/save. Run the program again

17-12-19, 05:48 PM

#346

Ale86 ◦
Youth Team Player

Join Date: 01-08-19
Posts: 16

is the 3.9.60 patch okay or should I download 3.9.68?

17-12-19, 05:54 PM

#347

Dermotron ◦
Sir Mergements
Director
Manager
VIP
Captain

Join Date: 15-12-11
Location: Your Mother
Posts: 29,995

I've never tried to use Flex 2 on 3.9.60 so I couldn't advise either way

18-12-19, 10:00 AM

#348

Ale86 ◦
Youth Team Player

Join Date: 01-08-19
Posts: 16

sorry if I write again

I made some edits in the editor with version 3.9.60
if I install patch 3.9.68
lost the changes done previously?

thanks

18-12-19, 10:02 AM

#349

Dermotron ◦
Sir Mergements
Director
Manager
VIP
Captain

Join Date: 15-12-11
Location: Your Mother
Posts: 29,995

yes

18-12-19, 10:35 AM

#350

Ale86 ◦
Youth Team Player

Join Date: 01-08-19
Posts: 16

if I make a copy before the file editor and then replace it once the patch is installed, is it possible to keep the saves?

Tags for this Thread

flex editor, k league# restiction
[View Tag Cloud](#)

Posting Permissions

You may not post new threads	BB code is On
You may not post replies	Smilies are On
You may not post attachments	[IMG] code is On
You may not edit your posts	[VIDEO] code is On
	HTML code is Off
	Forum Rules

-- Default Style

[Archive](#) [Web Hosting](#) [Top](#)

All times are GMT +1. The time now is 01:27 PM.

Powered by [vBulletin®](#) Version 4.2.5
Copyright © 2022 vBulletin Solutions Inc. All rights reserved.

© www.champman0102.co.uk



Thread: Flex 2 / JLCollection / JLPatch Queries

Thread Tools

26-03-20, 11:10 AM

#351

staman
 Youth Team Player

 Join Date: 10-07-19
 Posts: 1

```
C:\Users\BANCO\Downloads\2012-06-02\2012-06-02>java -cp ".;./libs/*" -
XX:+UseParallelGC com.sadimgnik.launch.RunZLauncher swing.txt properties
Log enabled
Logging to: C:\Users\BANCO\Downloads\2012-06-02\2012-06-02\log.txt
java.io.FileNotFoundException: C:\Program Files (x86)\Championship Manager 01-
02\cm0102.exe (Accesso negato)
at java.io.RandomAccessFile.open0(Native Method)
at java.io.RandomAccessFile.open(Unknown Source)
at java.io.RandomAccessFile.<init>(Unknown Source)
at com.sadimgnik.io.LittleEndianRAF.<init>(LittleEndi anRAF.java:64)
at com.sadimgnik.io.LittleEndianRAF.<init>(LittleEndi anRAF.java:59)
at com.sadimgnik.io.LittleEndianRAF.<init>(LittleEndi anRAF.java:49)
at sandbox.flex.FlexEditorModel.<init>(FlexEditorMode l.java:22)
at sandbox.flex.FlexFileEditorControllerFactory.build
(FlexFileEditorControllerFactory.java:23)
at com.sadimgnik.launch.Setup$2.actionPerformed(Setup .java:69)
at javax.swing.AbstractButton.fireActionPerformed(Unk nown Source)
at javax.swing.AbstractButton$Handler.actionPerformed (Unknown Source)
at javax.swing.DefaultButtonModel.fireActionPerformed (Unknown Source)
at javax.swing.DefaultButtonModel.setPressed(Unknown Source)
at javax.swing.plaf.basic.BasicButtonListener.mouseRe leased(Unknown Source)
at java.awt.Component.processMouseEvent(Unknown Source)
at javax.swing.JComponent.processMouseEvent(Unknown Source)
at java.awt.Component.processEvent(Unknown Source)
at java.awt.Container.processEvent(Unknown Source)
at java.awt.Component.dispatchEventImpl(Unknown Source)
at java.awt.Container.dispatchEventImpl(Unknown Source)
at java.awt.Component.dispatchEvent(Unknown Source)
at java.awt.LightweightDispatcher.retargetMouseEvent( Unknown Source)
at java.awt.LightweightDispatcher.processMouseEvent(U nknown Source)
at java.awt.LightweightDispatcher.dispatchEvent(Unkno wn Source)
at java.awt.Container.dispatchEventImpl(Unknown Source)
at java.awt.Window.dispatchEventImpl(Unknown Source)
at java.awt.Component.dispatchEvent(Unknown Source)
at java.awt.EventQueue.dispatchEventImpl(Unknown Source)
at java.awt.EventQueue.access$500(Unknown Source)
at java.awt.EventQueue$3.run(Unknown Source)
at java.awt.EventQueue$3.run(Unknown Source)
at java.security.AccessController.doPrivileged(Native Method)
at java.security.ProtectionDomain$JavaSecurityAccessI
mpl.doIntersectionPrivilege(Unknown Source)
at java.security.ProtectionDomain$JavaSecurityAccessI
mpl.doIntersectionPrivilege(Unknown Source)
at java.awt.EventQueue$4.run(Unknown Source)
at java.awt.EventQueue$4.run(Unknown Source)
at java.security.AccessController.doPrivileged(Native Method)
at java.security.ProtectionDomain$JavaSecurityAccessI
mpl.doIntersectionPrivilege(Unknown Source)
at java.awt.EventQueue.dispatchEvent(Unknown Source)
at java.awt.EventDispatchThread.pumpOneEventForFilter s(Unknown Source)
at java.awt.EventDispatchThread.pumpEventsForFilter(U nknown Source)
at java.awt.EventDispatchThread.pumpEventsForFilter(U nknown Source)
at java.awt.WaitDispatchSupport$2.run(Unknown Source)
at java.awt.WaitDispatchSupport$4.run(Unknown Source)
at java.awt.WaitDispatchSupport$4.run(Unknown Source)
at java.security.AccessController.doPrivileged(Native Method)
at java.awt.WaitDispatchSupport.enter(Unknown Source)
```

```

at java.awt.Dialog.show(Unknown Source)
at java.awt.Component.show(Unknown Source)
at java.awt.Component.setVisible(Unknown Source)
at java.awt.Window.setVisible(Unknown Source)
at java.awt.Dialog.setVisible(Unknown Source)
at com.sadimgnik.launch.Setup.show(Setup.java:97)
at sandbox.flex.RestrictionsLauncher.main(Restriction sLauncher.java:41)
at com.sadimgnik.launch.RunZLauncher.launch(RunZLaunc her.java:195)
at com.sadimgnik.launch.RunZLauncher.access$4(RunZLau ncher.java:190)
at com.sadimgnik.launch.RunZLauncher$2.actionPerforme d(RunZLauncher.java:180)
at javax.swing.AbstractButton.fireActionPerformed(Unk nown Source)
at javax.swing.AbstractButton$Handler.actionPerformed (Unknown Source)
at javax.swing.DefaultButtonModel.fireActionPerformed (Unknown Source)
at javax.swing.DefaultButtonModel.setPressed(Unknown Source)
at javax.swing.plaf.basic.BasicButtonListener.mouseRe leased(Unknown Source)
at java.awt.Component.processMouseEvent(Unknown Source)
at javax.swing.JComponent.processMouseEvent(Unknown Source)
at java.awt.Component.processEvent(Unknown Source)
at java.awt.Container.processEvent(Unknown Source)
at java.awt.Component.dispatchEventImpl(Unknown Source)
at java.awt.Container.dispatchEventImpl(Unknown Source)
at java.awt.Component.dispatchEvent(Unknown Source)
at java.awt.LightweightDispatcher.retargetMouseEvent( Unknown Source)
at java.awt.LightweightDispatcher.processMouseEvent(U nknown Source)
at java.awt.LightweightDispatcher.dispatchEvent(Unkno wn Source)
at java.awt.Container.dispatchEventImpl(Unknown Source)
at java.awt.Window.dispatchEventImpl(Unknown Source)
at java.awt.Component.dispatchEvent(Unknown Source)
at java.awt.EventQueue.dispatchEventImpl(Unknown Source)
at java.awt.EventQueue.access$500(Unknown Source)
at java.awt.EventQueue$3.run(Unknown Source)
at java.awt.EventQueue$3.run(Unknown Source)
at java.security.AccessController.doPrivileged(Native Method)
at java.security.ProtectionDomain$JavaSecurityAccessI mpl.doIntersectionPrivilege(Unknown Source)
at java.security.ProtectionDomain$JavaSecurityAccessI mpl.doIntersectionPrivilege(Unknown Source)
at java.awt.EventQueue$4.run(Unknown Source)
at java.awt.EventQueue$4.run(Unknown Source)
at java.security.AccessController.doPrivileged(Native Method)
at java.security.ProtectionDomain$JavaSecurityAccessI mpl.doIntersectionPrivilege(Unknown Source)
at java.awt.EventQueue.dispatchEvent(Unknown Source)
at java.awt.EventDispatchThread.pumpOneEventForFilter s(Unknown Source)
at java.awt.EventDispatchThread.pumpEventsForFilter(U nknown Source)
at java.awt.EventDispatchThread.pumpEventsForHierarch y(Unknown Source)
at java.awt.EventDispatchThread.pumpEvents(Unknown Source)
at java.awt.EventDispatchThread.pumpEvents(Unknown Source)
at java.awt.EventDispatchThread.run(Unknown Source)

```

C:\Users\BANCO\Downloads\2012-06-02\2012-06-02>PAUSE
Premere un tasto per continuare . . .

i see this when i try to open the registration editor.
Could anybody help me?

28-03-20, 06:26 PM

#352

MadScientist ◦
Director

Join Date: 26-09-18
Location: Brazil
Posts: 882

Originally Posted by **staman**

```

C:\Users\BANCO\Downloads\2012-06-02\2012-06-02>java -cp ".;./libs/*" -XX:+UseParallelGC com.sadimgnik.launch.RunZLauncher swing.txt
properties
Log enabled
Logging to: C:\Users\BANCO\Downloads\2012-06-02\2012-06-02\log.txt
java.io.FileNotFoundException: C:\Program Files (x86)\Championship Manager 01-02\cm0102.exe (Accesso negato)
at java.io.RandomAccessFile.open0(Native Method)
at java.io.RandomAccessFile.open(Unknown Source)
at java.io.RandomAccessFile.<init>(Unknown Source)
at com.sadimgnik.io.LittleEndianRAF.<init>(LittleEndi anRAF.java:64)
at com.sadimgnik.io.LittleEndianRAF.<init>(LittleEndi anRAF.java:59)
at com.sadimgnik.io.LittleEndianRAF.<init>(LittleEndi anRAF.java:49)
at sandbox.flex.FlexEditorModel.<init>(FlexEditorMode l.java:22)
at sandbox.flex.FlexFileEditorControllerFactory.build (FlexFileEditorControllerFactory.java:23)
at com.sadimgnik.launch.Setup$2.actionPerformed(Setup .java:69)
at javax.swing.AbstractButton.fireActionPerformed(Unk nown Source)
at javax.swing.AbstractButton$Handler.actionPerformed (Unknown Source)
at javax.swing.DefaultButtonModel.fireActionPerformed (Unknown Source)
at javax.swing.DefaultButtonModel.setPressed(Unknown Source)
at javax.swing.plaf.basic.BasicButtonListener.mouseRe leased(Unknown Source)
at java.awt.Component.processMouseEvent(Unknown Source)
at javax.swing.JComponent.processMouseEvent(Unknown Source)
at java.awt.Component.processEvent(Unknown Source)
at java.awt.Container.processEvent(Unknown Source)

```



```
at java.awt.Component.dispatchEventImpl(Unknown Source)
at java.awt.Container.dispatchEventImpl(Unknown Source)
at java.awt.Component.dispatchEvent(Unknown Source)
at java.awt.LightweightDispatcher.retargetMouseEvent(Unknown Source)
at java.awt.LightweightDispatcher.processMouseEvent(Unknown Source)
at java.awt.LightweightDispatcher.dispatchEvent(Unknown Source)
at java.awt.Container.dispatchEventImpl(Unknown Source)
at java.awt.Window.dispatchEventImpl(Unknown Source)
at java.awt.Component.dispatchEvent(Unknown Source)
at java.awt.EventQueue.dispatchEventImpl(Unknown Source)
at java.awt.EventQueue.access$500(Unknown Source)
at java.awt.EventQueue$3.run(Unknown Source)
at java.awt.EventQueue$3.run(Unknown Source)
at java.security.AccessController.doPrivileged(Native Method)
at java.security.ProtectionDomain$JavaSecurityAccessImpl.doIntersectionPrivilege(Unknown Source)
at java.security.ProtectionDomain$JavaSecurityAccessImpl.doIntersectionPrivilege(Unknown Source)
at java.awt.EventQueue$4.run(Unknown Source)
at java.awt.EventQueue$4.run(Unknown Source)
at java.security.AccessController.doPrivileged(Native Method)
at java.security.ProtectionDomain$JavaSecurityAccessImpl.doIntersectionPrivilege(Unknown Source)
at java.awt.EventQueue.dispatchEvent(Unknown Source)
at java.awt.EventDispatchThread.pumpOneEventForFilters(Unknown Source)
at java.awt.EventDispatchThread.pumpEventsForFilter(Unknown Source)
at java.awt.EventDispatchThread.pumpEventsForFilter(Unknown Source)
at java.awt.WaitDispatchSupport$2.run(Unknown Source)
at java.awt.WaitDispatchSupport$4.run(Unknown Source)
at java.awt.WaitDispatchSupport$4.run(Unknown Source)
at java.security.AccessController.doPrivileged(Native Method)
at java.awt.WaitDispatchSupport.enter(Unknown Source)
at java.awt.Dialog.show(Unknown Source)
at java.awt.Component.show(Unknown Source)
at java.awt.Component.setVisible(Unknown Source)
at java.awt.Window.setVisible(Unknown Source)
at java.awt.Dialog.setVisible(Unknown Source)
at com.sadimgnik.launch.Setup.show(Setup.java:97)
at sandbox.flex.RestrictionsLauncher.main(RestrictionsLauncher.java:41)
at com.sadimgnik.launch.RunZLauncher.launch(RunZLauncher.java:195)
at com.sadimgnik.launch.RunZLauncher.access$4(RunZLauncher.java:190)
at com.sadimgnik.launch.RunZLauncher$2.actionPerformed(RunZLauncher.java:180)
at javax.swing.AbstractButton.fireActionPerformed(Unknown Source)
at javax.swing.AbstractButton$Handler.actionPerformed(Unknown Source)
at javax.swing.DefaultButtonModel.fireActionPerformed(Unknown Source)
at javax.swing.DefaultButtonModel.setPressed(Unknown Source)
at javax.swing.plaf.basic.BasicButtonListener.mouseReleased(Unknown Source)
at java.awt.Component.processMouseEvent(Unknown Source)
at javax.swing.JComponent.processMouseEvent(Unknown Source)
at java.awt.Component.processEvent(Unknown Source)
at java.awt.Container.processEvent(Unknown Source)
at java.awt.Component.dispatchEventImpl(Unknown Source)
at java.awt.Container.dispatchEventImpl(Unknown Source)
at java.awt.Component.dispatchEvent(Unknown Source)
at java.awt.LightweightDispatcher.retargetMouseEvent(Unknown Source)
at java.awt.LightweightDispatcher.processMouseEvent(Unknown Source)
at java.awt.LightweightDispatcher.dispatchEvent(Unknown Source)
at java.awt.Container.dispatchEventImpl(Unknown Source)
at java.awt.Window.dispatchEventImpl(Unknown Source)
at java.awt.Component.dispatchEvent(Unknown Source)
at java.awt.EventQueue.dispatchEventImpl(Unknown Source)
at java.awt.EventQueue.access$500(Unknown Source)
at java.awt.EventQueue$3.run(Unknown Source)
at java.awt.EventQueue$3.run(Unknown Source)
at java.security.AccessController.doPrivileged(Native Method)
at java.security.ProtectionDomain$JavaSecurityAccessImpl.doIntersectionPrivilege(Unknown Source)
at java.security.ProtectionDomain$JavaSecurityAccessImpl.doIntersectionPrivilege(Unknown Source)
at java.awt.EventQueue$4.run(Unknown Source)
at java.awt.EventQueue$4.run(Unknown Source)
at java.security.AccessController.doPrivileged(Native Method)
at java.security.ProtectionDomain$JavaSecurityAccessImpl.doIntersectionPrivilege(Unknown Source)
at java.awt.EventQueue.dispatchEvent(Unknown Source)
at java.awt.EventDispatchThread.pumpOneEventForFilters(Unknown Source)
at java.awt.EventDispatchThread.pumpEventsForFilter(Unknown Source)
at java.awt.EventDispatchThread.pumpEventsForHierarchy(Unknown Source)
at java.awt.EventDispatchThread.pumpEvents(Unknown Source)
at java.awt.EventDispatchThread.pumpEvents(Unknown Source)
at java.awt.EventDispatchThread.run(Unknown Source)
```

```
C:\Users\BANCO\Downloads\2012-06-02\2012-06-02>PAUSE
Premere un tasto per continuare . . .
```

*i see this when i try to open the registration editor.
Could anybody help me?*

run the tool as admin

Grander ◦
Youth Team Player

Join Date: 30-03-20
Posts: 1

Hi,

I have an issue with restriction part of Flex 2 tool. I changed restrictions for a polish league. First time I set all to 1 and this not helped. Restrictions does not changed. Second time I did not changed restriction type but only numbers of players (from 5 to 9). Restrictions does not changed at all also this time. I made this changes on v3.9.68. Any ideas why it is not working ?

11-04-20, 11:58 AM

#354

seco23 ◦
Youth Team Player

Join Date: 01-11-12
Posts: 4

Flex 2

Hello everyone,

When i download Flex 2 file i could not find the "Flex 2.bat" file in it and when i am trying to run other bat files i am havin' an error like "java" is nor recognized as an internal or external command, operable program or batch file'.

I hope you all guys are good in these challenging days.

11-04-20, 12:32 PM

#355

Alan ◦
Backup Player

Join Date: 20-09-12
Posts: 649

What claims to be Flex 2 in the downloads is in fact JL Collection.

11-04-20, 02:53 PM

#356

seco23 ◦
Youth Team Player

Join Date: 01-11-12
Posts: 4

i was tried to run every single batch file but i always get 'java' is nor recognized as an internal or external command, operable program or batch file' error

11-04-20, 09:33 PM

#357

jusef ◦
Youth Team Player

Join Date: 11-04-20
Posts: 1

i have this same problem like seco23

31-05-20, 08:52 PM

#358

Pasquale ◦
Reserve Team Player

Join Date: 08-03-12
Location: Napoli
Posts: 417



```
Exception in thread "main" java.text.ParseException: For input string: "00200E67:"
at exe.patchutil.PatchLoader.parse(PatchLoader.java:8 6)
at exe.patchutil.PatchLoader.parseBytePatch(PatchLoad er.java:67)
at exe.jlpatch.GenericPatch.<init>(GenericPatch.java: 66)
at exe.jlpatch.JLPatchController.process(JLPatchContr oller.java:204)
at exe.jlpatch.JLPatchController.<init>(JLPatchContro ller.java:185)
at exe.jlpatch.JLPatchController.main(JLPatchControll er.java:123)
```

08-06-20, 02:39 PM

#359

kezman0303 ◦
Youth Team Player

Join Date: 07-06-20
Posts: 1

🤔 Why can't the K-League change the foreign player limit with flex editor?

Hello. First of all, I apologize for my poor English. I am a fan of cm0102 in Korea. I'm sure most of you here have played cm0102 for a very long time, right? I also played cm0102 since 2002 when K-League was included in cm0102. At that time, I was a first-year middle school student, but now I am a history teacher who teaches second-year high school students. K-League has changed a lot over time. The number of professional teams, which was only 10 in 2002, is now 22, and there is also a promotion and demotion system. Of course, the restriction system on foreign players has changed. I can't edit every change in the K-League as a whole. However, I would like to change the regulation on foreign players to flex editor. However, all other league restrictions on foreign players can be revised with flex editor, but K-League is not revised at all. I've entered all the numbers from 0 to 7, but the K-League's restrictions on foreign players still remain unchanged at 3 per game.

Does anyone know the solution to this problem?

P.S., thank you for making various game patches for me to enjoy cm0102 for such a long time. If possible, I would really appreciate it if someone could provide me with a patch that reflects the changed K-League system. 😊

09-06-20, 10:53 AM

#360

jw1 ◦
Youth Team Player

Join Date: 06-06-20
Posts: 1

🤔 Issue with Flex 2.0 editor

Hi guys

I want to download the Flex 2.0 editor (the only version I can seem to download is the one from June 2012, though that's not the main issue.)

After carefully following the tutorial video, the program doesn't start when pressing OK after having selected the right folder.

I've unzipped all the files from the folder and chose the right directory (C:/Program Files/CM0102/CM0102.exe).

When I click on "Executable" I get the following message (I took a screenshot, here's the link:
<https://photos.app.goo.gl/Efne2URGM79jXfuK6> .

Can someone help me?

Thank you in advance

Last edited by jw1; 09-06-20 at 12:47 PM.

10-06-20, 09:53 AM

#361

Cam F ◦
VIP

Join Date: 03-03-12
Posts: 2,949

Hi John, i hope you are well, I kindly need your help for the 93 0102 project and you don't accept PMs.

I have used legion to extract all clubs from my 93/94 0001 db and successfully added all clubs (took 4 days on and off) but it wont let me extract the free transfers, before with CM3, typing no club in legion squad extractor would let me extract them but that isn't working this time.

Can you help me extract the frees from this DB so i can insert them into my 9394 DB with Legion squad inserter for 0102 please?

DB -

<https://www.sendspace.com/file/cpk2cc>



10-06-20, 10:17 AM

#362

Nick+Co ◦
Programmer

Join Date: 18-07-15
Posts: 795

@Cam: Can you upload the version of Legion you are using?

EDIT: Actually, maybe the version I have is enough 😊 Seems you type swing.bat to get to the squad extractor. D'oh!

10-06-20, 10:22 AM

#363

Cam F ◊
VIP

Join Date: 03-03-12
Posts: 2,949

Sure Nick, that would be awesome if you could help, for me this was the original and best.

It has my 93 squad files (minus no club) in output folder in case you wanted a gander - <https://www.sendspace.com/file/clpae7>



10-06-20, 11:04 AM

#364

Nick+Co ◊
Programmer

Join Date: 18-07-15
Posts: 795

@Cam: Thanks Cam - my version was different to yours (and mine didn't support extracting free transfers at all!).

The reason yours is not working is that the code identifies a free transfer and then tries to extract the info for it. If that player has no nationality set, it tries to determine nationality from the nationality of the club they play for. But as they do not play for a club.....boom! Error.

So now I either fix the Java code - or I modify the data so that every free transfer has a nationality - not sure yet which I'll do 😊

The Following User Says Thank You to Nick+Co For This Useful Post:

Cam F

10-06-20, 11:13 AM

#365

Cam F ◊
VIP

Join Date: 03-03-12
Posts: 2,949

Wait so checked the frees M.C.F.C extracted and there is only 3 players out of over 5,000 so if i give those 3 a nationality it should work? hmm, let me try that and save you some time perhaps.



10-06-20, 11:20 AM

#366

Cam F ◊
VIP

Join Date: 03-03-12
Posts: 2,949

It worked 🤖🤖🤖🤖🤖🤖🤖🤖

You are such a legend and JL for creating it for me back in the day!!!

Now up to almost 40k players!!!



The Following User Says Thank You to Cam F For This Useful Post:

M.C.F.C

10-06-20, 11:27 AM

#367

M.C.F.C
Hot Prospect for the Future

Join Date: 31-03-19
Posts: 141

Originally Posted by **Cam F**

It worked 🤖🤖🤖🤖🤖🤖🤖🤖

You are such a legend and JL for creating it for me back in the day!!!

Now up to almost 40k players!!!

Happy days!

10-06-20, 11:29 AM

#368

Nick+Co
Programmer

Join Date: 18-07-15
Posts: 795

Excellent 😊 A code change to make it work, in case it's ever needed, is in SquadExtractor.java - bit I added is in **bold**:

Code:

```
private List<StaffInfo> extractFreeTransfers() throws IOException {
    List<StaffInfo> result = new ArrayList<StaffInfo>();
    final int COUNT = people.size();
    for(int i=0; i<COUNT; i++) {
        if(people.getClub(i) < 0 && people.getPlayerId(i) >= 0 && people.getNationality(i) >= 0) {
            StaffInfo si = readStaffInfo(i);
            result.add(si);
        }
    }
    return result;
}
```

10-06-20, 11:33 AM

#369

M.C.F.C
Hot Prospect for the Future

Join Date: 31-03-19
Posts: 141

Originally Posted by **Nick+Co**

Excellent 😊 A code change to make it work, in case it's ever needed, is in SquadExtractor.java - bit I added is in **bold**:

Code:

```
private List<StaffInfo> extractFreeTransfers() throws IOException {
    List<StaffInfo> result = new ArrayList<StaffInfo>();
    final int COUNT = people.size();
    for(int i=0; i<COUNT; i++) {
        if(people.getClub(i) < 0 && people.getPlayerId(i) >= 0 && people.getNationality(i) >
            StaffInfo si = readStaffInfo(i);
            result.add(si);
        }
    }
    return result;
}
```

Does this basically stop it erroring if there is no nationality set?

10-06-20, 11:36 AM

#370

Nick+Co ◦
Programmer

Join Date: 18-07-15
Posts: 795

Yes, it just doesn't extract those players with no nationality set (and therefore will run with no error). Now another solution might be just to give players with no nationality a random nationality - but sounds like Cam has solved his immediate problem and he is probably the only person on the planet that is using this 😊 So problem solved for now - but I now have it compiling on my machine - so if we do need/want changes - I can make them easily enough in JL's absence.

10-06-20, 11:45 AM

#371

Alan ◦
Backup Player

Join Date: 20-09-12
Posts: 649

Perhaps give them Zaire nationality in line with the Staff Releaser tool. Defunct nationality, so easy to filter these players alone in cm0102ed

10-06-20, 11:48 AM

#372

Cam F ◦
VIP

Join Date: 03-03-12
Posts: 2,949

An Irishman, a Spaniard and a Ghanaian walk into a bar...

Oh no, not a joke, that was the 3 chaps with no nationality in my 5k plus frees 🤔



10-06-20, 12:02 PM

#373

Alan ◦
Backup Player

Join Date: 20-09-12
Posts: 649

Originally Posted by **Cam F** ▶▶

An Irishman, a Spaniard and a Ghanaian walk into a bar...

I am desperately searching for a picture of Duff, Del Horno and Essien while they were together at Chelsea.

12-06-20, 08:59 AM

#374

M.C.F.C ◦
Hot Prospect for the Future

Join Date: 31-03-19
Posts: 141

Is there a way to set the default directory to my CM0102 folder?

28-06-20, 12:31 PM

#375

ictpaisley ◦
Decent Young Player

Join Date: 22-07-16
Posts: 94

I open up the go.bat file and get this

```
java -cp ".;./libs/*" -XX:+UseParallelGC com.sadimgnik.launch.RunZLauncher swing.txt properties  
PAUSE
```

any ideas?

« Game problems | Problem with doble player in squad list »

Tags for this Thread

flex editor, k league# restiction
View Tag Cloud

Posting Permissions

You may not post new threads	BB code is On
You may not post replies	Smilies are On
You may not post attachments	[IMG] code is On
You may not edit your posts	[VIDEO] code is On
	HTML code is Off
	Forum Rules

-- Default Style

Archive Web Hosting Top

All times are GMT +1. The time now is 01:27 PM.

Powered by vBulletin® Version 4.2.5
Copyright © 2022 vBulletin Solutions Inc. All rights reserved.

© www.champman0102.co.uk



Thread: Flex 2 / JLCollection / JLPatch Queries

Thread Tools

28-06-20, 01:59 PM

#376

CMAddict
Youth Team Player

Join Date: 04-08-19
Posts: 15

Originally Posted by **ictpaisley**

I open up the go.bat file and get this

```
java -cp ".;./libs/*" -XX:+UseParallelGC com.sadimgnik.launch.RunZLauncher swing.txt  
properties  
PAUSE
```

any ideas?

Are you running it as Administrator? On my Windows 10 it will only open if I run it normally, if I run it as Administrator it just errors out.

28-06-20, 02:00 PM

#377

ictpaisley
Decent Young Player

Join Date: 22-07-16
Posts: 94

Originally Posted by **CMAddict**

Are you running it as Administrator? On my Windows 10 it will only open if I run it normally, if I run it as Administrator it just errors out.

Running on Mac, been trying for months to find a way to use the Color adjusted with no luck.

Sent from my iPhone using Tapataalk

06-07-20, 09:28 PM

#378

Cam F
VIP

Join Date: 03-03-12
Posts: 2,949

I was wondering if the clever contract tool could please be updated to work on 0001?



Cam F o
VIP

Join Date: 03-03-12
Posts: 2,949

Originally Posted by **Cam F**

I was wondering if the clever contract tool could please be updated to work on 0001?

Nobody got back to me but it's ok, you just have to trick it, stick the 0001 data folder into 0102 and the tool works perfect!!!



TravisSimon o
Youth Team Player

Join Date: 25-06-20
Posts: 1

Hi all, I have downloaded Flex 2 and extracted to my CM 0102 folder, but I couldn't see the Flex 2.bat file, has it been called something else?

I tried using the flex editor.bat to change some of the restrictions. I have gone into properties on the Cm.exe file to make it read only and run as administrator. I have been able to go into the restrictions text file to change what I wanted. I then clicked save & exit, but the changes were not saved.

Any advice please?

John Locke o
Decent Young Player

Join Date: 04-05-20
Posts: 89

Originally Posted by **TravisSimon**

Hi all, I have downloaded Flex 2 and extracted to my CM 0102 folder, but I couldn't see the Flex 2.bat file, has it been called something else?

I tried using the flex editor.bat to change some of the restrictions. I have gone into properties on the Cm.exe file to make it read only and run as administrator. I have been able to go into the restrictions text file to change what I wanted. I then clicked save & exit, but the changes were not saved.

Any advice please?

The usual reason for this is Windows protecting certain files, maybe try moving the files somewhere else and try again?

Tags for this Thread

flex editor, k league# restriction
View Tag Cloud

Posting Permissions

- You may not post new threads
 - You may not post replies
 - You may not post attachments
 - You may not edit your posts
- BB code** is On
 - Smilies** are On
 - [IMG]** code is On
 - [VIDEO]** code is On
 - HTML code is Off

Forum Rules

All times are GMT +1. The time now is 01:27 PM.

Powered by [vBulletin®](#) Version 4.2.5
Copyright © 2022 vBulletin Solutions Inc. All rights reserved.

© www.champman0102.co.uk