



### 3 Easy Steps

1. Click "Start"
2. Start Download
3. Browse The Web



Wave Browser

Results 1 to 25 of 554

## Thread: MAC Problems & Queries (SOLUTIONS TO PLAY ON MAC POSTED HERE)

Thread Tools

27-02-12, 03:40 PM

#1

**Patinoz**  
Player

Join Date: 18-12-11  
Location: Dresden  
Posts: 6,429

### MAC Problems & Queries (SOLUTIONS TO PLAY ON MAC POSTED HERE)

Feral has unleashed 3.9.65 patch for MAC users.

If you go on the link below, you get two download options.

\* CM 01/02 3.9.65 Patch (With Data) - Includes updated player statistics covering the transfer action during that season.

\* CM 01/02 3.9.65 Patch - This patch does not contain a data update.

[Download Link](#)

Last edited by Dermotron; 18-05-12 at 03:26 PM.

27-02-12, 03:40 PM

#2

**Patinoz**  
Player

Join Date: 18-12-11  
Location: Dresden  
Posts: 6,429

Eidos Official Game (3.9.65) For MAC.

Eidos Interactive official game (ISO) released for MAC users.

Consists of 7 parts of rar files, download the files and extract them to your desktop. Mount files using Daemon Tools.

[Download Link](#)

Last edited by Dermotron; 18-05-12 at 03:26 PM.

03-03-12, 06:13 PM

#3

**Aula**  
Squad Rotation Player

Join Date: 03-03-12  
Location: Estonia, Pärnu  
Posts: 1,717

Originally Posted by **Patinoz**

Feral has unleashed 3.9.65 patch for MAC users.

If you go on the link below, you get two download options.

\* CM 01/02 3.9.65 Patch (With Data) - Includes updated player statistics covering the transfer action during that season.

\* CM 01/02 3.9.65 Patch - This patch does not contain a data update.

[Download Link](#)

[Download Link](#)

12-04-12, 06:12 PM

#4

martinc  
**Unattached**

No longer active unfortunately.

13-04-12, 06:07 AM

#5

Fods ◊  
**Not Needed at the Club**

Join Date: 16-12-11  
Location: Australia  
Posts: 11,493

works just fine for me

16-04-12, 10:00 AM

#6

Fods ◊  
**Not Needed at the Club**

Join Date: 16-12-11  
Location: Australia  
Posts: 11,493

## MAC Problems & Queries

Moved over from the old forum:

Originally Posted by **Sjeffers** »

Right got my hands on this thread 

Below you will find all issues encountered with the mac version. Check through the list before posting a new issue.

### Updating the game SIM/ODB

**Spoiler!**

1. Of course install the mac version (I usually install it in Applications due to ease of access), and update it to Version .65 (should come with the MAC CD download) (copy and paste the CM application, and the data files. Replace all).
2. Now before copying the SIM files, open your CM data folder. Then this is **very** important (will not work if you don't do this correctly) delete all the files the data folder that end in the .dam file extension.
3. Next copy all the files from the SIM update folder, then paste these into your CM data folder. (You should replace three .cfg/cgf files- your mac should prompt you to do this-you should not be asked to replace more than three files).
4. Now open the game and play as normal

The way in which this works, is Feral ported the game so that when no mac file extensions are available they will use the windows extensions and create there own .dam files.

### Game .app just has a flashing light and crashes

**Spoiler!**

Is because you have run the game on version .62. Then tried to update it and not deleted the cm preferences. You need to delete all CM0102/CM3 preference files from;

Macintosh HD/Users/[your user account]/Library/Preferences

### Game .app keeps having a flashing light and crashed even after following the steps above

**Spoiler!**

Try this. Follow it to the letter:

1. Go to: Macintosh HD/Users/[your user account]/Library/Preferences.
2. Delete CM3.config, CM 01-02 preferences and CM3 Hall of Fame. Anything Champ Man related. Including any CMEditor Preferences that

might be there.

3. Drag your Championship Manager folder to the trash. (Backup any save games/tactics you want to keep and put them on your desktop temporarily)

4. Empty Trash.

5. Remove App Icon on taskbar.

6. Reinstall the game.

7. DO NOT OPEN THE GAME.

8. Open the .65 patch folder.

9. Copy the cm0102.app file to /applications/championshipmanager.

10. Click replace.

11. Back in the patch folder, copy everything in the data folder.

12. Back in /applications/championshipmanager/data paste all the files.

13. Click replace.

Now open the game and it should work fine. It will come up with the preferences when you open it.

Let me know how you get along. It is vital you don't open the game before patching it. Just makes this easier encase something goes wrong, that way I know exactly what you have done.

### Network game issue

**Spoiler!**

Right nothing to do with patches. Think the issue lies with the router. Just as the windows version is. Difference is that it seems the mac version won't even create the game without having an IP it can set it to. You need to open TCP and UDP ports 6667. [www.portforward.com](http://www.portforward.com) should help you with opening ports.

Show you exactly what it says for MAC;

**Spoiler!**

The network play option uses TCP/IP. How to set up TCP/IP varies depending on your situation.

If you are connecting via a dial-up connection to the internet, you will already have TCP configured.

If you are on a company network, contact your network administrator for configuration instructions.

If you have simply connected a number of machines together with an ethernet in order to play CM, you can do the following for a basic TCP/IP setup:

o choose a unique address for each machine - a good range to use is 10.0.0.X, where X is a number between 0 and 255.

o open the TCP control panel (found under 'Control Panels' in the Apple Menu).

o choose the following options:

Connect via: [ethernet]

Configure: [manually]

IP Address: [the address chose above]

Subnet mask: [255.255.255.0]

o Leave the other fields blank, and close the TCP/IP control panel.

NOTE FOR MacOS X USERS:

Under MacOS X your networking settings are configured in the 'Network' section of the 'System Preferences' program, which can be launched from the Apple Menu.

Before anything concentrate on opening that port.

### Opening the .sit file

**Spoiler!**

The .sit file is like a zip file on a PC. You need to download stuffit expander (free)

<http://www.stuffit.com/mac-expander.html>

Make sure you choose the Suffit Expander Only option as you don't need anything else to open .sit files.

Originally Posted by **Emil**

Using Wineskin will allow you to play the game on Mac without problems :-)

You'll need to force windowed mode and Direct3D off in order to work properly. If any interested I could show the few steps.

Thanks for the updates, I loved 00/01, so I'm giving this a try.

Last edited by Fods; 23-06-12 at 02:43 AM.

10-05-12, 08:55 AM

#7

Okylicious  
Unattached

### ❗ Graemme's CM 01/02 save game editor for mac !

😞😞 need help !! can someone please tell me or give me the link for graemme's cm 01/02 save game editor for mac?? been trying to dig any info for that on internet but no luck :Cry:

any info and help will be much appreciated.. 🙏🙏

cheers  
Tim

10-05-12, 01:35 PM

#8

Fods  
Not Needed at the Club

Join Date: 16-12-11  
Location: Australia  
Posts: 11,493

Try here:

**Spoiler!**



15-05-12, 05:17 AM

#9

incandenza  
Unattached

I'm running CM 01/02 on CrossOver on my Mac. Was working like a dream, but today I've started getting the "not enough system memory" error and I can't open the game. Any advice?

swedishcmgod ◊  
Backup Player

Join Date: 02-03-12  
Location: Stockholm, Sweden  
Posts: 624

Originally Posted by **Fodster** »

Try here:

**Spoiler!**



MAC-jokes are the best, thanks for the laugh fods 😊

sambosbag ◊  
Youth Team Player

Join Date: 16-05-12  
Posts: 4

Link not working anymore 😞

macca  
Unattached

Tried to get cm0102 working using crossover. When i launch the game i get the sound ok but the picture remains black. Any advice??

incandenza  
Unattached

Originally Posted by **macca** »

*Tried to get cm0102 working using crossover. When i launch the game i get the sound ok but the picture remains black. Any advice??*

That happened to me when I tried it for the first time. All I know is that it eventually started working.

macca  
Unattached

Now got it working, not entirely sure what I done. Does anyone know where I can find my tactics and saved games folders on the MAC?

09-06-12, 04:34 PM

#15

**Batmankoff** ◦  
Youth Team Player

Join Date: 03-04-12  
Posts: 22

Installed CM on Mac OSX 10.7.3 on Crossover Games, when I start the game I get a graphical glitch, the screen in black but the game is running I just can't see it properly, anyone know how to fix this?

Screen Shot 2012-06-09 at 16.29.22.jpg

10-06-12, 03:50 PM

#16

incandenza  
Unattached

I just had to close and reopen a few times. I also play the game in windowed mode.

10-06-12, 03:59 PM

#17

incandenza  
Unattached

Originally Posted by **macca**

*Now got it working, not entirely sure what I done. Does anyone know where I can find my tactics and saved games folders on the MAC?*

Do you mean your current games? Theres this: <http://www.codeweavers.com/support/w.../programfiles>

But I also found them this way: when you are in the Finder, go to the toolbar at the top and click on Go. You'll see a list of locations/applications (All My Files, Desktop, Documents, etc.). Hold down the Option key, and Library should pop up. Click on this, then you should see a list of folders. Click on Application Support. There should be a CrossOver folder there, and open that and navigate to your bottles.

<http://www.officecafe.com/blog/2008/...ver-mac-files/>

12-06-12, 02:01 PM

#18

macca  
Unattached

Originally Posted by **incandenza**

*Do you mean your current games? Theres this: <http://www.codeweavers.com/support/w.../programfiles>*

*But I also found them this way: when you are in the Finder, go to the toolbar at the top and click on Go. You'll see a list of locations/applications (All My Files, Desktop, Documents, etc.). Hold down the Option key, and Library should pop up. Click on this, then you should see a list of folders. Click on Application Support. There should be a CrossOver folder there, and open that and navigate to your bottles.*

*<http://www.officecafe.com/blog/2008/...ver-mac-files/>*

Many thanks managed to find them:tup:

22-06-12, 10:45 PM

#19

Emil  
Unattached

### Mac gamers:

Using Wineskin will allow you to play the game on Mac without problems :-)

You'll need to force windowed mode and Direct3D off in order to work properly. If any interested I could show the few steps.

Thanks for the updates, I loved 00/01, so I'm giving this a try.

**Fods** ◦  
**Not Needed at the Club**

Join Date: 16-12-11  
 Location: Australia  
 Posts: 11,493

Originally Posted by **Emil** »

*Using Wineskin will allow you to play the game on Mac without problems :-)*

*You'll need to force windowed mode and Direct3D off in order to work properly. If any interested I could show the few steps.*

*Thanks for the updates, I loved 00/01, so I'm giving this a try.*

Hi mate, moved your post to here, also updated the OP so new viewers can see what you have suggested too 🙏

25-06-12, 06:06 PM

#21

andyacaster  
**Unattached**

Do you know how you sorted this in the end?? I'm having the same problem! sound then black \ flickering screen. Can see start of game every now and then

Help Please!!!

25-06-12, 06:10 PM

#22

andyacaster  
**Unattached**

Hey could you show me how to do this. Game has sound but picture problems! I'm pretty useless so will need the idiot guide!! Cheers

15-07-12, 12:23 PM

#23

monty2k  
**Unattached**

### mac problem

Having read the FAQ, there's a problem mentioned that happens when I try and start the game on my imac - I just get a flashing screen with the game sounds, but I can't see the start up menu for the game. Does anyone know how to fix this problem?

15-07-12, 12:26 PM

#24

**Fods** ◦  
**Not Needed at the Club**

Join Date: 16-12-11  
 Location: Australia  
 Posts: 11,493

<http://www.champman0102.co.uk/showth...5-MAC-Problems>

u say u check FAQ but did u check the MAC section ?

15-07-12, 12:39 PM

#25

monty2k  
**Unattached**

Yep, on the FAQ it acknowledges the problem, but doesn't tell you how to fix it!

"Installed CM on Mac OSX 10.7.3 on Crossover Games, when I start the game I get a graphical glitch, the screen in black but the game is running I just can't see it properly, anyone know how to fix this?"

### Tags for this Thread

[#all](#), [#mac](#), [mac air](#), [mac game download](#), [macbook](#)  
[View Tag Cloud](#)

### Posting Permissions



You may not post new threads  
You may not post replies  
You may not post attachments  
You may not edit your posts

**BB code** is On  
**Smilies** are On  
**[IMG]** code is On  
**[VIDEO]** code is On  
HTML code is Off

[Forum Rules](#)

-- Default Style



[Archive](#) [Web Hosting](#) [Top](#)

All times are GMT +1. The time now is 10:30 AM.

Powered by [vBulletin®](#) Version 4.2.5  
Copyright © 2022 vBulletin Solutions Inc. All rights reserved.

© [www.champman0102.co.uk](http://www.champman0102.co.uk)





Thread: MAC Problems & Queries (SOLUTIONS TO PLAY ON MAC POSTED HERE)

Thread Tools

15-07-12, 12:41 PM

#26

Fods

Not Needed at the Club

Join Date: 16-12-11  
Location: Australia  
Posts: 11,493

The link above gives you a solution how to fix a flashing screen ?

loads of solutions....

31-07-12, 02:33 PM

#27

jonno848  
Unattached

CM on MAC

Can someone please let me know how i can play CM on the Mac. I have tried for ages. It worked once with crossover games however that doesnt seem to work any more and ideally after a link so i can play the updated one. Please please help!

31-07-12, 02:34 PM

#28

Dermotron  
Sir Mergements  
Director  
Manager  
VIP  
Captain

Join Date: 15-12-11  
Location: Your Mother  
Posts: 29,995

Opening post here should sort you out - <http://www.champman0102.co.uk/showth...5-MAC-Problems>

Champman0102.co.uk Facebook Page  
13000 followers and rising

November 2020 Data Update Out Now

31-07-12, 02:58 PM

#29

jonno848  
Unattached

thanks mate, ive tried all of these/crossover etc but cant seem to get it to work. is there a mac download? as opposed to having to convert pc to mac version

11-08-12, 01:12 PM

#30

ane lenstra  
Unattached

Getting the error "Not enough memory" when I use the 68 update, what can I do to play the game without this annoying warning? (using CrossOver)

15-08-12, 07:40 AM

#31

ardvanmard  
Unattached

### Mac version download?

Looking for a link to a download for the Mac version of 01/02 - can anyone help please?

15-08-12, 02:00 PM

#32

Fods ◊  
Not Needed at the Club

Join Date:	16-12-11
Location:	Australia
Posts:	11,493

[http://www.champman0102.co.uk/showth...-Patches-\(MAC\)](http://www.champman0102.co.uk/showth...-Patches-(MAC))



22-08-12, 04:30 PM

#33

ardvanmard  
Unattached

I've tried to run 01/02 in both Crossover and Wineskin - with both, CPU core temp rises to ~95C and fans go crazy even when resting on the menu screen. Is this normal? I would have thought that a 2011 Macbook could cope with a 10 year old, graphically simple game.... Are there any ways to prevent it burning my MBP up - any way to limit CPU usage for a particular app, for instance??

Thanks in advance!!

25-08-12, 07:42 PM

#34

dmtilley1006  
Unattached

### MAC issue

Hi

I've downloaded the game and unrar the zip file. I have mounted the iso file but cannot autorun or use setup.

My options are:

autorun.exe - autorun.inf

setup.exe - setup.ini - setup.ins

None of these will open as they're a Windows file.

Any help would be hugely appreciated.

Thanks

26-08-12, 02:39 AM

#35

**Fods** ◊  
**Not Needed at the Club**

Join Date: 16-12-11  
Location: Australia  
Posts: 11,493

Anything help u in here:

<http://www.champman0102.co.uk/showth...5-MAC-Problems>

28-08-12, 07:36 PM

#36

jongrats  
**Unattached**

### CM for apple mac

Just come back to CM after a long break and have changed to an Apple from PC in the meantime. Can anyone let me know the first version available for an Apple.

Thanks and hope this is not a stupid question.

Cheers

30-08-12, 02:58 PM

#37

testes88  
**Unattached**

yeah please

09-09-12, 01:18 AM

#38

**Darth-Sned** ◊  
**Youth Team Player**

Join Date: 07-03-12  
Posts: 1

### Apple Mac Os

Is there any chance, That with the explosion of Apples mac and laptops, that we could get an update for OSX? If there already is one I apologize. I have searched to no avail.

Regards

Ed

PS : Keep up the super work!!!!

25-09-12, 09:42 PM

#39

**DaveL** ◊  
**Youth Team Player**

Join Date: 25-09-12  
Posts: 4

### Mac User needs help

Hello,

I've played CM since as the early days on Amiga right through to downloading the patches and updates for CM 01/02 until a year or two ago.  
Problem is, I've changed from PC to MAC and I wouldn't have a clue as to how I can download and play CM01/02 with latest updates.

I don't really want to run Windows as a virtual machine.

Can anyone help?

Thanks for reading,  
Dave.

P.S> Please don't shout at me for not searching forums or the like, I wouldn't have a clue where to start.

26-09-12, 12:23 AM

#40

**Fods** ◊  
Not Needed at the Club

Join Date: 16-12-11  
Location: Australia  
Posts: 11,493

<http://www.champman0102.co.uk/showth...ms-amp-Queries>

02-10-12, 06:29 PM

#41

**DaveL** ◊  
Youth Team Player

Join Date: 25-09-12  
Posts: 4

Thanks for your reply. The link you provided discusses issues when playing or updating the game assuming the user has a Mac copy of the game, which I don't. If you can provide any advice as to how I obtain a MAC copy of the game it would be appreciated.

Thanks again.

03-10-12, 07:11 PM

#42

Ser3n  
Unattached

Hi^^

I have the Championship Manager 01/02 game (this version: <http://www.amazon.co.uk/Championship...500228-3149134>) and when everytime I try to install it on my mac-mountain lion (following this tutorial on how to work with crossover: <http://www.champman0102.co.uk/showth...01-02-on-a-Mac>) there appears a blank screen entitled 'Welcome to Championship Manager 01-02 Setup'. When that first appears there comes the sound common with the setup and it also appears that the setup is 'under' the blank page. I just can't see it since it's all... well, blank.  
[Here's a screenshot of it](#)

I then tried installing it in a different manner - instead trying to install thru the cd I went and selected the .exe file and the patch file (separatly) from the cd and installed them. Then when I click to play the game the problem is basically the same: you can hear the sound of the game and you can see that the game is 'behind' the fuzzy screen. [Here's another screencap](#)

Can someone help me, please?

03-10-12, 09:07 PM

#43

**DaveL** ◊  
Youth Team Player

Join Date: 25-09-12  
Posts: 4

Downloaded the files from the Download Link above, can someone give me a step by step guide as to how I mount these files? Do I need to download the trial version of Daemon Tools and use this to move the files onto a CD?

Any help would be great, thanks.

18-10-12, 08:07 AM

#44

**petedp** ◊  
Youth Team Player

Join Date: 25-03-12  
Posts: 1

### MAC download

Hi guys,

I tried to install the latest Sep data update on my MAC but the game kept crashing so un-installed to download again but now can't find the original MAC download for the game itself!

Can someone point me back in the right direction?

cheers,  
Pete

21-10-12, 10:44 PM

#45

**Fods** ◦  
**Not Needed at the Club**

Join Date: 16-12-11  
Location: Australia  
Posts: 11,493

Received this via PM, thanks DaveL

Originally Posted by **DaveL**

*Hi, not sure if you are interested but I have a solution for Mac owners if you want to write it and post it on the forum.*

*Forgive me if you already know about this...I obtained VM Ware 5 which allows you to install a Windows Operating system on a Mac as a virtual machine. VM Ware has a tutorial that guides you through the installation process and apportions a certain amount of hard disk space for Windows.*

*Install game, install updates, run CM patcher, done!*

*All you need is VM Ware software and a Windows OS disk.*

26-10-12, 03:22 AM

#46

incandenza  
**Unattached**

Having problems after upgrading to Mountain Lion as well. Had to download something called XQuartz, did that, but now Champman won't open after I open CrossOver.

26-10-12, 05:40 AM

#47

**Fods** ◦  
**Not Needed at the Club**

Join Date: 16-12-11  
Location: Australia  
Posts: 11,493

Nothing in the OP to help?

U tried this: <http://www.champman0102.co.uk/showth...0735#post60735>

15-11-12, 01:49 PM

#48

michaelmcd  
**Unattached**

### install CM on a MAC

Hi, i can't find anywhere on the net the download for the mac version of the game, someone could tell me where is the file? I have the iso file, but i don't know how to make it work. please help.  
thank you

15-11-12, 02:31 PM

#49

**Pako** ◦  
**Youth Team Player**

Join Date: 06-03-12  
Posts: 4

I suggest you use "Parallels". You can use a version of Windows in "Parallels" and then install the game.  
[http://en.wikipedia.org/wiki/Parallels\\_Desktop\\_for\\_Mac](http://en.wikipedia.org/wiki/Parallels_Desktop_for_Mac)

15-11-12, 02:33 PM

#50

michaelmcd  
**Unattached**

Originally Posted by **Pako** ◦

*I suggest you use "Parallels". You can use a version of Windows in "Parallels" and then install the game.  
[http://en.wikipedia.org/wiki/Parallels\\_Desktop\\_for\\_Mac](http://en.wikipedia.org/wiki/Parallels_Desktop_for_Mac)*

thank you, but i don't have parrallels, and i think i had to buy it. i tought there was a free mac version of the game, without purchase anything..

◀ Editor - Balance - Transfer fund ratio | Error after re-installing ▶

#### Tags for this Thread

#all, #mac, mac air, mac game download, macbook  
[View Tag Cloud](#)

#### Posting Permissions

You may not post new threads	<b>BB code</b> is On
You may not post replies	<b>Smilies</b> are On
You may not post attachments	<b>[IMG]</b> code is On
You may not edit your posts	<b>[VIDEO]</b> code is On
	HTML code is Off
	<b>Forum Rules</b>

-- Default Style ▼

[Archive](#) [Web Hosting](#) [Top](#)

All times are GMT +1. The time now is 10:30 AM.

Powered by vBulletin® Version 4.2.5  
Copyright © 2022 vBulletin Solutions Inc. All rights reserved.

© www.champman0102.co.uk



## Thread: MAC Problems & Queries (SOLUTIONS TO PLAY ON MAC POSTED HERE)

Thread Tools

15-11-12, 03:04 PM

#51

**Pako**  
Youth Team PlayerJoin Date: 06-03-12  
Posts: 4

Have you see this thread ? ---> <http://www.champman0102.co.uk/showth...01-02-on-a-Mac>

15-11-12, 05:22 PM

#52

**michaelmcd**  
Unattached

yes, but crossover cost much more than football manager 2013! it's not a great deal. i would like to play to cm2001/02 because it's one of my fav ever, bat i don't like to spent 51 euro. i thought there were a .dmg file somewhere on the net. still thank you for the answers!

20-11-12, 07:44 PM

#53

**jonno848**  
Unattached

i am playing cm 01/02 on my mac but through crossover but is it possible to play an updated version of the game? if so how can i do it? thanks for your help

20-11-12, 11:41 PM

#54

**jonno848**  
Unattached

i tried the mac copy but it didnt work on the new macs. i use crossover to play the game on my mac but dont know how i can get an updated version. desperate for it!

25-11-12, 06:29 PM

#55

**Hutton Dressed As Lahm**

Join Date: 06-11-12

I have the Mac version but it is no longer supported on OS 10.6+

I just uploaded a thread of how to get it working on Mac for the cost of nothing more than the PC Disc.

17-01-13, 07:03 AM

#56

**sergiovalverde** ◊  
Youth Team Player

Join Date: 17-01-13  
Posts: 1

hi!  
I just moved to MAC system!  
How can I continue playing this game?  
somebody help!

17-01-13, 10:20 AM

#57

**Dermotron** ◊  
Sir Mergements  
Director  
Manager  
VIP  
Captain

Join Date: 15-12-11  
Location: Your Mother  
Posts: 29,995

Did you try the guide in the 1st post of this thread?

[Champman0102.co.uk Facebook Page](#)  
13000 followers and rising

**November 2020 Data Update Out Now**

21-01-13, 06:53 PM

#58

nigly11  
Unattached

Helping a mate to try and get a cm 01/02 sept 2012 update working on his mac, got as far as the original working and have downloaded the sept update but no luck when i copy and replace the files... same old database when we start a new game! Not sure how to resolve please help?

18-02-13, 08:32 PM

#59

Baldockio  
Unattached

I'm halfway there but I cant seem to get it working...can anyone help!? I'm new to Mac's but hand with windows!?

19-02-13, 04:47 PM

#60

**Old Skool** ◊  
Youth Team Player

Join Date: 18-02-13  
Posts: 1

Originally Posted by **Baldockio** »

*I'm halfway there but I cant seem to get it working...can anyone help!? I'm new to Mac's but hand with windows!?*

I've just been kindly redirected here...i'm having the same problems...anyone to help?

09-03-13, 05:07 PM

#61

Stuy  
Unattached

Wondering how to get the tapani 2.19 patch working on a Mac. Got the game working fine with the march update, but really want that patch applied. Downloaded the exe file and tried running it through crossover and it doesn't do anything. Any ideas?



**JohnLocke** ◊  
Programmer  
VIP

Join Date: 05-06-12  
Posts: 1,032

Originally Posted by **Stuy** ►

*Wondering how to get the tapani 2.19 patch working on a Mac. Got the game working fine with the march update, but really want that patch applied. Downloaded the exe file and tried running it through crossover and it doesn't do anything. Any ideas?*

His patches won't run in Wine either, so I've had to install them on my Windows pc and copy the modified exe onto by Linux.

Some aspects of his patches are included in the JLPatch: <http://www.champman0102.co.uk/downlo...do=file&id=152>.

15-04-13, 01:52 PM

#63

youandiaredominoes  
Unattached

### What computer do you use for CM10/02?

Hi there

I'm looking to buy a new laptop. Sorely tempted to get a MacBook Air but is it possible to run CM01/02 on it?

What computers/laptops do people use? MBA is extremely expensive and I wonder whether it is a suitable machine

Any info greatly appreciated

Matt

15-04-13, 02:26 PM

#64

**ebfatz** ◊  
Social Media Mod  
Former Holy Trinity Member  
Stories Mod

Join Date: 02-03-12  
Posts: 8,522

It'll run on any machine mate.

I play on a tiddly little ASUS netbook.

MBA would run it fine but it's always harder to find tutorials and walkthroughs for anything you might download from here (updates, tools etc) for Mac's than it is for Windows.

30-04-13, 05:20 PM

#65

**themaster** ◊  
Youth Team Player

Join Date: 13-05-12  
Posts: 1

### Mac Version download?

Hi, i registered here a long time ago, but i think all the threads and usernames have been deleted. Maybe about 18 months ago, i downloaded and installed CM01/02 on my Mac, and i made a thread with the link for everyone to download it, along with the instructions for how to update it.

I was just wondering if any AMAZING soul could be kind enough to upload their copy of the game for Mac? I know you can buy parallels and get it working, but it's a bit annoying to run it through there, and i couldn't get any updates or anything working with it. Also, right clicking didn't work for me with that. Unfortunately my last computer died, and i can't find a new link to the mac version

Thanks for any help, sorry to be a pain

08-05-13, 01:18 PM

#66

**evansp3700** ◊  
Youth Team Player

Join Date: 05-03-12  
Posts: 3

Have you tried installing Crossover games? Thats how i run CM on my MAC, it does cost though but never had any issues with it or the updates.  
Tapini patches will not work though.

09-05-13, 12:41 PM

#67

### installation on a mac os 10.5.8

hi guys, sorry if i sound dumb but im new to all this.

ive downloaded the game from here, and have the zip file which i can easily "unzip" i then get what looks like a virtual drive on my desktop but inside that drive are a load of pc files which i cannot run.

I was under the impression that this was a mac compatible download? am i wrong or is their a seperate mac version somewhere?

09-05-13, 05:25 PM

#68

Have you tried installing Crossover games? Thats how i run CM on my MAC, it does cost though but never had any issues with it or the updates.

Tapini patches will not work though.

Not sure you can get the MAC version but if you do i'm pretty sure non of the updates uploaded on here will work.

12-05-13, 08:33 AM

#69

Ive managed to install CM fine with crossover. The patch seems to install fine (although its not showing that its patched, but i think i know why)

How did you get the latest updates to work though? Ive downloaded the March2013 update, but cant work out where to put the data files.

15-05-13, 12:08 PM

#70

i'm running tiger on a ppc so i can't use crossover on my system, i remember a while back there was the cm 01/02 download mac version that didn't need crossover, does anyone still have this? i think it was a rapidshare link..thanks

15-05-13, 12:32 PM

#71

What about using VMWare like in this post - <http://www.champman0102.co.uk/showth...0735#post60735>

Champman0102.co.uk Facebook Page  
13000 followers and rising

**November 2020 Data Update Out Now**

16-05-13, 01:24 PM

#72

isnt that for using a mac os on a pc? i don't know

why was the file taken down? i remember there was a megaupload(obviously offline) and rapidshare link and im pretty sure it was a rar file, does noone still have it? it should be on the site to make it as easy for mac users as it is for pc users

16-05-13, 01:54 PM

#73

Originally Posted by **umtankie**

*why was the file taken down? i remember there was a megaupload(obviously offline) and rapidshare link and im pretty sure it was a rar file, does noone still have it?*

We move server and the links for megaupload and rapidshare were dead. No point in adding empty files to the download section

Originally Posted by **umtankie**

*it should be on the site to make it as easy for mac users as it is for pc users*

It would be if anyone had a copy . . . .

There's still only about 1 in every 1000 members mac only users.

Champman0102.co.uk Facebook Page  
13000 followers and rising

**November 2020 Data Update Out Now**

21-05-13, 06:27 PM

#74

**joao muniz** ◊  
**Youth Team Player**

Join Date: 21-05-13  
Posts: 1

I went to the folders you mentioned and there were no such files, nothing related to championship manager. This is what I did.... downloaded the game, saved the folder to my desktop and tried to run it... the same thing is happening to me.... black screen and crashing, unallowing me to change its settings...

Since there is no files that u mentioned, what would be the solution?

Thank you!

22-05-13, 11:26 AM

#75

**swahili** ◊  
**Youth Team Player**

Join Date: 22-05-13  
Posts: 1

i have a problem installing the 3.9.68 patch. i have followed the tutorial someone wrote on this site but the game crashes when i try to open it. i installed the 3.9.60 and it works fine. when i then use crossover and install the 3.9.68 in the same bottle in crossover the game crashes on me.. any suggestions?

**Tags for this Thread**

#all, #mac, mac air, mac game download, macbook  
[View Tag Cloud](#)

**Posting Permissions**

You may not post new threads	<b>BB code</b> is On
You may not post replies	<b>Smilies</b> are On
You may not post attachments	<b>[IMG]</b> code is On
You may not edit your posts	<b>[VIDEO]</b> code is On
	HTML code is Off
	<b>Forum Rules</b>

-- Default Style



[Archive](#) [Web Hosting](#) [Top](#)

All times are GMT +1. The time now is 10:30 AM.

Powered by [vBulletin®](#) Version 4.2.5  
Copyright © 2022 vBulletin Solutions Inc. All rights reserved.

© [www.champman0102.co.uk](http://www.champman0102.co.uk)



## Thread: MAC Problems & Queries (SOLUTIONS TO PLAY ON MAC POSTED HERE)

Thread Tools

22-05-13, 12:24 PM

#76

**umtankie**  
Youth Team Player

Join Date: 23-01-13  
Posts: 3

i appreciate the responses dermotron,just quite annoying

do you know of anyone here who operates it on a mac using the mac file? who uploaded it originally? was it eidos? feral? or did someone with computer skills make it using the windows version?

07-06-13, 12:42 PM

#77

**jonnym**  
Youth Team Player

Join Date: 10-06-12  
Posts: 1

Hi everyone,

Thank you for putting this resource together. Just following samorsbag's question - I'm on a Mac and am trying to install the March 2013 data update. I've downloaded it, but can't see where the files I need to replace (as at <http://www.champman0102.co.uk/showth...13-Data-Update>) are. Where would my data editor folder be on a Mac?

Thanks.

23-08-13, 11:29 PM

#78

**alistairlang1987**  
Youth Team Player

Join Date: 09-04-12  
Posts: 10


### Not Enough System Memory (on MAC and Crossover)

I remember getting the not enough system memory on PC and being relatively easy to fix. Now running on Crossover and keep getting the message. Even if I have no other apps running on my computer! Any ideas, its infuriating!

25-08-13, 05:46 PM

#79

316'sRegen  
Unattached

there should be a video tutorial on this, have a look through the tech support/tutorials forum.  
video tutorial Posted by info0 

09-10-13, 08:48 PM

#80

**Jimzoaar** ◦  
Youth Team Player

Join Date: 07-04-12  
Posts: 1

### MAC install file?

Hi Guys,

Anyone know where to get and how to install CM0102 for MAC and with the updates?

Cannot find the downloads anywhere but saw there were MAC related posts so assumed it must be about.

Thanks in advance.

Jimzoaar.

09-10-13, 09:18 PM

#81

**Fods** ◦  
Not Needed at the Club

Join Date: 16-12-11  
Location: Australia  
Posts: 11,493

[http://www.champman0102.co.uk/showth...-Patches-\(MAC\)](http://www.champman0102.co.uk/showth...-Patches-(MAC))

18-10-13, 09:19 PM

#82

**Danny\_C** ◦  
Youth Team Player

Join Date: 17-10-13  
Posts: 1

Hi All

I am trying to install and run the game on my mac but am failing miserably. Is there a kind soul that is able to either give me a step by step guide for the easiest way to get the game running or at least point me in the direction of where a step by step guide already exists.

Is there a separate download for mac?

Thanks in advance for any help.  
Danny\_C

18-10-13, 09:37 PM

#83

**Zé** ◦  
Backup Player

Join Date: 11-09-12  
Posts: 561

 Originally Posted by **Danny\_C** ◦

*Hi All*

*I am trying to install and run the game on my mac but am failing miserably. Is there a kind soul that is able to either give me a step by step guide for the easiest way to get the game running or at least point me in the direction of where a step by step guide already exists.*

*Is there a separate download for mac?*

*Thanks in advance for any help.  
Danny\_C*

Are you trying to install the Macintosh version?

I would use crossover and install the pc version.

24-10-13, 11:06 AM

#84

**kokolele** ◦  
Youth Team Player

Join Date: 20-10-13  
Posts: 2

### Installing the game for Mac

Hi,

I am trying to play the game on my Mac but for some reason i cant i tried to download it along with cross over but it didnt work can someone help me.

thanks,

24-10-13, 11:47 AM

#85

**kokolele** ◦  
Youth Team Player

Join Date: 20-10-13  
Posts: 2

Hi

Is there a direct link for the game, on my old Mac i had the game without a cd but the link that i downloaded the game from is missing. Do anyone has a copy so he can share it?

02-11-13, 04:41 AM

#86

**Fods** ◦  
Not Needed at the Club

Join Date: 16-12-11  
Location: Australia  
Posts: 11,493

Did you get sorted mate?

Take a look here: <http://www.champman0102.co.uk/showth...ms-amp-Queries>

09-11-13, 12:23 AM

#87

**Dermotron** ◦  
Sir Mergements  
Director  
Manager  
VIP  
Captain

Join Date: 15-12-11  
Location: Your Mother  
Posts: 29,995

One of the Mac users should search this site for a mac version <http://www.feralinteractive.com/en/>

According the book with game that site may have the download. If so post a link here and we'll add it to the download section

Champman0102.co.uk Facebook Page  
13000 followers and rising

**November 2020 Data Update Out Now**

17-12-13, 04:29 AM

#88

**ajra21** ◦  
Backup Player

Join Date: 18-05-13  
Posts: 728

I've been a PC user all my life. We've just ordered a MacBook Pro that'll be here in the new year. Is it possible for me to take a career from a dell laptop to a mac laptop?

17-12-13, 08:10 AM

#89

**Fods** ◦  
Not Needed at the Club

Join Date: 16-12-11  
Location: Australia  
Posts: 11,493

Originally Posted by **ajra21**

*I've been a PC user all my life. We've just ordered a MacBook Pro that'll be here in the new year. Is it possible for me to take a career from a dell laptop to a mac laptop?*

17-12-13, 10:17 AM

#90

Originally Posted by **ajra21**

*I've been a PC user all my life. We've just ordered a MacBook Pro that'll be here in the new year. Is it possible for me to take a career from a dell laptop to a mac laptop?*

If you can manage to get CM installed on your mac, I don't see why not. Just make sure you have the same patch installed (possibly just the 3.9.68 SI Games patch?) and then you can copy it from laptop to laptop.

17-12-13, 11:25 AM

#91

**Fods** ◦  
Not Needed at the Club

Join Date: 16-12-11  
Location: Australia  
Posts: 11,493

I dont think its quite as easy as that, does the 3.9.68 even work on MACs?

17-12-13, 09:04 PM

#92

**Zé** ◦  
Backup Player

Join Date: 11-09-12  
Posts: 561

Originally Posted by **Fodster**

*I dont think its quite as easy as that, does the 3.9.68 even work on MACs?*

Use Crossover or a wine prefix!

The Mac version was a poor performing port.

18-12-13, 12:49 AM

#93

**ajra21** ◦  
Backup Player

Join Date: 18-05-13  
Posts: 728

Originally Posted by **Fodster**

What does this mean?

Originally Posted by **Mark**

*If you can manage to get CM installed on your mac, I don't see why not. Just make sure you have the same patch installed (possibly just the 3.9.68 SI Games patch?) and then you can copy it from laptop to laptop.*

Hhhmmmm, ok. If I have to start a new career, then I'll do that.

I see all the tutorials for MACs, are there issues with running CM01/02 on MACs? ODB or updated versions?

18-12-13, 01:12 AM

#94

**Fods** ◦  
Not Needed at the Club

Join Date: 16-12-11  
Location: Australia  
Posts: 11,493

Just teasing, Ive been around a while and have seen the issues people who have Macs encounter and would never myself by a MAC.

But people like Ze who posted above seem to have it working just fine so it is possible 🤖

19-12-13, 04:18 AM

#95

**ajra21** ◦  
Backup Player

Join Date: 18-05-13  
Posts: 728

Originally Posted by **Fodster**



Just teasing, I've been around a while and have seen the issues people who have Macs encounter and would never myself by a MAC.

But people like Ze who posted above seem to have it working just fine so it is possible 🤖

We're going to MAC because we're fed up with non-MACs being crap within a couple of years.

26-12-13, 07:40 PM

#96

**ajra21** ◦  
Backup Player

Join Date: 18-05-13  
Posts: 728

ok, we have our mac. i went to the installation tutorial for macs but it says you need to do it via a CD copy of the game. my mac doesn't have a CD/DVD drive.

31-12-13, 04:19 PM

#97

**alistairlang1987** ◦  
Youth Team Player

Join Date: 09-04-12  
Posts: 10

### Please help me before i ACTUALLY go insane

There is not enough system memory to continue the game.

Blah blah. I know there are other threads with this but cant seem to find an answer. I am a MAC user and it runs fine with crossover. BUT, I keep getting this damn message, and dont know how to get rid of it on MAC and crossover. Please someone help me. I have just taken Telford from the conference to the Premier and I cant lose this game.

Many Thanks

01-01-14, 08:18 PM

#98

**Dermotron** ◦  
Sir Mergements  
Director  
Manager  
VIP  
Captain

Join Date: 15-12-11  
Location: Your Mother  
Posts: 29,995

Use the same System Memory solutions on crossover. Is it crossover to Win8, Win7, Vista or XP?

Champman0102.co.uk Facebook Page  
13000 followers and rising

**November 2020 Data Update Out Now**

02-01-14, 07:48 PM

#99

**alistairlang1987** ◦  
Youth Team Player

Join Date: 09-04-12  
Posts: 10

Originally Posted by **Dermotron** 🗨

Use the same System Memory solutions on crossover. Is it crossover to Win8, Win7, Vista or XP?

No, completely different on Crossover. Cant access control panel or anything like that.

03-01-14, 10:23 PM

#100

**ajra21** ◦  
Backup Player

Join Date: 18-05-13  
Posts: 728

no one doing into this thread huh?

Tags for this Thread

#all, #mac, mac air, mac game download, macbook  
[View Tag Cloud](#)

Posting Permissions

You may not post new threads	<b>BB code</b> is On
You may not post replies	<b>Smilies</b> are On
You may not post attachments	<b>[IMG]</b> code is On
You may not edit your posts	<b>[VIDEO]</b> code is On
	HTML code is Off
	<b>Forum Rules</b>

-- Default Style

[Archive](#) [Web Hosting](#) [Top](#)

All times are GMT +1. The time now is 10:30 AM.

Powered by [vBulletin®](#) Version 4.2.5  
Copyright © 2022 vBulletin Solutions Inc. All rights reserved.

© [www.champman0102.co.uk](http://www.champman0102.co.uk)



## Thread: MAC Problems & Queries (SOLUTIONS TO PLAY ON MAC POSTED HERE)

Thread Tools

03-01-14, 10:32 PM

#101

**Zé**  
Backup Player

Join Date: 11-09-12  
Posts: 561

If you double click into an ISO file your mac should auto mount it.  
You should then be able to install the game.

06-01-14, 10:04 PM

#102

**alistairlang1987**  
Youth Team Player

Join Date: 09-04-12  
Posts: 10

Anyone please? Surely someone must know?

06-01-14, 10:05 PM

#103

**alistairlang1987**  
Youth Team Player

Join Date: 09-04-12  
Posts: 10

Originally Posted by **Dermotron**

*Use the same System Memory solutions on crossover. Is it crossover to Win8, Win7, Vista or XP?*

Win98 crossover I think.

06-01-14, 10:33 PM

#104

**Dermotron**  
Sir Mergements  
Director  
Manager  
VIP  
Captain

Join Date: 15-12-11  
Location: Your Mother  
Posts: 29,995

Use the System Memory Error video tutorial should get you sorted so (images for the text tutorials are dead unfortunately)

## November 2020 Data Update Out Now

11-01-14, 05:25 AM

#105

**ajra21** ◦  
**Backup Player**

Join Date: 18-05-13  
Posts: 728

ok, so i used the tutorial to install cm0102 on my mac. excellent!

i tried to follow the instructions to install the patch/sept 2013 update. however, point 17 asks me to:

*17) now for the patch. in crossover, from the menu bar, select configure > install software.*

i can't open crossover anymore. i can left click on it but i don't get a menu bar or the opportunity to configure anything.

i'm clearly missing something.

anyone able to help?

12-01-14, 01:18 AM

#106

**ajra21** ◦  
**Backup Player**

Join Date: 18-05-13  
Posts: 728

ok, after a lot of messing around. so i managed to install the game - and eventually the official patch.

i've also downloaded the sept 2013 update but when i run it through cross over, it has problems "doing it".

any ideas?

12-01-14, 01:22 AM

#107

**ajra21** ◦  
**Backup Player**

Join Date: 18-05-13  
Posts: 728

as a mac user, can you get the sept 2013 to work through cross over?

13-01-14, 06:28 PM

#108

**Craig Forrest** ◦  
**Manager**  
**Programmer**  
**Forum Enforcer**  
**Holy Trinity Member**

Join Date: 02-03-12  
Location: The Great White North  
Posts: 4,502

if the game runs on your mac, it should be a simple process to overwrite the existing data files with the new ones..... the files are the same format, they just contain different data

15-01-14, 11:26 PM

#109

**Psmith**  
**Unattached**

Hello all,

So I managed to install the game using cross-over. excellent.

I have downloaded the data update but where can I find the data folder?!

15-01-14, 11:44 PM

#110

**Psmith**  
**Unattached**

Originally Posted by **Jack\_Rabbit**

Hello all,

So I managed to install the game using cross-over. excellent.

I have downloaded the data update but where can I find the data folder?!

Found the answer in the forum!

"Do you mean your current games? Theres this: <http://www.codeweavers.com/support/w.../programfiles>

But I also found them this way: when you are in the Finder, go to the toolbar at the top and click on Go. You'll see a list of locations/applications (All My Files, Desktop, Documents, etc.). Hold down the Option key, and Library should pop up. Click on this, then you should see a list of folders. Click on Application Support. There should be a CrossOver folder there, and open that and navigate to your bottles.

<http://www.officecafe.com/blog/2008/...ver-mac-files/>"


Perfect 

17-01-14, 04:37 PM

#111

**ajra21** ◊  
Backup Player

Join Date: 18-05-13  
Posts: 728

Originally Posted by **Craig Forrest** 

*if the game runs on your mac, it should be a simple process to overwrite the existing data files with the new ones..... the files are the same format, they just contain different data*

how do i do that?

06-02-14, 01:27 AM

#112

**ajra21** ◊  
Backup Player

Join Date: 18-05-13  
Posts: 728

no one huh? oh well.

06-02-14, 02:11 AM

#113

**Redknapp69** ◊  
Member of the Month  
Social Media Mod

Join Date: 03-03-12  
Posts: 28,262

### MAC Problems & Queries

If you want to know how to put Autumn Update files on game then extract the data files from Autumn Update and copy (and overwrite) the current data files (which would be ODB data). This is usually in data folder in CM0102 folder in program files  
Simples?


Unless Mac doesn't have files/folders etc!

08-02-14, 10:42 PM

#114

**ajra21** ◊  
Backup Player

Join Date: 18-05-13  
Posts: 728

Originally Posted by **Redknapp69** 

*If you want to know how to put Autumn Update files on game then extract the data files from Autumn Update and copy (and overwrite) the current data files (which would be ODB data). This is usually in data folder in CM0102 folder in program files  
Simples?*

*Unless Mac doesn't have files/folders etc!*

TBH, i can't see those kinds of files & folders.

24-02-14, 08:54 PM

#115

**jonazjak** ◊  
Youth Team Player

Join Date: 23-02-14  
Posts: 1

## Network game on mac with CrossOver

I'm playing the PC version on my mac with the CrossOver program. Works fine with offline games, but can't create a network game. Does anyone know why and how this can be fixed?

24-02-14, 09:36 PM

#116

**Zé** ◦  
Backup Player

Join Date: 11-09-12  
Posts: 561

Download Hamachi for Mac?

Then follow the steps in the tutorial section. It will work the same way.

20-03-14, 02:37 PM

#117

**beeslashurt** ◦  
Youth Team Player

Join Date: 20-03-14  
Posts: 1

### Langlib and Game\_config whilst installing for Mac...

Hi everyone,

So I've installed CrossOver, installed the program (I think) But at the installing the game stage I'm getting the Langlib.cpp389 & Game\_config.cpp84 Errors. Any ideas why? One of the alternatives is to set the dataset pathway to the correct option. What does this mean?

H

*Last edited by beeslashurt; 20-03-14 at 02:52 PM.*

21-03-14, 12:19 AM

#118

**Fods** ◦  
Not Needed at the Club

Join Date: 16-12-11  
Location: Australia  
Posts: 11,493

<http://www.champman0102.co.uk/showthread.php?t=1115>

21-03-14, 10:18 AM

#119

**Dermotron** ◦  
Sir Mergements  
Director  
Manager  
VIP  
Captain

Join Date: 15-12-11  
Location: Your Mother  
Posts: 29,995

I think since he is using Crossover it's a windows issue and looks to be the issue from the FAQ

Follow this <http://www.champman0102.co.uk/showth...50&p=54#post54>

Champman0102.co.uk Facebook Page  
13000 followers and rising

**November 2020 Data Update Out Now**

30-03-14, 04:56 PM

#120

**ajra21** ◦  
Backup Player

Join Date: 18-05-13  
Posts: 728

Originally Posted by **beeslashurt** »

Hi everyone,

So I've installed CrossOver, installed the program (I think) But at the installing the game stage I'm getting the Langlib.cpp389 & Game\_config.cpp84 Errors. Any ideas why? One of the alternatives is to set the dataset pathway to the correct option. What does this mean?

H

have you gotten anywhere with this?

i still can't install the updated version of this game.

01-04-14, 07:18 PM

#121

**ajra21** ◦  
Backup Player

Join Date: 18-05-13  
Posts: 728

can anyone help me? please, for three months i've been trying to get the updated versions of cm to work on my mac. i've asked various questions in other threads but I'm still nowhere.

i can run the original game but i cannot get the updates to work. please!!! can anyone help? please!!!

i have crossover.

01-04-14, 07:24 PM

#122

**Dermotron** ◦  
Sir Mergements  
Director  
Manager  
VIP  
Captain

Join Date: 15-12-11  
Location: Your Mother  
Posts: 29,995

Did you try what this guy said/done?

Originally Posted by **Jack\_Rabbit** ◻

*Hello all,*

*So I managed to install the game using cross-over. excellent.*

*I have downloaded the data update but where can I find the data folder?!*

Originally Posted by **Jack\_Rabbit** ◻

*Found the answer in the forum!*

*"Do you mean your current games? Theres this: <http://www.codeweavers.com/support/w.../programfiles>*

*But I also found them this way: when you are in the Finder, go to the toolbar at the top and click on Go. You'll see a list of locations/applications (All My Files, Desktop, Documents, etc.). Hold down the Option key, and Library should pop up. Click on this, then you should see a list of folders. Click on Application Support. There should be a CrossOver folder there, and open that and navigate to your bottles.*

*<http://www.officecafe.com/blog/2008/...ver-mac-files/>*

*Perfect* 🇩🇪

Champman0102.co.uk Facebook Page

13000 followers and rising

**November 2020 Data Update Out Now**

01-04-14, 08:02 PM

#123

**ajra21** ◦  
Backup Player

Join Date: 18-05-13  
Posts: 728

Originally Posted by **Dermotron** ◻

*Did you try what this guy said/done?*

ok. that gets me into the bottles and i've found a folder called "data" that seems to have similar things in the update package. but when i paste them into it & try to start a game, i get this error:

*v3.9.60 index.cpp 5773*

01-04-14, 08:09 PM

#124

**milo** ◦  
Director

Join Date: 02-03-12  
Posts: 3,608

you didn't install 3.9.68 patch and you need to do it

01-04-14, 08:14 PM

#125

**Dermotron** ◊  
**Sir Mergements**  
**Director**  
**Manager**  
**VIP**  
**Captain**

Join Date: 15-12-11  
Location: Your Mother  
Posts: 29,995

You haven't installed the 3.9.68 patch

Champman0102.co.uk Facebook Page  
13000 followers and rising

**November 2020 Data Update Out Now**

Page 5 of 23 ◀◀ First ◀ 1 2 3 4 **5** 6 7 8 9 15 ... ▶ Last ▶▶

◀ Editor - Balance - Transfer fund ratio | Error after re-installing ▶

#### Tags for this Thread

#all, #mac, mac air, mac game download, macbook  
[View Tag Cloud](#)

#### Posting Permissions

You may not post new threads  
You may not post replies  
You may not post attachments  
You may not edit your posts

**BB code** is On  
**Smilies** are On  
**[IMG]** code is On  
**[VIDEO]** code is On  
HTML code is Off

**Forum Rules**

-- Default Style ▼

[Archive](#) [Web Hosting](#) [Top](#)

All times are GMT +1. The time now is 10:30 AM.

Powered by vBulletin® Version 4.2.5  
Copyright © 2022 vBulletin Solutions Inc. All rights reserved.

© www.champman0102.co.uk





## Thread: MAC Problems & Queries (SOLUTIONS TO PLAY ON MAC POSTED HERE)

Thread Tools

01-04-14, 08:25 PM

#126

**ajra21**  
Backup Player

Join Date: 18-05-13  
Posts: 728

Originally Posted by **milo**  
*you didn't install 3.9.68 patch and you need to do it*

Originally Posted by **Dermotron**  
*You haven't installed the 3.9.68 patch*

ok thanks. really appreciate this.

edit: where do i find that? i've looked in the download section but can't find a patch called that.

edit 2: ok, found it - it was in the *data updates* section not the *patches* section.

cheers guy. you have no idea how happy i am.



01-04-14, 08:41 PM

#127


**ajra21**  
Backup Player

Join Date: 18-05-13  
Posts: 728

thank you everyone for helping me to get CM working with updates on my mac.

cannot say how much i appreciated your help.

thank you so much.



02-04-14, 06:11 PM

#128

**Psmith**  
Unattached

Hello all,

I use CrossOver 13 to run the game and it overheats within a few minutes of loading the game, the fans work like crazy.

I have a new macbook air so my guess is that CrossOver uses all of the CPU usage... I can't continue to play the game in these conditions...

Do any other Mac users have the same issue? if not, what version of CrossOver are you using?

Thanks in advance!

03-04-14, 05:27 PM

#129

**evansp3700** ◦  
Youth Team Player

Join Date: 05-03-12  
Posts: 3

Why, are you getting blown off your chair?

04-04-14, 01:24 AM

#130

**ajra21** ◦  
Backup Player

Join Date: 18-05-13  
Posts: 728

Originally Posted by **Jack\_Rabbit** ◻

*Hello all,*

*I use CrossOver 13 to run the game and it overheats within a few minutes of loading the game, the fans work like crazy.*

*I have a new macbook air so my guess is that CrossOver uses all of the CPU usage... I can't continue to play the game in these conditions...*

*Do any other Mac users have the same issue? if not, what version of CrossOver are you using?*

*Thanks in advance!*

Yes, it gets warm quickly but I can't say it bothers me too much however.

But I find the battery more frustrating as drains exceptionally quickly. My normal battery life is somewhere around 8 to 10 hours. With the game running it's somewhere between 2 to 3 hours.

Have you tried contacting crossover? It's definitely that as it happens whenever I use crossover.

04-04-14, 11:06 AM

#131

Psmith  
Unattached

The battery definitely drains quicker while running CrossOver. But I'm more worried about the heating, since the computer might wear out faster. And it was expensive as hell.

CrossOver has a support forum <http://www.codeweavers.com/support/forums/> I had a quick look but to no avail. I might have a bit more time to delve into it during the weekend, if I find a solution I'll post it here.

04-04-14, 01:55 PM

#132

**ajra21** ◦  
Backup Player

Join Date: 18-05-13  
Posts: 728

Originally Posted by **Jack\_Rabbit** ◻

*The battery definitely drains quicker while running CrossOver. But I'm more worried about the heating, since the computer might wear out faster. And it was expensive as hell.*

*CrossOver has a support forum <http://www.codeweavers.com/support/forums/> I had a quick look but to no avail. I might have a bit more time to delve into it during the weekend, if I find a solution I'll post it here.*

thanks.

12-04-14, 05:49 PM

#133

**Zé** ◦  
Backup Player

Join Date: 11-09-12  
Posts: 561

Originally Posted by **Jack\_Rabbit** ◻

*The battery definitely drains quicker while running CrossOver. But I'm more worried about the heating, since the computer might wear out faster. And it was expensive as hell.*

CrossOver has a support forum <http://www.codeweavers.com/support/forums/> I had a quick look but to no avail. I might have a bit more time to delve into it during the weekend, if I find a solution I'll post it here.

You could try plaonmac?

Also use tapani 2.19 for the idle patch as this helps.

13-04-14, 04:37 PM

#134

**ajra21** ◦  
Backup Player

Join Date: 18-05-13  
Posts: 728

Originally Posted by **Zé** ◦

*You could try plaonmac?*

*Also use tapani 2.19 for the idle patch as this helps.*

you have been able to get the tapani patches to work on a mac? how?

13-04-14, 08:40 PM

#135

**Zé** ◦  
Backup Player

Join Date: 11-09-12  
Posts: 561

Originally Posted by **ajra21** ◦

*you have been able to get the tapani patches to work on a mac? how?*

The patched exe works fine. It is applying the patch that is a pain. If you download virtualbox you can create a small Windows XP installation and use that to patch the exes.

I have the exe patched at different speeds so can provide you with that if you like?

14-04-14, 12:54 AM

#136

**ajra21** ◦  
Backup Player

Join Date: 18-05-13  
Posts: 728

Originally Posted by **Zé** ◦

*The patched exe works fine. It is applying the patch that is a pain. If you download virtualbox you can create a small Windows XP installation and use that to patch the exes.*

*I have the exe patched at different speeds so can provide you with that if you like?*

i'd appreciate that.

how do you patch the exes?

06-05-14, 03:26 PM

#137

**cranso** ◦  
Youth Team Player

Join Date: 31-05-12  
Posts: 25

Has anyone managed to install the tapani patch? I've got the game working no problems with crossover and updated with March database just curious if anyone has managed to patch it with tapani and if so, how? 🤖

18-05-14, 08:42 PM

#138

**ajra21** ◦  
Backup Player

Join Date: 18-05-13  
Posts: 728

nah, i haven't been able to at all. crossover works. so does the game with update but nothing much else.

18-05-14, 11:07 PM

#139

**Zé** ◦  
Backup Player

Join Date: 11-09-12  
Posts: 561

<https://www.dropbox.com/s/6bhn533e92af0gz/cm0102.exe>

Tapani 2.19 exe.

08-06-14, 05:36 PM

#140

**johnbhoyc** ◦  
Youth Team Player

Join Date: 08-06-14  
Posts: 1

### Where can I find the Mac version of this game?

In downloads I only see one version. I've installed it but can't get it working on my mac.

From a tutorial on youtube there seems to be a mac version in downloads but I don't see it.

Thanks

08-06-14, 08:48 PM

#141

**Erkifino** ◦  
First Team Player

Join Date: 02-03-12  
Posts: 4,536

From what I know you need to download a windows emulator, I don't have a mac so I'm sure what's available. You can run windows programs including this fine game with one!

08-06-14, 08:49 PM

#142

**Zé** ◦  
Backup Player

Join Date: 11-09-12  
Posts: 561

My advice would be to download the Windows version and install with playonmac 🙌

The Mac version of the game was extremely slow compared to the Windows version.

10-06-14, 12:43 AM

#143

**leedsunited89** ◦  
Youth Team Player

Join Date: 09-06-14  
Posts: 1

### mac help

How do I download the patch and update for mac?

10-06-14, 08:47 AM

#144

**Dermotron** ◦  
Sir Mergements  
Director  
Manager  
VIP  
Captain

Join Date: 15-12-11  
Location: Your Mother  
Posts: 29,995

Do you have an actual copy of the game for Mac? If you do could be handy sharing a copy on here 🙌

The updates won't work for Mac as the last patch for Mac was 3.9.65 and Windows was 3.9.68 which the updates are compiled on.

You can use some suggestions from the Mac Thread on how to play the Windows version on Mac  
<http://www.champman0102.co.uk/showthread.php?t=1115>

06-08-14, 11:03 AM

#145

**Danm2501** ◦  
Youth Team Player

Join Date: 26-06-14  
Posts: 1

Running fine on Mac using Crossover, but can't seem to find the answer to this. How do I go about installing a new tactic when playing on Crossover?

31-08-14, 02:36 PM

#146

**Alex Ferguson** ◦  
Decent Young Player

Join Date: 24-03-13  
Location: United Kingdom  
Posts: 81

Originally Posted by **Danm2501** ◦

*Running fine on Mac using Crossover, but can't seem to find the answer to this. How do I go about installing a new tactic when playing on Crossover?*

You can add your tactic to the Tactics folder found at /Users/yourusername/Library/Application Support/CrossOver/Bottles/yourbottlename/drive\_c/Program Files/Championship Manager 01-02/tactics

23-09-14, 08:58 PM

#147

**Nodsnvolleys** ◦  
Youth Team Player

Join Date: 26-05-14  
Posts: 9

Originally Posted by **Zé** ◦

<https://www.dropbox.com/s/6bhn533e92af0gz/cm0102.exe>

*Tapani 2.19 exe.*

Hi there Ze i downloaded your file but once i launch it it says please insert cd how did you launch the download from here through crossover i have the .68 game working fine but would like to tapanify

24-10-14, 10:58 AM

#148

**anakol** ◦  
Youth Team Player

Join Date: 22-10-14  
Posts: 1

### How to update to 3.9.68 on a mac

I can't seem to update the original game to the 3.9.68 version on my Mac. I run the patch, install it (it shows me that the game has updated to the new version) but when I start the game it stills run the 3.9.60 version. Am I doing something wrong or is this just an issue on all macs?

24-10-14, 10:59 PM

#149

**StuHolden** ◦  
Youth Team Player

Join Date: 11-03-12  
Posts: 15

Originally Posted by **Emil** ◦

*Using Wineskin will allow you to play the game on Mac without problems :-)*


*You'll need to force windowed mode and Direct3D off in order to work properly. If any interested I could show the few steps.*

*Thanks for the updates, I loved 00/01, so I'm giving this a try.*

I'm trying to play the game on a mac - would anyone mind assisting me please?

Ideally, the October 14 update(?)

Any help would be really appreciated.

**StuHolden**   
Youth Team Player

Join Date: 11-03-12  
Posts: 15

Hi. I'm having some major issues with trying to install and play the game on a macbook. I'm getting nowhere! Is anyone able to help by providing a more up to date/fools guide to how to install and play CM on a Macbook? I've tried to download the game from this site but after the download doesn't complete it says network error (or something like that).

Any advice or guidance please??

« Editor - Balance - Transfer fund ratio | Error after re-installing »

**Tags for this Thread**

#all, #mac, mac air, mac game download, macbook  
[View Tag Cloud](#)

**Posting Permissions** 

You may not post new threads	<b>BB code</b> is On
You may not post replies	<b>Smilies</b> are On
You may not post attachments	<b>[IMG]</b> code is On
You may not edit your posts	<b>[VIDEO]</b> code is On
	HTML code is Off

[Forum Rules](#)

-- Default Style 

[Archive](#) [Web Hosting](#) [Top](#)

All times are GMT +1. The time now is 10:31 AM.

Powered by [vBulletin®](#) Version 4.2.5  
Copyright © 2022 vBulletin Solutions Inc. All rights reserved.

© www.champman0102.co.uk



## Thread: MAC Problems & Queries (SOLUTIONS TO PLAY ON MAC POSTED HERE)

Thread Tools

25-10-14, 12:18 PM

#151

**Zé**  
Backup Player

Join Date: 11-09-12  
Posts: 561

Originally Posted by **StuHolden**

*Hi. I'm having some major issues with trying to install and play the game on a macbook. I'm getting nowhere! Is anyone able to help by providing a more up to date/fools guide to how to install and play CM on a Macbook? I've tried to download the game from this site but after the download doesn't complete it says network error (or something like that).*

*Any advice or guidance please??*

1. Download playonmac
2. Download cm0102 iso
3. Mount cm0102 iso
4. Open playonmac
5. Click install
6. Make sure to choose "Install from exe" and not from CDROM

Let me know once it has installed.

25-10-14, 12:22 PM

#152

**StuHolden**  
Youth Team Player

Join Date: 11-03-12  
Posts: 15

Thanks Ze.

I'm having problems downloading the iso. Is it the same file as windows version? In downloads section of this site?

31-10-14, 12:49 AM

#153

**Zé**  
Backup Player

Join Date: 11-09-12  
Posts: 561

Originally Posted by **StuHolden**

*Thanks Ze.*

*I'm having problems downloading the iso. Is it the same file as windows version? In downloads section of this site?*

Yes. It is the Windows version you need to download.

16-11-14, 12:39 PM

#154

### 🔗 How to update cm01/02 on mac

Hey , I was going to start playing cm 01/02 on my mac . But I 'd love to have the latest update installed. I installed the game and downloaded the update file but do not know where to put it.

📅 16-11-14, 01:19 PM

#155

Zé ◦  
Backup Player

Join Date: 11-09-12  
Posts: 561

<http://www.champman0102.co.uk/showthread.php?t=1115>

📅 07-12-14, 02:57 AM

#156

johnnybhoy5 ◦  
Youth Team Player

Join Date: 07-12-14  
Posts: 1

### download with mac

does anyone know how to get this on a mac, i done the normal download but cant seem to open anything up. sorry im not very tech savvy so a step by step would be appreciated. used to love this game

📅 07-12-14, 04:36 AM

#157

Fods ◦  
Not Needed at the Club

Join Date: 16-12-11  
Location: Australia  
Posts: 11,493

Have you checked here mate: <http://www.champman0102.co.uk/showthread.php?t=1115>

📅 07-12-14, 02:06 PM

#158

Domenicorea ◦  
Youth Team Player

Join Date: 05-12-14  
Posts: 2

### ANY BODY KNOW HOW I CAN GET CHAMP 0102 ON MAC

ANY BODY KNOW HOW I CAN CHAMP 0102 ON THE MAC

📅 07-12-14, 02:15 PM

#159

Cam F ◦  
VIP

Join Date: 03-03-12  
Posts: 2,949

WOW, THERE IS A CAMP VERSION OF 0102, SOME OF THE GAY BOYS ON HERE MUST BE LOVING THAT!!! 🤔



📅 07-12-14, 02:23 PM

#160

Domenicorea ◦  
Youth Team Player

Join Date: 05-12-14  
Posts: 2

😂 LOL



07-12-14, 03:02 PM

#161

**Cam F** ◦  
VIP

Join Date: 03-03-12  
Posts: 2,949

Soz, I couldn't resist. I think you will find the answer to your question in technical support faqs.

07-12-14, 03:04 PM

#162

**Goofy** ◦  
First Team Player

Join Date: 18-12-11  
Location: On the oche  
Posts: 2,840

Too much shouting in here - caps lock button broken?

07-12-14, 03:05 PM

#163

**Goofy** ◦  
First Team Player

Join Date: 18-12-11  
Location: On the oche  
Posts: 2,840

Installing on a mac - <http://www.champman0102.co.uk/showthread.php?t=377>

Strangely enough it's in the tech support tutorials section, who'd have guessed that? 😊

12-12-14, 04:41 PM

#164

**Ephorik** ◦  
Youth Team Player

Join Date: 08-10-14  
Posts: 1

### Where can i found my saved games on my mac ?

Hi guys,

I m trying to search my "saved games" on my mac. Can anyone help me please ? I would like to use CM scout and i can t without the files "saved games".

Thks

15-12-14, 03:26 AM

#165

**ajra21** ◦  
Backup Player

Join Date: 18-05-13  
Posts: 728

used to be able to use cmexplorer (with crossover) but recently i can't find my saved game files either. annoying.

15-12-14, 03:44 AM

#166

**ajra21** ◦  
Backup Player

Join Date: 18-05-13  
Posts: 728

Originally Posted by **Zé** ◻

1. Download playonmac
2. Download cm0102 iso
3. Mount cm0102 iso
4. Open playonmac
5. Click install
6. Make sure to choose "Install from exe" and not from CDROM

Let me know once it has installed.

when you say "click install" what exactly do you mean? cos when i click "install" i do not get the option "install from exe". instead, i get this:

15-12-14, 01:36 PM

#167

**Zé** ◦  
**Backup Player**

Join Date: 11-09-12  
Posts: 561

Click on "Install a non-listed program"

17-12-14, 12:28 AM

#168

**ajra21** ◦  
**Backup Player**

Join Date: 18-05-13  
Posts: 728

Originally Posted by **Zé**

*Click on "Install a non-listed program"*

i did that. and then kept going. never got it to work.

17-12-14, 12:30 AM

#169

**Zé** ◦  
**Backup Player**

Join Date: 11-09-12  
Posts: 561

Originally Posted by **ajra21**

*i did that. and then kept going. never got it to work.*

When did it stop working?

17-12-14, 08:21 PM

#170

**ajra21** ◦  
**Backup Player**

Join Date: 18-05-13  
Posts: 728

Originally Posted by **Zé**

*When did it stop working?*

i get these three issues:

17-12-14, 08:26 PM

#171

**Zé** ◦  
**Backup Player**

Join Date: 11-09-12  
Posts: 561

Are you trying to install the original game? It mentions 3.9.68 which seems odd as it is 3.9.60 out of the box.

17-12-14, 08:30 PM

#172

**ajra21** ◦  
**Backup Player**

Join Date: 18-05-13  
Posts: 728

i'm trying to install which everyone i have already downloaded from this site.

if i use the 242-2.exe, i get this:

17-12-14, 09:43 PM

#173

Follow this tutorial (should be exactly the same on the Mac version).

<http://www.champman0102.co.uk/showthread.php?t=4124>

Install the game and then follow the steps to patch the game to .68 🙏

28-12-14, 04:16 PM

#174

Thanks - will have a go when I get a chance.

03-01-15, 11:53 AM

#175

### Installable for Mac

Hi all,

was aware there was an installable available for Mac some years ago. Is it still available?

If yes, can someone give me a good link for download?

Currently I am running game from Virtualized XP on my Mac.

Many thanks,

Ivan

◀ Editor - Balance - Transfer fund ratio | Error after re-installing ▶

#### Tags for this Thread

#all, #mac, mac air, mac game download, macbook  
[View Tag Cloud](#)

#### Posting Permissions

You may not post new threads	<b>BB code</b> is On
You may not post replies	<b>Smilies</b> are On
You may not post attachments	<b>[IMG]</b> code is On
You may not edit your posts	<b>[VIDEO]</b> code is On
	HTML code is Off
	<b>Forum Rules</b>



## Thread: MAC Problems & Queries (SOLUTIONS TO PLAY ON MAC POSTED HERE)

Thread Tools

03-01-15, 06:38 PM

#176

**Haggelicious**  
Youth Team Player

Join Date: 13-06-12  
Posts: 5

Playonmac works except I have a problem with the mouse. When i click I have to click once more to see it happen.  
Let's say I want to start a new game so I click on "Start New Game" then I have to random click on a button on the next screen (still seeing the first screen) and then the choose countries screen appears.

Anyone with similar problem and perhaps a solution?

08-01-15, 11:22 AM

#177

**Mark**  
Chairman

Join Date: 31-10-11  
Posts: 29,427

Hi ivanlegra,

I have moved your thread into our Technical Support area.

As far as I'm aware, there is no download available for the mac. The only way mac users have been able to get CM 01/02 running is via a crossover or using a Windows partition.

I would really like to get my hands on a mac copy of the CM 01/02 disc that Eidos made but every time I look for it online, I just can't find a copy to purchase 😞 If I could get it, I'm sure we could make it available to download without causing issues as they made the Windows version available for free.

08-01-15, 03:41 PM

#178

**ivanlegra**  
Youth Team Player

Join Date: 02-01-15  
Posts: 2

Thanks Mark! I will enjoy this game from Virtualized XP only for the moment. Keep me posted in case of any good news.

Regards!  
Ivan 😊

08-01-15, 03:44 PM

#179

**Mark**

Join Date: 31-10-11

I will certainly do that!

21-01-15, 12:39 AM

#180

**ajra21** ◦  
Backup Player

Join Date: 18-05-13  
Posts: 728

Originally Posted by **Zé** »

Follow this tutorial (should be exactly the same on the Mac version).

<http://www.champman0102.co.uk/showthread.php?t=4124>

Install the game and then follow the steps to patch the game to .68 🙌

finally has some time to sit down & install it using this guide.

many thanks

i am having some issues getting the update to work. any ideas?

21-01-15, 01:45 AM

#181

**ajra21** ◦  
Backup Player

Join Date: 18-05-13  
Posts: 728

i'm playing on a MacBook.

i used "running CM on Ubuntu/Xubuntu" guide to help me install the original game & the .68 patch/update.

but i can't get the latest update to work. any ideas?

also, when i tried to run the tapani patch, an error message popped up.

24-01-15, 02:06 AM

#182

**ajra21** ◦  
Backup Player

Join Date: 18-05-13  
Posts: 728

still can't figure out how to play the updated game using *playonmac*.

ze, any ideas? i tried to follow the concept of: GO > hold OPTION > APPLICATION SUPPORT >

but there isn't a folder for *playonmac* like there is for *crossover*.

any one able to play the updated game using *playonmac*?

EDIT - After playing around, I figured it out.

Last edited by *ajra21*; 24-01-15 at 02:22 AM.

24-01-15, 03:00 PM

#183

**milo** ◦  
Director

Join Date: 02-03-12  
Posts: 3,608

Originally Posted by **ajra21** »

EDIT - After playing around, I figured it out.

how? why don't you share your method in case someone else needs it in the future?

24-01-15, 05:27 PM

#184

**ajra21** ◦  
Backup Player

Join Date: 18-05-13  
Posts: 728

Originally Posted by **milo** »

how? why don't you share your method in case someone else needs it in the future?

I am already in the process of doing so but it wasn't a smooth step-by-step thing when i did it; so i'm trying to re-create it more logically.

24-01-15, 05:50 PM

#185

**ajra21** ◉  
**Backup Player**

Join Date: 18-05-13  
Posts: 728

ok, how to update CM0102 using playonmac.

This isn't how i did it originally but i've re-installed etc and went through this process again to ensure it works.

make sure you have .68 patch installed. I have yet to get any tapani patch to work at all.

1. download the update called "October 2014 Data Update" from the download section.
2. keep this folder open for later. you can minimise it if you want.
3. mount the CM0102 iso.
4. open playonmac.
5. in playonmac, click on your "CM0102" game.
6. click on "configure".
7. click on "miscellaneous".
8. click on "open program's directory"
9. find the "data" folder.
10. return to your downloaded update folder that you minimised earlier.
11. copy all the files inside the "october 2014 update".
12. go back to "data" folder that you found in the playonmac program.
13. paste all the files from the "october 2014 update" folder into this "data" folder.
14. close playonmac.
15. un-mount/eject the CM0102 iso.
16. re-mount CM0102 iso.
17. play the game.

it works with the CMScout & cmexplorer though i'm not a great user these tools.

both of these are done by following the above steps 1-7 and then following these.

8. click on "run a .exe file in this virtual drive".
9. locate the downloaded tool folder.
10. locate the .exe file for that tool.
11. let playonmac do it's thing.

at the moment, you have to do these last four steps (8-11) overtime you want to use the tool. not great but i don't use them that much.

just got GK's editor to work - not tested though. installing this wasn't as straight forward. let me get my head around it and i'll post the steps to get it working.

i cannot get any of the JL stuff to work but i'm gonna spend today (snowed in) to figure it out.

26-01-15, 04:57 PM

#186

**ajra21** ◉  
**Backup Player**

Join Date: 18-05-13  
Posts: 728

Has anyone managed to change or add fonts using *playon* etc?

also, i see some people have the different colours for the different attributes in a player's screen. has anyone managed to do that using *playon*?

*Last edited by ajra21; 26-01-15 at 05:36 PM.*

26-01-15, 05:37 PM

#187

**ajra21** ◉  
**Backup Player**

Join Date: 18-05-13  
Posts: 728

managed to install new fonts. entered the file directory (via playonmac) and followed the windows instructions.

26-01-15, 07:35 PM

#188

**ajra21** ◉  
**Backup Player**

Join Date: 18-05-13  
Posts: 728

has anyone managed to install the tapani patch using playon?

26-01-15, 08:55 PM

#189

**Dermotron** ◊  
Sir Mergements  
Director  
Manager  
VIP  
Captain

Join Date: 15-12-11  
Location: Your Mother  
Posts: 29,995

Isn't that a mac program, this is thread is about Ubuntu (and I presume linux)

Champman0102.co.uk Facebook Page  
13000 followers and rising

**November 2020 Data Update Out Now**

27-01-15, 12:34 AM

#190

**ajra21** ◊  
Backup Player

Join Date: 18-05-13  
Posts: 728

Originally Posted by **Dermotron** ◊

*Isn't that a mac program, this is thread is about Ubuntu (and I presume linux)*

it is but payonubuntu and playonlinux seem to follow the same logic & process.

i gave up on crossover. playonwhatever works much better. i've managed to get CMexplorer, CMScout & the GK editor to work properly with playon but the when i follow (my assumed) process for the tapani patch, i get an error.

i'd really like to be able to change the colour of the attributes on the player screens.

30-01-15, 02:52 PM

#191

**ajra21** ◊  
Backup Player

Join Date: 18-05-13  
Posts: 728

mini update

having been trying for almost around a week, i have not been able to come up with a way of using the tapani patch with *playonmac*. in theory, because it's an .exe file, it should work the same as the .68 patch (following the instructions found on [here](#) - but it does not. this error comes up:

equally, i am still not able to figure out what to do with the JL patch.

are there any mac/ubuntu/xubuntu users out there using *playon*- who have managed to get these patches to work?

07-02-15, 03:55 PM

#192

**ajra21** ◊  
Backup Player

Join Date: 18-05-13  
Posts: 728

bump.

it seems as though no one has managed to get the tapani or JL patches to work using playonmac/ubuntu/xubuntu. it has been suggested that the J patch can be installed on a windows machine and then tanker the whole thing to the mac. i'm going to try that sometime soon.

will keep people updated.

(that's if i can find the "how to install the JLPatch" thread. i swear it moves overtime i look for it. 🤔 )

10-02-15, 02:03 AM

#193

**ajra21** ◊  
Backup Player

Join Date: 18-05-13  
Posts: 728

Originally Posted by **Zé** ◊

*Tapani patch will work. I play with it.*

*Applying it is difficult, you will need a virtual box.*

*Or use this exe, Tapanified 2.19 <https://www.dropbox.com/s/6bhn533e92af0gz/cm0102.exe>*

Originally Posted by **Zé**

Hello lomapur,

Here is a tapanified exe. I use it on Linux and it works perfectly.

<https://www.dropbox.com/s/6bhn533e92af0gz/cm0102.exe>

can i use this exe in playonmac? just installing it as usual?

10-02-15, 02:19 AM

#194

**ajra21**  
Backup Player

Join Date: 18-05-13  
Posts: 728

OMG - i have a tapani patch working on my mac!!!!!!

ok, is it possible to change the start date? aren't there rules on which year you must start it on?

edit: bollocks. it's stopped working.

edit 2: the patch is no longer part of the setup but i'm getting these two errors when i save:

any ideas?

*Last edited by ajra21; 10-02-15 at 02:59 AM.*

26-02-15, 10:27 PM

#195

**Kuvenkm17**  
Youth Team Player

Join Date: 26-02-15  
Posts: 1

### MAC question

Hi,

another question from those of us daft enough to own a MAC. Is it possible to play this via crossover but without a disc?

K

27-02-15, 02:33 AM

#196

**Redknapp69**  
Member of the Month  
Social Media Mod

Join Date: 03-03-12  
Posts: 28,262



Have a look in here mate - all about playing CM on a MAC! 🙌

<http://www.champman0102.co.uk/showthread.php?t=1115>

02-03-15, 09:06 PM

#197

**ajra21**  
Backup Player

Join Date: 18-05-13  
Posts: 728

Originally Posted by **Kuvenkm17**

Hi,

*another question from those of us daft enough to own a MAC. Is it possible to play this via crossover but without a disc?*

K



yes - but seriously, use playonmac instead of crossover. IMO, it's far superior.

30-03-15, 11:36 PM

#198

**gavin95coop**  
Youth Team Player

Join Date: 05-04-12  
Posts: 15

### Mac version

Apologies been out the game for a while changing computer to Mac, is there a Mac version i can download and update the latest changes?

01-04-15, 01:40 PM

#199

**ajra21**  
Backup Player

Join Date: 18-05-13  
Posts: 728

Originally Posted by **gavin95coop**

*Apologies been out the game for a while changing computer to Mac, is there a Mac version i can download and update the latest changes?*

use the game that you can download from this site. download *playonmac* & install it (far better than crossover IMO). find the ubuntu thread and follow their instructions for *playonubuntu* to install the game.

works a treat. can't install patches but the updates are relatedly simple to do and you can use in-game editors.

let us know how you get on.

05-04-15, 11:23 AM

#200

Psmith  
Unattached

Hi ajra21,

I'm curious on why do you rate playonmac above Crossover? I use Crossover myself and it works great; I can even use some of the tools (like the recent tactic editors, the colour editor, or any tool that uses an \*.exe file really.)

I don't use the tapani patches.

It would be great if JL could do a version of his tools that function with an .exe file instead of .bat (not sure if that's possible though...)

« Editor - Balance - Transfer fund ratio | Error after re-installing »

#### Tags for this Thread

#all, #mac, mac air, mac game download, macbook  
View Tag Cloud

#### Posting Permissions

You may not post new threads  
You may not post replies  
You may not post attachments  
You may not edit your posts

**BB code** is On  
**Smilies** are On  
**[IMG]** code is On  
**[VIDEO]** code is On  
HTML code is Off

[Forum Rules](#)

All times are GMT +1. The time now is 10:31 AM.

Powered by vBulletin® Version 4.2.5  
Copyright © 2022 vBulletin Solutions Inc. All rights reserved.

© www.champman0102.co.uk



## Thread: MAC Problems & Queries (SOLUTIONS TO PLAY ON MAC POSTED HERE)

Thread Tools

10-04-15, 10:09 PM

#201

**joostvoncken**  
Youth Team PlayerJoin Date: 10-04-15  
Posts: 2Originally Posted by **Haggelicious**

Playonmac works except I have a problem with the mouse. When i click I have to click once more to see it happen.

Let's say I want to start a new game so I click on "Start New Game" then I have to random click on a button on the next screen (still seeing the first screen) and then the choose countries screen appears.

Anyone with similar problem and perhaps a solution?

I have the same problem and can't seem to find a solution.

The problem is so big I cannot play the game after I finally managed to install it 😞

The mouse does not seem to react to the correct buttons and the screen reacts just the same as described above.

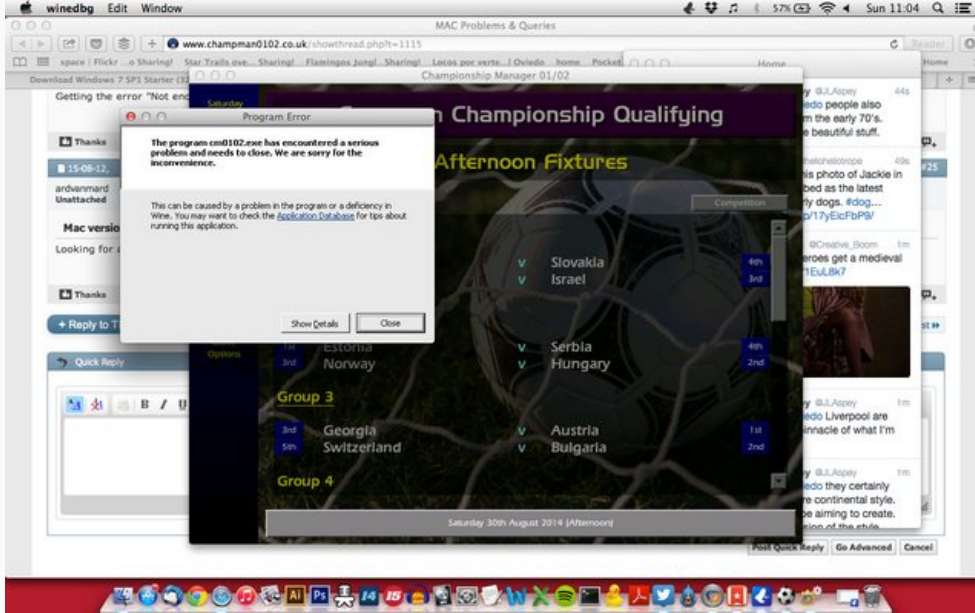
26-04-15, 11:59 AM

#202

**Alex Ferguson**  
Decent Young PlayerJoin Date: 24-03-13  
Location: United Kingdom  
Posts: 81

### Program Error While Playing

I'm currently playing CM01/02 on my Mac through Crossover and when the game tries to progress through 30th August 2014, this error message pops up:



I've tried unpatching the cm0102.exe file and changing compatibility to Windows 98/Me but to no avail.

Here's the error log:

**Spoiler!**

**Code:**

```

Unhandled exception: page fault on write access to 0x00000074 in 32-bit code (0x00580a38).
Register dump:
CS:001b SS:0023 DS:0023 ES:0023 FS:1007 GS:000f
EIP:00580a38 ESP:0033f15c EBP:00000001 EFLAGS:00010293( R- -- I S -A- -C)
EAX:00000000 EBX:00000001 ECX:00000013 EDX:00000025
ESI:04858fc8 EDI:0485ba16
Stack dump:
0x0033f15c: 0485b8a8 00000002 0048e3b2 03bb745f
0x0033f16c: 0485ba00 0485b903 0485ba01 0485b905
0x0033f17c: 00685476 03bb745f 0485ba00 0485b903
0x0033f18c: 0485ba01 0485b905 00000000 00ae2c90
0x0033f19c: 00000000 0485b8a8 ff057000 00000002
0x0033f1ac: 0485ba16 046512e0 00000000 03b4dbd7
0200: sel=1007 base=7ffc0000 limit=00000fff 32-bit rw-
Backtrace:
=>0 0x00580a38 in cm0102 (+0x180a38) (0x00000001)
0x00580a38: movb    %bl,0x74(%eax)
Modules:
Module Address Debug info Name (218 modules)
ELF 0-82001000 Stabs <wine-loader>
PE 400000- de7000 Deferred cm0102
PE 40001000-401b5000 Deferred libwine.1.dylib
ELF 4048f000-404f3000 Deferred advapi32<elf>
\ -PE 404a0000-404eb000 \ advapi32
ELF 40786000-407a0000 Deferred version<elf>
\ -PE 40790000-4079f000 \ version
ELF 407a0000-407df000 Deferred winspool<elf>
\ -PE 407b0000-407dc000 \ winspool
ELF 407df000-407fa000 Deferred wsock32<elf>
\ -PE 407f0000-407f9000 \ wsock32
ELF 42500000-4263b000 Deferred user32<elf>
\ -PE 42510000-42610000 \ user32
ELF 4263b000-42742000 Deferred gdi32<elf>
\ -PE 42640000-426ec000 \ gdi32
ELF 42742000-427a8000 Deferred shlwapi<elf>
\ -PE 42750000-427a0000 \ shlwapi
ELF 427a8000-427ee000 Deferred dsound<elf>
\ -PE 427b0000-427ed000 \ dsound
ELF 43100000-431e5000 Deferred comdlg32<elf>
\ -PE 43110000-431e3000 \ comdlg32
ELF 431e5000-433fc000 Deferred shell32<elf>
\ -PE 431f0000-433f6000 \ shell32
ELF 433fc000-434f0000 Deferred comctl32<elf>
\ -PE 43400000-434ec000 \ comctl32
ELF 434f0000-43557000 Deferred ddraw<elf>
\ -PE 43500000-43556000 \ ddraw
ELF 43557000-4368d000 Deferred wined3d<elf>
\ -PE 43560000-43688000 \ wined3d
ELF 4368d000-43751000 Deferred opengl32<elf>
\ -PE 43690000-4374a000 \ opengl32
ELF 43751000-43860000 Deferred ole32<elf>
\ -PE 43760000-43852000 \ ole32
ELF 43860000-438d4000 Deferred rpcrt4<elf>
\ -PE 43870000-438ce000 \ rpcrt4
ELF 438d4000-43907000 Deferred ws2_32<elf>
\ -PE 438e0000-43904000 \ ws2_32
ELF 43907000-4392a000 Deferred iphlpapi<elf>
\ -PE 43910000-43928000 \ iphlpapi
ELF 4392a000-43999000 Deferred libcxffonttype.so
ELF 43999000-43a14000 Deferred winemac<elf>
\ -PE 439a0000-43a09000 \ winemac
PE 44c89000-44ca4000 Deferred librarian
ELF 44ca4000-44d05000 Deferred wineps<elf>
\ -PE 44cb0000-44d04000 \ wineps
PE 4517b000-45186000 Deferred ioaccelerator
PE 45186000-45198000 Deferred libgpusupportmercury.dylib
PE 4519b000-451cf000 Deferred glrenderfloat
PE 451cf000-451de000 Deferred libclcpuengine.dylib
PE 47d01000-47ecc000 Deferred glengine
PE 47ecc000-4807f000 Deferred libglprogrammability.dylib
PE 48200000-487a0000 Deferred appleintelhd4000graphicsgldriver
ELF 7b800000-7ba3f000 Deferred kernel32<elf>
\ -PE 7b810000-7ba30000 \ kernel32
ELF 7bc00000-7bcc3000 Deferred ntdll<elf>
\ -PE 7bc10000-7bca3000 \ ntdll
PE 90007000-9008c000 Deferred symbolication
PE 90007000-9008c000 Deferred symbolication

```

PE	90067000-901b5000	Deferred	diskimages
PE	90067000-901b5000	Deferred	diskimages
PE	90067000-901b5000	Deferred	diskimages
PE	90067000-901b5000	Deferred	diskimages
PE	907f9000-908f8000	Deferred	libiconv.2.dylib
PE	908eb000-9095b000	Deferred	scalableuserinterface
PE	908eb000-9095b000	Deferred	scalableuserinterface
PE	90943000-90d53000	Deferred	liblapack.dylib
PE	90d94000-90dab000	Deferred	libsasl2.2.dylib
PE	90d94000-90dab000	Deferred	libsasl2.2.dylib
PE	91189000-911ad000	Deferred	libpng.dylib
PE	91189000-911ad000	Deferred	libpng.dylib
PE	91189000-911ad000	Deferred	libpng.dylib
PE	91189000-911ad000	Deferred	libpng.dylib
PE	91189000-911ad000	Deferred	libpng.dylib
PE	91222000-91850000	Deferred	facecorelight
PE	91222000-91850000	Deferred	facecorelight
PE	91222000-91850000	Deferred	facecorelight
PE	91222000-91850000	Deferred	facecorelight
PE	91222000-91850000	Deferred	facecorelight
PE	91831000-918ba000	Deferred	hiservices
PE	91831000-918ba000	Deferred	hiservices
PE	918ba000-918e5000	Deferred	chunkinglibrary
PE	918ba000-918e5000	Deferred	chunkinglibrary
PE	918db000-91bf1000	Deferred	corefoundation
PE	91b97000-91c8c000	Deferred	launchservices
PE	91c46000-92119000	Deferred	coregraphics
PE	91c46000-92119000	Deferred	coregraphics
PE	92089000-921a0000	Deferred	libxml2.2.dylib
PE	92180000-93256000	Deferred	appkit
PE	92180000-93256000	Deferred	appkit
PE	92d3d000-92dcf000	Deferred	heimdal
PE	92e08000-92e5a000	Deferred	libcups.2.dylib
PE	92e08000-92e5a000	Deferred	libcups.2.dylib
PE	92e9a000-92ea0000	Deferred	audiounit
PE	92e9a000-92ea0000	Deferred	audiounit
PE	92e9a000-92ea0000	Deferred	audiounit
PE	92e9c000-92ed9000	Deferred	corevideo
PE	93004000-9300b000	Deferred	libcvmpluginsupport.dylib
PE	93004000-9300b000	Deferred	libcvmpluginsupport.dylib
PE	93007000-93038000	Deferred	kerberos
PE	93120000-93133000	Deferred	servicemanagement
PE	93120000-93133000	Deferred	servicemanagement
PE	93291000-93301000	Deferred	libfontregistry.dylib
PE	932e0000-93323000	Deferred	libglimage.dylib
PE	932e0000-93323000	Deferred	libglimage.dylib
PE	933a3000-9340d000	Deferred	remoteviewservices
PE	933a3000-9340d000	Deferred	remoteviewservices
PE	93898000-9399c000	Deferred	coretext
PE	93898000-9399c000	Deferred	coretext
PE	93898000-9399c000	Deferred	coretext
PE	93955000-93987000	Deferred	ubiquity
PE	93955000-93987000	Deferred	ubiquity
PE	93955000-93987000	Deferred	ubiquity
PE	93977000-939a3000	Deferred	libjpeg.dylib
PE	93c30000-93c76000	Deferred	coreservicesinternal
PE	93cfc000-93d7e000	Deferred	htmlrendering
PE	93d58000-93d79000	Deferred	multitouchsupport
PE	93f9d000-94144000	Deferred	vimage
PE	93f9d000-94144000	Deferred	vimage
PE	93f9d000-94144000	Deferred	vimage
PE	94141000-94192000	Deferred	bom
PE	9422a000-9438e000	Deferred	libblas.dylib
PE	9436d000-943c0000	Deferred	libglu.dylib
PE	9436d000-943c0000	Deferred	libglu.dylib
PE	9436d000-943c0000	Deferred	libglu.dylib
PE	9440a000-94418000	Deferred	netfs
PE	94412000-94540000	Deferred	discrecording
PE	94412000-94540000	Deferred	discrecording
PE	946b5000-946ef000	Deferred	familycontrols
PE	946b5000-946ef000	Deferred	familycontrols
PE	94739000-94787000	Deferred	gss
PE	94739000-94787000	Deferred	gss
PE	94777000-94a39000	Deferred	coredata
PE	94ca8000-94cba000	Deferred	libbz2.1.0.dylib
PE	94cb5000-94cca000	Deferred	applefscompression
PE	94cb5000-94cca000	Deferred	applefscompression
PE	94ccd000-94cd6000	Deferred	coreservices
PE	94f28000-94f2f000	Deferred	libsystem.b.dylib
PE	94f29000-94f2f000	Deferred	libradiancance.dylib
PE	94f8d000-94f95000	Deferred	libpam.2.dylib
PE	94f8d000-94f95000	Deferred	libpam.2.dylib
PE	94faf000-94fd6000	Deferred	libcrfsuite.dylib
PE	94faf000-94fd6000	Deferred	libcrfsuite.dylib
PE	94ffa000-9504a000	Deferred	mediakit
PE	950e5000-950e9000	Deferred	libsystem_blocks.dylib
PE	950e5000-950e9000	Deferred	libsystem_blocks.dylib
PE	950e9000-951a8000	Deferred	metadata
PE	954df000-95501000	Deferred	libgl.dylib
PE	95591000-9559e000	Deferred	libsystem_dnssd.dylib
PE	9562d000-95647000	Deferred	crashreportersupport
PE	9562d000-95647000	Deferred	crashreportersupport
PE	956a1000-956d7000	Deferred	librip.a.dylib
PE	956a1000-956d7000	Deferred	librip.a.dylib
PE	956a1000-956d7000	Deferred	librip.a.dylib
PE	9577c000-9586b000	Deferred	osservices
PE	95892000-958e4000	Deferred	debugsymbols
PE	958d3000-95917000	Deferred	ldap
PE	958d3000-95917000	Deferred	ldap
PE	9668a000-966e4000	Deferred	openc1
PE	9668a000-966e4000	Deferred	openc1
PE	967e1000-96b1a000	Deferred	coreimage
PE	967e1000-96b1a000	Deferred	coreimage
PE	96b49000-96b66000	Deferred	langanalysis
PE	96b5a000-96c8f000	Deferred	libcrypto.0.9.8.dylib
PE	96b5a000-96c8f000	Deferred	libcrypto.0.9.8.dylib
PE	96e8f000-96ea5000	Deferred	opengl
PE	96e8f000-96ea5000	Deferred	opengl
PE	96ead000-96ebb000	Deferred	print
PE	96eb4000-9708b000	Deferred	audiotoolbox
PE	96eb4000-9708b000	Deferred	audiotoolbox
PE	97045000-9707e000	Deferred	performanceanalysis
PE	97045000-9707e000	Deferred	performanceanalysis
PE	97045000-9707e000	Deferred	performanceanalysis
PE	97045000-9707e000	Deferred	performanceanalysis
PE	970dc000-97178000	Deferred	libvmisc.dylib
PE	970dc000-97178000	Deferred	libvmisc.dylib
PE	97cf3000-97cfa000	Deferred	libunc.dylib
PE	97cf5000-97cfa000	Deferred	liblangid.dylib
PE	97cf5000-97cfa000	Deferred	liblangid.dylib
PE	97d85000-97f0b000	Deferred	desktopservicespriv

```

PE 97ea2000-97eae000 Deferred libgfxshared.dylib
PE 97ea2000-97eae000 Deferred libgfxshared.dylib
PE 97f0b000-97f14000 Deferred libcorevmclient.dylib
PE 97f0b000-97f14000 Deferred libcorevmclient.dylib
PE 982f9000-98302000 Deferred tcc
PE 9830c000-98315000 Deferred libgif.dylib
PE 98311000-983bb000 Deferred securityfoundation
PE 9838c000-98396000 Deferred libcgxtype.a.dylib
PE 9838c000-98396000 Deferred libcgxtype.a.dylib
PE 983f3000-9841b000 Deferred libresolv.9.dylib
PE 98411000-98459000 Deferred libssl.0.9.8.dylib
PE 98411000-98459000 Deferred libssl.0.9.8.dylib
PE 98463000-98594000 Deferred libjp2.dylib
PE 98463000-98594000 Deferred libjp2.dylib
PE 986b6000-98706000 Deferred dictionaryservices
PE 986b6000-98706000 Deferred dictionaryservices
PE 98a62000-98ab4000 Deferred libcurl.4.dylib
PE 98a62000-98ab4000 Deferred libcurl.4.dylib
PE 98aa5000-98b25000 Deferred ae
PE 98b09000-98ba6000 Deferred ats
PE 99329000-99574000 Deferred libicuore.a.dylib
PE 99329000-99574000 Deferred libicuore.a.dylib
PE 995dd000-99a80000 Deferred foundation
PE 995dd000-99a80000 Deferred foundation
PE 995dd000-99a80000 Deferred foundation
PE 99d61000-99d67000 Deferred libdnsinfo.dylib
PE 99daf000-99dde000 Deferred openscripting
PE 99daf000-99dde000 Deferred openscripting
PE 99dce000-9a19f000 Deferred security
PE 9a090000-9a0b0000 Deferred generationalstorage
PE 9a090000-9a0b0000 Deferred generationalstorage
PE 9a0fc000-9a1af000 Deferred coresymbolication
PE 9a0fc000-9a1af000 Deferred coresymbolication
PE 9a1bb000-9a216000 Deferred libtiff.dylib
PE 9a1bb000-9a216000 Deferred libtiff.dylib
PE 9a2d9000-9a41a000 Deferred backup
PE 9a2d9000-9a41a000 Deferred backup
PE 9a2d9000-9a41a000 Deferred backup

```

Threads:

process tid prio (all id:s are in hex)

```

00000008 winewrapper.exe
00000009 0
0000000c services.exe
00000023 0
00000022 0
0000001b 0
00000012 0
0000000e 0
0000000d 0
00000010 mscorsvw.exe
00000018 0
00000017 0
00000015 0
00000011 0
00000019 winedevice.exe
00000021 0
0000001e 0
0000001d 0
0000001a 0
0000001f plugplay.exe
00000025 0
00000024 0
00000020 0
00000026 (D) Y:\Library\Application Support\CrossOver\Bottles\CM0102\drive_c\Program Files\Championship Manager 01-0
00000027 0 <==
00000028 explorer.exe
0000002a 0
00000029 0
System information:
Wine build: wine-1.7.4-7221-g3caaafd
Platform: i386
Host system: Darwin
Host version: 12.6.0

```

I'm not holding out much hope but if anyone could help, that would be brilliant. And please, no "you should have got a PC" jokes.

Thanks in advance!

26-04-15, 03:14 PM

#203

Fods

Not Needed at the Club

Join Date: 16-12-11  
Location: Australia  
Posts: 11,493

Have you read through the specific Mac thread?

<http://www.champman0102.co.uk/showthread.php?t=1115>

26-04-15, 09:23 PM

#204

Alex Ferguson

Decent Young Player

Join Date: 24-03-13  
Location: United Kingdom  
Posts: 81

Ah, I should have posted it there. Never mind. No, nothing in the thread helped.

02-06-15, 03:16 PM

#205

**rumoclock** ◊  
Youth Team Player

Join Date: 02-06-15  
Posts: 2

if someone had the original copy of championship manager 01/02 for mac would it then be possible to for mac users to download and play straight off...? this would be fantastic - let me know as I may be able to help... saves downloading all these programs would make a lot mac users very happy!

please pm me about this prospect.

*Last edited by rumoclock; 02-06-15 at 03:39 PM.*

02-06-15, 03:41 PM

#206

**rumoclock** ◊  
Youth Team Player

Join Date: 02-06-15  
Posts: 2

Championship Manager: Season 01/02 is a football management computer game in the Sports Interactive's Championship Manager series. It was released in October 2001 exclusively for PC and for Mac in November 2001. It was also later released on Xbox in April 2002. It was released as freeware in 2008.

problem is the mac version would need to be patched will be interesting if anyone on this forum would be upto the job... 🤖

30-06-15, 09:07 PM

#207

**singleton46** ◊  
Youth Team Player

Join Date: 18-12-14  
Posts: 2

im using wine to play it with the disc from old pc version...how do i get the updates on it?

10-07-15, 01:31 AM

#208

**ajra21** ◊  
Backup Player

Join Date: 18-05-13  
Posts: 728

Originally Posted by **Jack\_Rabbit** 🗨

Hi ajra21,

*I'm curious on why do you rate playonmac above Crossover? I use Crossover myself and it works great; I can even use some of the tools (like the recent tactic editors, the colour editor, or any tool that uses an \*.exe file really.)*

*I don't use the tapani patches.*

*It would be great if JL could do a version of his tools that function with an .exe file instead of .bat (not sure if that's possible though...)*

sorry jack for the delay.

crossover was a pain for me. the tools would crash and i often couldn't get some of the tools to work, it would often require me to re-install the game even though it should have been running fine.

playonmac just runs much more smoothly. the tools work without issue. just wish i could get tapani to work.

19-07-15, 11:07 AM

#209

**snkarakas** ◊  
Youth Team Player

Join Date: 01-01-15  
Posts: 1

Looking for a link to a download for the Mac version of 01/02 - can anyone help please?

19-07-15, 01:09 PM

#210

Psmith  
Unattached

Originally Posted by **snkarakas** 🗨

*Looking for a link to a download for the Mac version of 01/02 - can anyone help please?*

Hey there,

I have searched for it and never found it, what's more I don't think the Mac version of 01/02 would function on the new Macs.

I use CrossOver (version 13.0.0) to run cm 0102 and it works fine.

23-07-15, 09:04 PM

#211

**Dermotron** ◊  
**Sir Mergements**  
**Director**  
**Manager**  
**VIP**  
**Captain**

Join Date: 15-12-11  
Location: Your Mother  
Posts: 29,995

From Reddit

Originally Posted by **Batmankoff**

1. (download the game iso here ) or if you already have the disc use that.
2. Either insert disc or open the iso file (should show up under devices as CM0102)
3. Open up PlayOnMac and click 'install program' then in the bottom left hand corner click 'install a non-listed program'
4. Install a new program or virtual drive, you'll be asked to give it a name call it whatever you want I just named my drive CM0102 so I know what it is.
5. You'll get three option 'Use another version of Wine, Configure Wine, Install some libraries. Leave all 3 unchecked and click 'next'
6. Your virtual drive is now installing, this will take a few mins, be patient and wait. When it's done chose 'select another file> browse' select 'setup.exe' from CM0102 (disc/iso) click next.
7. Now you'll be going through the installation process as it would have went on PC all those years ago. If there's any problem here let me know, but I assume you can take it from here. (You may get screen resolution problems from running in fullscreen it's just a matter of trial and error and clicking till you get it in 'windowed mode', other than that you're golden)

Champman0102.co.uk Facebook Page

13000 followers and rising

**November 2020 Data Update Out Now**

01-09-15, 11:10 AM

#212

**MrBuckminster** ◊  
**VIP**

Join Date: 02-03-12  
Location: Fife, Scotland  
Posts: 155

So ive managed to get it working for my macbook but my mate has a macbook air which doesnt have a disk drive. Any idea how he'd get this running?

21-09-15, 09:13 PM

#213

**Bogroleum** ◊  
**Youth Team Player**

Join Date: 21-09-15  
Posts: 17

Originally Posted by **Zé**

Follow this tutorial (should be exactly the same on the Mac version).

<http://www.champman0102.co.uk/showthread.php?t=4124>

Install the game and then follow the steps to patch the game to .68 🤖

Hello lads, wondering if you can help me.

I downloaded the game and had it working fine on CrossOver, but it made the macbook alarmingly hot and had it sounding like it was about to blast off into outer space. So I got playonmac instead but I can't get the game to work. I followed the instructions in the above link, but whenever I try to start the game, the screen either goes mental - with random colours and bits of the desktop splashing up or it just goes black. I hear the sound ok and can see that the mouse can still recognise the start game button etc. but I can't see anything.

One thing I have noticed is that when I go through the installation process, I never get the option to choose between 32 bit and 64 bit windows installation but I have no idea if that's got anything to do with it.

Any help would be greatly appreciated.

Cheers.



**ajra21** ◊  
Backup Player

Join Date: 18-05-13  
Posts: 728

Originally Posted by **Bogroleum** ◊

Hello lads, wondering if you can help me.

*I downloaded the game and had it working fine on CrossOver, but it made the macbook alarmingly hot and had it sounding like it was about to blast off into outer space. So I got playonmac instead but I can't get the game to work. I followed the instructions in the above link, but whenever I try to start the game, the screen either goes mental - with random colours and bits of the desktop splashing up or it just goes black. I hear the sound ok and can see that the mouse can still recognise the start game button etc. but I can't see anything.*

*One thing I have noticed is that when I go through the installation process, I never get the option to choose between 32 bit and 64 bit windows installation but I have no idea if that's got anything to do with it.*

*Any help would be greatly appreciated.*

*Cheers.*

not sure why this is happening. it never was an issue for me. i'm sorry - i have no advice.

as for the heating (& quick battery use) it happens on playonmac as well. all of these "emulators" cause these issues.

18-10-15, 05:36 PM

#215

**GrantLDN** ◊  
Youth Team Player

Join Date: 16-10-15  
Posts: 36

### Right Click on macbook track pad?

How can I right click on the game???

Help please 😊

Sent from my iPhone using Tapataalk

18-10-15, 07:05 PM

#216

**GrantLDN** ◊  
Youth Team Player

Join Date: 16-10-15  
Posts: 36

How do you right click in the game with a trackpad?

Obviously I know how to use the track pad when using mac, but I just don't think it registers the right click in the game

21-10-15, 01:03 AM

#217

**ajra21** ◊  
Backup Player

Join Date: 18-05-13  
Posts: 728

have tried right-clicking in the game but nothing happens so i suspect this is the same for the trackpad.

21-10-15, 10:23 AM

#218

**Mark** ◊  
Chairman

Join Date: 31-10-11  
Posts: 29,427

There's no such thing as right-clicking within the game, is there?

21-10-15, 01:52 PM

#219

**Fods** ◊  
Not Needed at the Club

Join Date: 16-12-11  
Location: Australia  
Posts: 11,493

Only right click is maybe on the cm icon to run as admin etc

22-10-15, 10:40 AM #220

**champmangibbo** ◦  
Youth Team Player

Join Date: 22-10-15  
Posts: 1

I know this was over three years ago but do you have the steps for using Wineskin?

Cheers

27-10-15, 11:39 PM #221

**ajra21** ◦  
Backup Player

Join Date: 18-05-13  
Posts: 728

it's been a while since eu've asked this - has anyone managed to get the tapani patch to work on a mac.

28-10-15, 09:19 AM #222

**Nodsnvolleys** ◦  
Youth Team Player

Join Date: 26-05-14  
Posts: 9

Don't think so, i know Johngal did a tapanified update for april

28-10-15, 05:44 PM #223

**ajra21** ◦  
Backup Player

Join Date: 18-05-13  
Posts: 728

wait, someone managed to get tapani to work for the april update?

28-10-15, 06:05 PM #224

**Nodsnvolleys** ◦  
Youth Team Player

Join Date: 26-05-14  
Posts: 9

Originally Posted by **ajra21** ◦  
*wait, someone managed to get tapani to work for the april update?*

Well he did the update and is working on the october one

28-10-15, 09:05 PM #225

**ajra21** ◦  
Backup Player

Join Date: 18-05-13  
Posts: 728

wow. this is awesome.

did you play the last one?

--- Updated ---

also, all the tools have stopped working for me. maybe it's the move to el capitan?

Tags for this Thread

#all, #mac, mac air, mac game download, macbook  
[View Tag Cloud](#)

Posting Permissions



You may not post new threads  
You may not post replies  
You may not post attachments  
You may not edit your posts

**BB code** is On  
**Smilies** are On  
**[IMG]** code is On  
**[VIDEO]** code is On  
HTML code is Off

**[Forum Rules](#)**

-- Default Style



[Archive](#) [Web Hosting](#) [Top](#)

All times are GMT +1. The time now is 10:31 AM.

Powered by [vBulletin®](#) Version 4.2.5  
Copyright © 2022 vBulletin Solutions Inc. All rights reserved.

© [www.champman0102.co.uk](http://www.champman0102.co.uk)



## Thread: MAC Problems & Queries (SOLUTIONS TO PLAY ON MAC POSTED HERE)

Thread Tools

01-11-15, 11:22 AM

#226

**ugurog**  
Youth Team Player

Join Date: 25-04-14  
Posts: 11

right click is not working with trackpad in mac, any suggestions or shortcuts?

01-11-15, 06:19 PM

#227

**ajra21**  
Backup Player

Join Date: 18-05-13  
Posts: 728

what do you need to right-click for?

01-11-15, 06:23 PM

#228

**ajra21**  
Backup Player

Join Date: 18-05-13  
Posts: 728

ok, is anyone else having issues with playonmac and the editor tools? they semi-load but then can be used. the icons aren't there. it seems as though the recent update to el capitan might be the issue. anyone else having issues? can't even run the official editor.

02-11-15, 09:26 AM

#229

**ugurog**  
Youth Team Player

Join Date: 25-04-14  
Posts: 11

Originally Posted by **ajra21**

*what do you need to right-click for?*

In tactics how do you give the arrows to the players?

07-11-15, 01:32 AM

#230

**ajra21** ◦  
Backup Player

Join Date: 18-05-13  
Posts: 728

of course. i have a mac and use a mouse. the right-click works fine on that. not a trackpad fan.

15-11-15, 02:11 PM

#231

**kaf** ◦  
Youth Team Player

Join Date: 07-07-14  
Posts: 44

Originally Posted by **Bogroleum** ◻

*Hello lads, wondering if you can help me.*

*I downloaded the game and had it working fine on CrossOver, but it made the macbook alarmingly hot and had it sounding like it was about to blast off into outer space. So I got playonmac instead but I can't get the game to work. I followed the instructions in the above link, but whenever I try to start the game, the screen either goes mental - with random colours and bits of the desktop splashing up or it just goes black. I hear the sound ok and can see that the mouse can still recognise the start game button etc. but I can't see anything.*

*One thing I have noticed is that when I go through the installation process, I never get the option to choose between 32 bit and 64 bit windows installation but I have no idea if that's got anything to do with it.*

*Any help would be greatly appreciated.*

*Cheers.*

Just use the JL .exe file then you won't have any problems with heat or battery usage.

15-11-15, 04:14 PM

#232

**kaf** ◦  
Youth Team Player

Join Date: 07-07-14  
Posts: 44

I think i solved the taipan issue, however it is a little bit of work. I installed CM in virtual box and applied the patch, then it should be possible to copy the exe and use it on any mac. Going to run a test game now.

Edit. I created a new game with no problems whatsoever.

*Last edited by kaf; 15-11-15 at 04:25 PM.*

20-11-15, 02:11 AM

#233

**ajra21** ◦  
Backup Player

Join Date: 18-05-13  
Posts: 728

Originally Posted by **kaf** ◻

*I think i solved the taipan issue, however it is a little bit of work. I installed CM in virtual box and applied the patch, then it should be possible to copy the exe and use it on any mac. Going to run a test game now.*

*Edit. I created a new game with no problems whatsoever.*

could you post step by step, clear, instructions on how to do all of this?

20-11-15, 05:33 PM

#234

**kaf** ◦  
Youth Team Player

Join Date: 07-07-14  
Posts: 44

Originally Posted by **ajra21** ◻

*could you post step by step, clear; instructions on how to do all of this?*

First of all this only works if you run CM in crossover or playonmac.

1. Install CM and patch to .68 which you can find in the downloads section.

2. Then you need access to a version of windows, either a via a pc, or as I did via the free app virtual box which requires a copy of windows.

3. Install and run the Tapani-patcher on the windows machine following the walkthrough here on the forum.

4. Go to program files/championshipmanager0102/ and copy the file cm0102.exe

5. Paste the file into your your cm folder, replacing the original cm0102.exe. and done.

If you cannot be bothered here is a link to an exe I have updated <https://www.sendspace.com/file/ah4ve1>

Starting year 2001 2x or 3x speed I don't remember.

Just download it and replace your .68 exe.

28-11-15, 05:40 AM

#235

**ajra21** ◊  
Backup Player

Join Date: 18-05-13  
Posts: 728

wow, thanks. most grateful. got a busy couple of days but will try this soon.

edit: holy crap. it works. amazing. just amazing.

gotta play the games on *fast* speed rather than *very fast* but it is great. thanks *kaf*.

*Last edited by ajra21; 28-11-15 at 05:55 AM.*

28-11-15, 06:06 AM

#236

**ajra21** ◊  
Backup Player

Join Date: 18-05-13  
Posts: 728

anyone else having issues updating playonmac (version 4.2.9)?

28-11-15, 07:06 PM

#237

**ajra21** ◊  
Backup Player

Join Date: 18-05-13  
Posts: 728

so, i can get playonmac 4.2.9 to semi-work. it won't install but i can kinda load it up each time and then get the editors to work.

02-12-15, 07:11 PM

#238

**ugurog** ◊  
Youth Team Player

Join Date: 25-04-14  
Posts: 11

I have installed with crossover and it worked but the problem is Daemon tools. I have tried that as the iso mount application and right now its trial period is ended. Do you have any suggestions for the free clone cd program?

03-12-15, 03:44 PM

#239

**ajra21** ◊  
Backup Player

Join Date: 18-05-13  
Posts: 728

Originally Posted by **ugurog** ◊

*I have installed with crossover and it worked but the problem is Daemon tools. I have tried that as the iso mount application and right now its trial period is ended. Do you have any suggestions for the free clone cd program?*

playonmac

03-12-15, 03:46 PM

#240

**ajra21** ◊  
Backup Player

Join Date: 18-05-13  
Posts: 728

Originally Posted by **kaf**

First of all this only works if you run CM in crossover or playonmac.

1. Install CM and patch to .68 which you can find in the downloads section.
2. Then you need access to a version of windows, either a via a pc, or as I did via the free app virtual box which requires a copy of windows.
3. Install and run the Tapani-patcher on the windows machine following the walkthrough here on the forum.
4. Go to program files/championshipmanager0102/ and copy the file cm0102.exe
5. Paste the file into your your cm folder, replacing the original cm0102.exe. and done.

If you cannot be bothered here is a link to an exe I have updated <https://www.sendspace.com/file/ah4ve1>

Starting year 2001 2x or 3x speed I don't remember.

Just download it and replace your .68 exe.

while this "worked" i've had two careers crash and stop working altogether. one through up an error, the other just stopped working progressing passed a certain date.

maybe have to completely res0install without this tapani patch.

04-12-15, 02:57 PM

#241

**ajra21**  
Backup Player

Join Date: 18-05-13  
Posts: 728

managed to work around one error/crash on one career by retiring, letting the game play on for a week and then taking control of the same job.

during that five days without my control, the team dropped 5 points to teams in the relegation zone & annoyed a group of players through various means. thankfully, i was cruising to the german second division title so those points didn't hurt. the players on the other hand have been harder to turn around.

15-12-15, 05:30 AM

#242

**Karelia**  
Youth Team Player

Join Date: 08-12-15  
Posts: 6

Can someone please help. I dowloaded crossover and managed to get the game working, but only with the old players data (01/02). I have downloaded playonmmac, and have tried in vain to get the updates, but nothing works. How can I get the updates for Mac? Help would be really appreciated!

15-12-15, 06:59 PM

#243

**Psmith**  
Unattached

Originally Posted by **Karelia**

Can someone please help. I dowloaded crossover and managed to get the game working, but only with the old players data (01/02). I have downloaded playonmmac, and have tried in vain to get the updates, but nothing works. How can I get the updates for Mac? Help would be really appreciated!

Hey Karelia.

Some points:

1. Crossover works fine, you don't need Playonmac;
2. Have you downloaded the data update?
  - 2.1 If so, you have to replace the data folder in order to get the new players in.

16-12-15, 08:18 AM

#244

**Karelia**  
Youth Team Player

Join Date: 08-12-15  
Posts: 6

Yes, I have downloaded the data update, but there a error message when I try to run in through crossover. How do I replace the data folder?

16-12-15, 07:31 PM

#245

Psmith  
Unattached

Originally Posted by **Karelia**

*Yes, I have downloaded the data update, but there a error message when I try to run in through crossover. How do I replace the data folder?*

I know what the problem is.

Here's what you must do:

1. Go out and buy a PC.

Just joking.

1. Don't run the data update through Crossover!

2. Install the game + the official .68 patch using Crossover.

3. Now, any changes you want to make to the game (like installing the update) you have to do the following:

- open a finder window,
- press "go"
- click on "library" - application support - crossover - (not completely sure from here onwards but) - bottles - cm0102 - whatever - whatever - until you find "DATA"

Copy the contents of the update to the data folder.

While you are at it you should replace the cm0102.exe file with this one:

<http://www.champman0102.co.uk/downlo...do=file&id=151>

Hope this solves it.

18-12-15, 08:53 AM

#246

**Karelia**  
Youth Team Player

Join Date: 08-12-15  
Posts: 6

Do you mean open the Editor (CM0102-3) and replace the files there? I couldn't find the "library" through the finder window etc. Maybe it is simpler to buy a PC!

18-12-15, 11:14 AM

#247

Psmith  
Unattached

Originally Posted by **Karelia**

*Do you mean open the Editor (CM0102-3) and replace the files there? I couldn't find the "library" through the finder window etc. Maybe it is simpler to buy a PC!*

Karelia,

I'm sorry, I forgot a crucial step!

1. Open finder;
2. Press "Go" (from the drop-down menu above).
3. Press "alt" (you will see the "library" option appear")

Sorry!

19-12-15, 05:34 AM

#248

**ajra21**  
Backup Player

Join Date: 18-05-13  
Posts: 728



Originally Posted by **Jack\_Rabbit**

Hey Karelia.

Some points:

1. Crossover works fine, you don't need Playonmac;
2. Have you downloaded the data update?
  - 2.1 If so, you have to replace the data folder in order to get the new players in.

i've never been able to get crossover to work well enough and consistently. for me, it's no where near as good as *playonmac*.

19-12-15, 05:35 AM

#249

**ajra21**  
Backup Player

Join Date: 18-05-13  
Posts: 728

Originally Posted by **Jack\_Rabbit**

While you are at it you should replace the *cm0102.exe* file with this one:

<http://www.champman0102.co.uk/downl...do=file&id=151>

Hope this solves it.

what does this patch give you that others do not?

19-12-15, 01:52 PM

#250

Psmith  
Unattached

Originally Posted by **ajra21**

what does this patch give you that others do not?

Hey Ajra,

That patch adds coloured attributes and prevents my computer from heating up.

But I actually use this one

<http://www.champman0102.co.uk/showth...?t=5737&page=5>

that saturn was kind enough to prepare for me 😊 (this .exe file makes it easier to change jobs between foreign clubs).

« Editor - Balance - Transfer fund ratio | Error after re-installing »

Tags for this Thread

#all, #mac, mac air, mac game download, macbook  
View Tag Cloud

Posting Permissions

You may not post new threads	<b>BB code</b> is On
You may not post replies	<b>Smilies</b> are On
You may not post attachments	<b>[IMG]</b> code is On
You may not edit your posts	<b>[VIDEO]</b> code is On
	HTML code is Off
	<b>Forum Rules</b>

All times are GMT +1. The time now is 10:31 AM.

Powered by [vBulletin®](#) Version 4.2.5  
Copyright © 2022 vBulletin Solutions Inc. All rights reserved.

© [www.champman0102.co.uk](http://www.champman0102.co.uk)



## Thread: MAC Problems & Queries (SOLUTIONS TO PLAY ON MAC POSTED HERE)

Thread Tools

19-12-15, 06:15 PM

#251

**Karelia**  
Youth Team PlayerJoin Date: 08-12-15  
Posts: 6

Hi Jack\_Rabbit,

Thank you! I found the data folder, deleted the old information and copied the new folder. But, now the game doesn't open as it says there is an error message "Unable to load the fonts".

I must sound like an idiot, but what now? 😊

20-12-15, 01:30 PM

#252

**Psmith**  
UnattachedOriginally Posted by **Karelia***Hi Jack\_Rabbit,**Thank you! I found the data folder, deleted the old information and copied the new folder. But, now the game doesn't open as it says there is an error message "Unable to load the fonts".**I must sound like an idiot, but what now? 😊*

Ah, you see, you didn't follow the instructions with precision. You should have copied the contents of the update into the data folder, you have deleted vital data information...

You need to install the game again and afterwards COPY the update into the data folder!

20-12-15, 04:11 PM

#253

**ajra21**  
Backup PlayerJoin Date: 18-05-13  
Posts: 728Originally Posted by **Jack\_Rabbit***Hey Ajra,**That patch adds coloured attributes and prevents my computer from heating up.**But I actually use this one*

that saturn was kind enough to prepare for me 😊 (this .exe file makes it easier to change jobs between foreign clubs).

that's what the patch i use does too. it was made by *zaf* & posted earlier in this thread.

i'd like patch that allows me to start in the correct year.

20-12-15, 04:15 PM

#254

**ajra21** ◦  
Backup Player

Join Date: 18-05-13  
Posts: 728

Originally Posted by **Karelia** »

Hi Jack\_Rabbit,

Thank you! I found the data folder, **deleted the old information** and copied the new folder. But, now the game doesn't open as it says there is an error message "Unable to load the fonts".

I must sound like an idiot, but what now? 😊



haha, don't worry. this stuff isn't straight forward. it took me a long time to get CM running the way i wanted and the recent OS update has made a couple of things more tricky.

22-12-15, 01:18 PM

#255

**Karelia** ◦  
Youth Team Player

Join Date: 08-12-15  
Posts: 6

Ah, yes, I am fiddling with various permutations, trying to make it work.  
Is it possible not to use a CD when playing this game? After I updated the .68 version (from .60), it now asks for a disk.  
Now, trying to work out how to do the actual player update, too. You have been such a good help - clear and to the point, and I still cannot get the damn thing right 😊

23-12-15, 12:21 PM

#256

**Felix** ◦  
Squad Rotation Player

Join Date: 31-03-13  
Location: Happyland  
Posts: 1,172

So, I've installed the game, patched to .68 and just have one more thing to do, Tapani my .exe file. I get the Tapani patcher working through playonmac but it can't seem to find the place where my cm0102.exe is located, not even when I search manually. Is there a simple way to go around this problem? I'm not sure if I can move my whole cm0102 catalogue to another place on my computer that's findable from the Tapani program.

23-12-15, 12:24 PM

#257

**Fods** ◦  
Not Needed at the Club

Join Date: 16-12-11  
Location: Australia  
Posts: 11,493

Originally Posted by **felixsjo** »

So, I've installed the game, patched to .68 and just have one more thing to do, Tapani my .exe file. I get the Tapani patcher working through playonmac but it can't seem to find the place where my cm0102.exe is located, not even when I search manually. Is there a simple way to go around this problem? I'm not sure if I can move my whole cm0102 catalogue to another place on my computer that's findable from the Tapani program.

Tried this?

Originally Posted by **kaf** »

First of all this only works if you run CM in crossover or playonmac.

1. Install CM and patch to .68 which you can find in the downloads section.
2. Then you need access to a version of windows, either a via a pc, or as I did via the free app virtual box which requires a copy of windows.
3. Install and run the Tapani-patcher on the windows machine following the walkthrough here on the forum.

4. Go to program files/championshipmanager0102/ and copy the file cm0102.exe

5. Paste the file into your your cm folder, replacing the original cm0102.exe. and done.

If you cannot be bothered here is a link to an exe I have updated <https://www.sendspace.com/file/ah4ve1>

Starting year 2001 2x or 3x speed I don't remember.

Just download it and replace your .68 exe.

23-12-15, 12:36 PM

#258

**Felix** ◦  
Squad Rotation Player

Join Date: 31-03-13  
Location: Happyland  
Posts: 1,172

Originally Posted by **Fodster** ◻  
Tried this?

Ah, no but I sure will copy the .exe file from my pc and see if it works. Thanks!

23-12-15, 07:14 PM

#259

**Karelia** ◦  
Youth Team Player

Join Date: 08-12-15  
Posts: 6

It works! I burned a CD, and managed all else as well. Thank you all so much for guiding me through all this. Amazing. Now to get Everton to win the league...

24-12-15, 12:43 PM

#260

**strondy** ◦  
Youth Team Player

Join Date: 24-12-15  
Posts: 1

Hi guys,

Successfully managed to install CM 01/02 using Crossover for MAC and installed the patch. Played last night until the early hours then closed it without saving. Is there anyway I can get 18 months of hard work back somehow?

Thanks,

Tom

24-12-15, 01:53 PM

#261

**Felix** ◦  
Squad Rotation Player

Join Date: 31-03-13  
Location: Happyland  
Posts: 1,172

Aye pals now only struggle is that it keeps asking for the cd. Worked just fine before. :/

edit: solved now I think. I'm a freakin' champ!

Last edited by Felix; 24-12-15 at 10:14 PM.

25-12-15, 01:16 AM

#262

**ajra21** ◦  
Backup Player

Join Date: 18-05-13  
Posts: 728

Originally Posted by **strondy** ◻  
Hi guys,

Successfully managed to install CM 01/02 using Crossover for MAC and installed the patch. Played last night until the early hours then closed it without saving. Is there anyway I can get 18 months of hard work back somehow?

Thanks,

Tom

do you have a delorean?

if not, no. sorry. save every week, sometime twice.

01-01-16, 01:56 AM

#263

**iamgurd** ◦  
Youth Team Player

Join Date: 31-12-15  
Location: Calgary Alberta  
Posts: 3

### 🔗 Downloading and playing on Mac Air

I used to love playing this game, and want to play once again.

Can anyone help, or suggest how to play on mac air?  
I've downloaded the free game and that is as far as I have got.  
Thanks for your help.  
G

01-01-16, 03:37 AM

#264

**Fods** ◦  
Not Needed at the Club

Join Date: 16-12-11  
Location: Australia  
Posts: 11,493

<http://www.champman0102.co.uk/showthread.php?t=1115>

<http://www.champman0102.co.uk/showth...280#post217280>

12-02-16, 09:00 PM

#265

**kjfrazer** ◦  
Youth Team Player

Join Date: 31-01-16  
Posts: 1

Oh my lord, can't believe I've managed to actual get it running on my iMac. Used Wineskin, took about 15 mins. Bye bye social life! 🌐

Has anyone managed to alter the resolution? Admittedly it sits nicely on my 27" screen so I can "work" whilst playing CM, but I could do with it being a touch larger.

30-03-16, 01:47 PM

#266

**Nico** ◦  
Youth Team Player

Join Date: 30-03-16  
Posts: 1

Really would be grateful for some help. I managed to a certain point but can't seem to move beyond.

Downloaded Playonmac and Wineskin with differed results.

With Playonmac I managed the installation but run into the screen glitch. The program always goes into full screen. I understand from the instructions that I should go into windowed mode. My problem, I don't know how to do that. Maybe that solves my problem.

With Wine I can get it to work it in windowed mode, so I see everything alright by it wants me to insert a CD after choosing the leagues. Any idea how I can move past this?

I've read the instructions on page 1 but I have problem understanding them. My impression is that those are for the dedicated Mac version, not this Windows/Mac solution.

Thx for any reply

31-03-16, 09:10 AM

#267

**Jesus** ◦  
First Team Player

Join Date: 04-03-12  
Posts: 3,459

I don't have a MAC and haven't ever installed it on one but the "insert a CD" message could be solved by burning the iso to a disk and putting it in your disk tray (assuming that MACs have a disk tray... I wouldn't know). Another option is to mount the iso using a VirtualDrive but I don't know how that works with MAC.

31-03-16, 10:15 PM

#268

**Fods**  
Not Needed at the Club

Join Date: 16-12-11  
Location: Australia  
Posts: 11,493

Originally Posted by **Jesus**

*I don't have a MAC and haven't ever installed it on one but the "insert a CD" message could be solved by burning the iso to a disk and putting it in your disk tray (assuming that MACs have a disk tray... I wouldn't know). Another option is to mount the iso using a VirtualDrive but I don't know how that works with MAC.*

Fantastic advice 👍

11-04-16, 07:06 PM

#269

**Mr Wadsworth**  
Youth Team Player

Join Date: 11-04-16  
Location: York  
Posts: 9

### Mac compatible updates?

Are there any mac compatible updates? The April 16 update looks amazing. Does it work with Mac?

I have the game running and installed on my Mac at the minute but would like an update.

Any ideas?

11-04-16, 07:08 PM

#270

**Dermotron**  
Sir Mergements  
Director  
Manager  
VIP  
Captain

Join Date: 15-12-11  
Location: Your Mother  
Posts: 29,995

Crossover or Playonmac only options, there was no 3.98 patch for Mac

Not the tidiest thread on the forum but should help - <http://champman0102.co.uk/showthread.php?t=1115>

Champman0102.co.uk Facebook Page  
13000 followers and rising

**November 2020 Data Update Out Now**

11-04-16, 07:11 PM

#271

**Mr Wadsworth**  
Youth Team Player

Join Date: 11-04-16  
Location: York  
Posts: 9

The 3.98 patch works for me. I have the game running through Crossover. Is the April update compatible with Mac though?

11-04-16, 07:13 PM

#272

**Dermotron**  
Sir Mergements  
Director  
Manager  
VIP  
Captain

Join Date: 15-12-11  
Location: Your Mother  
Posts: 29,995

No it's not, you'd still have to use Crossover

Champman0102.co.uk Facebook Page  
13000 followers and rising

**November 2020 Data Update Out Now**

**Mr Wadsworth** ◊  
Youth Team Player

Join Date: 11-04-16  
Location: York  
Posts: 9

Ok thanks. Do you know if there is likely to be an update for Mac users?

**Dermotron** ◊  
Sir Mergements  
Director  
Manager  
VIP  
Captain

Join Date: 15-12-11  
Location: Your Mother  
Posts: 29,995

No. The updates are on 3.9.68 patch, only 3.9.65 was released for Mac.

Doesn't Crossover allow Windows run on Mac though? That not solve the issue?

Champman0102.co.uk Facebook Page  
13000 followers and rising  
**November 2020 Data Update Out Now**

**Mr Wadsworth** ◊  
Youth Team Player

Join Date: 11-04-16  
Location: York  
Posts: 9

I have downloaded the April update. However I don't know what to do with it next? On a Windows PC I would just copy and replace the files in the data file. Any ideas in Crossover?

◀ Editor - Balance - Transfer fund ratio | Error after re-installing ▶

**Tags for this Thread**

#all, #mac, mac air, mac game download, macbook  
[View Tag Cloud](#)

**Posting Permissions**

You may not post new threads  
You may not post replies  
You may not post attachments  
You may not edit your posts

**BB code** is On  
**Smilies** are On  
**[IMG]** code is On  
**[VIDEO]** code is On  
HTML code is Off

**Forum Rules**





Forum Technical Support & Tutorials Technical Support MAC Problems & Queries (SOLUTIONS TO PLAY ON MAC POSTED HERE)

Page 12 of 23 First ... 2 8 9 10 11 12 13 14 15 16 22 ... Last

Results 276 to 300 of 554

## Thread: MAC Problems & Queries (SOLUTIONS TO PLAY ON MAC POSTED HERE)

Thread Tools

11-04-16, 07:29 PM

#276

**Dermotron**  
Sir Mergements  
Director  
Manager  
VIP  
Captain

Join Date: 15-12-11  
Location: Your Mother  
Posts: 29,995

<http://champman0102.co.uk/showthread.php?t=319>

Champman0102.co.uk Facebook Page  
13000 followers and rising

**November 2020 Data Update Out Now**

11-04-16, 07:39 PM

#277

**Mr Wadsworth**  
Youth Team Player

Join Date: 11-04-16  
Location: York  
Posts: 9

That doesn't really make sense as the game can't be saved as an application. Would love it if somebody knew how to put the April update on a mac!

Can you post it out to others please?

Thanks for your help.

11-04-16, 07:42 PM

#278

**Dermotron**  
Sir Mergements  
Director  
Manager  
VIP  
Captain

Join Date: 15-12-11  
Location: Your Mother  
Posts: 29,995

Read back through this thread is your best bet I'd say. Look for ajra's posts perhaps

No sure what you mean by 'post it out to others', no idea if there's even a regular member on here that uses Mac

Champman0102.co.uk Facebook Page  
13000 followers and rising

**November 2020 Data Update Out Now**

12-04-16, 04:23 PM

#279

Psmith  
Unattached

Originally Posted by **Mr Wadsworth**

*That doesn't really make sense as the game can't be saved as an application. Would love it if somebody knew how to put the April update on a mac!*

*Can you post it out to others please?*

*Thanks for your help.*

Hey there Mr Wadsworth

Here's what you have to do:

- 1.) Open a finder window
- 2.) Go to "Go" and press "alt" the option to click on "Library" should appear. Click on that.
- 3.) go to "application support" - crossover - bottles - etc etc until you reach your championship manager data folder.

The rest is the same as a PC

enjoy!

12-04-16, 06:54 PM

#280

**Mr Wadsworth**  
Youth Team Player

Join Date: 11-04-16  
Location: York  
Posts: 9

### OMG Thank you!

Originally Posted by **Psmith**

*Hey there Mr Wadsworth*

*Here's what you have to do:*

- 1.) *Open a finder window*
- 2.) *Go to "Go" and press "alt" the option to click on "Library" should appear. Click on that.*
- 3.) *go to "application support" - crossover - bottles - etc etc until you reach your championship manager data folder.*

*The rest is the same as a PC*

*enjoy!*

Thank you so much.

18-04-16, 07:08 PM

#281

**Mr Wadsworth**  
Youth Team Player

Join Date: 11-04-16  
Location: York  
Posts: 9

Is there a way of installing the Tapani patch on a Mac via Crossover?

19-04-16, 08:04 AM

#282

**Mr Wadsworth**  
Youth Team Player

Join Date: 11-04-16  
Location: York  
Posts: 9

Do you know if the Tapani patch works on Macs?

19-04-16, 01:13 PM

#283

**Fods**  
Not Needed at the Club

Join Date: 16-12-11  
Location: Australia  
Posts: 11,493

Have a read through this thread, or use the thread search. Hint search for 'Tapani'

25-04-16, 02:36 PM

#284

**Rammy83** ◦  
Youth Team Player

Join Date: 25-04-16  
Posts: 1

### Installing Champman 0102 onto Macbook?? Please can you help

Hi please can someone help me out on installing the champman 0102 on my macbook it wont download from the link for some reason.

Thanks

25-04-16, 11:24 PM

#285

**Fods** ◦  
Not Needed at the Club

Join Date: 16-12-11  
Location: Australia  
Posts: 11,493

I know there are a few pages in this thread but its worth the read 🙄

26-04-16, 09:10 PM

#286

**bootboy2000** ◦  
Youth Team Player

Join Date: 03-08-14  
Posts: 1

What a guy Psmith!

26-04-16, 10:15 PM

#287

**lucasdm** ◦  
Scout

Join Date: 05-03-12  
Posts: 127

I have a Macbook Air that has no CD drive. So how can I install it? Can anyone help me? 🙄

26-04-16, 11:42 PM

#288

**Fods** ◦  
Not Needed at the Club

Join Date: 16-12-11  
Location: Australia  
Posts: 11,493

If it works the same as a PC then you can download a virtual drive.

<http://champman0102.co.uk/downloads.php?do=file&id=2>

28-04-16, 06:26 AM

#289

**evdeq** ◦  
Youth Team Player

Join Date: 28-04-16  
Posts: 2

🗨️ Originally Posted by **joostvoncken** 🗨️

*I have the same problem and can't seem to find a solution.*

*The problem is so big I cannot play the game after I finally managed to install it 😞*

*The mouse does not seem to react to the correct buttons and the screen reacts just the same as described above.*

Same problem here!!! Any thoughts???

28-04-16, 06:27 AM

#290

**evdeq** ◦  
Youth Team Player

Join Date: 28-04-16  
Posts: 2

Originally Posted by **Hagelicious**

*Playonmac works except I have a problem with the mouse. When i click I have to click once more to see it happen. Let's say I want to start a new game so I click on "Start New Game" then I have to random click on a button on the next screen (still seeing the first screen) and then the choose countries screen appears.*

*Anyone with similar problem and perhaps a solution?*

Same as this

14-05-16, 10:30 AM

#291

**stee86**  
Youth Team Player

Join Date: 22-06-14  
Posts: 3

Hey guys, I have a big problem. I can't able to install 3.9.68 patch with crossover for mac. Do you have any suggestion for me?

The error message is "unable to find cm01/02 installation". But of course I have already install cm01/02.

21-05-16, 10:55 PM

#292

**jdgmedia**  
Scout

Join Date: 04-12-15  
Location: Warrington  
Posts: 207

Newby here guys, so go easy!

I'm on a Mac, and I've found the thread for installing CM 01/02. I fancy having a go "out of the box" but I would imagine that at some point I will go for the April 2016 update.

I guess my main question is - where should I start? I've seen a few mentions of a patch around while browsing - should I download that straight away?

21-05-16, 11:41 PM

#293

**Redknapp69**  
Member of the Month  
Social Media Mod

Join Date: 03-03-12  
Posts: 28,262

No idea how Mac works (post there and you should get help)

But general install is below

Install game  
Install 3.9.68 patch  
Install April 2016 update (assuming you want to play with 'today's' players)

Then you may want to install latest Tapani patch

23-05-16, 09:02 AM

#294

**hubes07**  
Youth Team Player

Join Date: 23-05-16  
Posts: 1

### Getting started on Macbook Air

Hello fellow Champs,

Could someone please let me know (step-by-step please 😊) how to get started on a MacBook Air to be able to play Champman with the latest updated player / team data?

Thank you in advance!

23-05-16, 09:14 AM

#295

**Fods**  
Not Needed at the Club

Join Date: 16-12-11  
Location: Australia  
Posts: 11,493

Hey mate, not sure there is a guide as not many use Mac's, however every query posted on the forum is in here

27-05-16, 11:33 AM

#296

**pmodgill** ◊  
Youth Team Player

Join Date: 30-01-14  
Posts: 5

A Quick question.

Basically i have Cm01/02 installed on my Macbook Air. Somehow i had also managed to install then 2.19 Tapani Patch on it and Data Updates were very easy to copy paste.

Now, basically i am trying my level best to Install Tapani 2.21 version using CrossOver software. (Which i used back then to install 2.19 version).

But for some odd reason, The new patcher opens up, asks me to patch the Cm0102.exe file, when i try to patch it, nothing happens.

Very strange, as uptil now, everything has worked as intended.

dunno what i am doing wrong and its doing my head in. When i open CM, it says 2.19 Tapani version in settings, so the file is not getting patched

27-05-16, 02:40 PM

#297

**pmodgill** ◊  
Youth Team Player

Join Date: 30-01-14  
Posts: 5

Finally Managed to install everything from Scratch on Windows 7 PC including tapani patch 2.21.1.

However, when opening with Mac & Crossover, it says that Full Screen Mode has some problem and make sure that directx is installed and so on.

My 2.19 Tapani CM0102 works flawlessly. dont understand what's creating this mac problem.

30-05-16, 06:48 PM

#298

**stee86** ◊  
Youth Team Player

Join Date: 22-06-14  
Posts: 3

### 🔗 Data folder on MAC with Crossover

Hello guys, I have a big problem and I'm not sure that there is a solution.

I'm trying to copy/paste the data about April2016 update. But I'm not able to find data folder on my Mac. I use Crossover.

Someone can help me?

Thanks a lot! 🙏

31-05-16, 12:01 AM

#299

**Fods** ◊  
Not Needed at the Club

Join Date: 16-12-11  
Location: Australia  
Posts: 11,493

Whole thread for Mac issues and I am sure this has been covered, have a read 🙏

<http://champman0102.co.uk/showthread.php?t=1115>

31-05-16, 02:39 AM

#300

**Craig Forrest** ◊  
Manager  
Programmer  
Forum Enforcer  
Holy Trinity Member

Join Date: 02-03-12  
Location: The Great White North  
Posts: 4,502

maybe this post?

<http://champman0102.co.uk/showthread...7214#post27214>

Tags for this Thread

#all, #mac, mac air, mac game download, macbook  
[View Tag Cloud](#)

Posting Permissions 

You may not post new threads	<b>BB code</b> is On
You may not post replies	<b>Smilies</b> are On
You may not post attachments	<b>[IMG]</b> code is On
You may not edit your posts	<b>[VIDEO]</b> code is On
	HTML code is Off
	<b>Forum Rules</b>

-- Default Style ▼

[Archive](#) [Web Hosting](#) [Top](#)

All times are GMT +1. The time now is 10:31 AM.

Powered by vBulletin® Version 4.2.5  
Copyright © 2022 vBulletin Solutions Inc. All rights reserved.

© www.champman0102.co.uk



## Thread: MAC Problems & Queries (SOLUTIONS TO PLAY ON MAC POSTED HERE)

Thread Tools

02-06-16, 09:07 AM

#301

**waltonmark**  
Youth Team Player

Join Date: 02-06-16  
Posts: 4

Hi all

Ive got cm0102 working this morning on my mac using PlayonMac. But I'm having an issue whereby I can't click where I want to in the game or i have to click elsewhere and its delayed clicking. Any ideas how to resolve this please? So frustrating as the game is all there ready to play.

Cheers

08-06-16, 01:10 AM

#302

**jdgmedia**  
Scout

Join Date: 04-12-15  
Location: Warrington  
Posts: 207

Has anyone experienced a problem with the value toggles on transfer offers and contracts?

It seems impossible to get them accurate. You click the mouse and it flies through the values, and it's near impossible to get what you need.

18-07-16, 02:12 PM

#303

**marc1986**  
Hot Prospect for the Future

Join Date: 20-03-13  
Location: Denmark  
Posts: 172

### How to apply tapani patch in crossover?

I have just downloaded CM 01/02 3.9.68 on my mac using crossover, now my question is how can i apply the tapani 2.19 patch? I have already one game downloaded with CM 3.9.60 and here i have succesfully applied the 2.19 patch, but i have no idea how i did it :O( can anyone please help?

18-07-16, 02:57 PM

#304

**marc1986**  
Hot Prospect for the Future

Join Date: 20-03-13  
Location: Denmark  
Posts: 172

I have just downloaded CM 01/02 3.9.68 on my mac using crossover, now my question is how can i apply the tapani 2.19 patch? I have already one game downloaded with CM 3.9.60 and here i have succesfully applied the 2.19 patch, but i have no idea how i did it :O( can anyone please help?

22-07-16, 09:59 PM

#305

**jdgmedia** ◊  
Scout

Join Date: 04-12-15  
Location: Warrington  
Posts: 207

Does anyone have a solution to the system memory error on Mac?

I'm starting to have troubles loading a save because of it.

11-08-16, 12:53 PM

#306

**oskeyboy** ◊  
Youth Team Player

Join Date: 10-08-16  
Posts: 2

Looking for some help with the Tapani 2.21 patch on Mac.

I have loaded the game to Playonmac and installed the 3.9.68 official patch and April 2016 update but I can't work out how to load the Tapani 2.21 patch?

Can anyone point out the necessary steps I need to take? Would be greatly appreciated.

11-08-16, 11:05 PM

#307

**Dermotron** ◊  
Sir Mergements  
Director  
Manager  
VIP  
Captain

Join Date: 15-12-11  
Location: Your Mother  
Posts: 29,995

How has the other user in this thread managed it?

[Champman0102.co.uk Facebook Page](#)  
13000 followers and rising

**November 2020 Data Update Out Now**

13-08-16, 06:44 PM

#308

**Nodsnvolleys** ◊  
Youth Team Player

Join Date: 26-05-14  
Posts: 9

Hi all ,can someone help me ,have game working fine on mac with updates but still have the scenario with 3 foreigners rule in english league can this be changed on a mac

13-08-16, 11:55 PM

#309

**Fods** ◊  
Not Needed at the Club

Join Date: 16-12-11  
Location: Australia  
Posts: 11,493

You will need to install the tapani patch or use JL patch, if you read through this thread I'm sure it's detailed how to install it.

13-08-16, 11:59 PM

#310

**Nodsnvolleys** ◊  
Youth Team Player

Join Date: 26-05-14  
Posts: 9

how do i install a patch using crossover



14-08-16, 12:00 AM

#311

**Nodsvolleys** ◦  
Youth Team Player

Join Date: 26-05-14  
Posts: 9

/Users/dolores/Desktop/Screen Shot 2016-08-13 at 23.59.34.png

This is what i have at moment

14-08-16, 12:02 AM

#312

**Fods** ◦  
Not Needed at the Club

Join Date: 16-12-11  
Location: Australia  
Posts: 11,493

Originally Posted by **Fods** »

*You will need to install the tapani patch or use JL patch, if you read through this thread I'm sure it's detailed how to install it.*

As I said, have a read through this thread

14-08-16, 12:06 AM

#313

**Nodsvolleys** ◦  
Youth Team Player

Join Date: 26-05-14  
Posts: 9

i have but i can't seem to find anything bout tapani patch all about .68 patch anyone that could tell me how to install patch id be extremely grateful

14-08-16, 12:14 AM

#314

Psmith  
Unattached

Originally Posted by **Nodsvolleys** »

*i have but i can't seem to find anything bout tapani patch all about .68 patch anyone that could tell me how to install patch id be extremely grateful*

The only way I know to install the tapani patch in a Mac is using parallels.

14-08-16, 12:18 AM

#315

**Nodsvolleys** ◦  
Youth Team Player

Join Date: 26-05-14  
Posts: 9

I've downloaded the the johnlocke tools where do i put them does anyone know

14-08-16, 12:36 AM

#316

**Fods** ◦  
Not Needed at the Club

Join Date: 16-12-11  
Location: Australia  
Posts: 11,493

Originally Posted by **Nodsvolleys** »

*i have but i can't seem to find anything bout tapani patch all about .68 patch anyone that could tell me how to install patch id be extremely grateful*

If you go to the search bar of this thread and type Tapani, there is a whole load of posts about it and how to install it.

23-08-16, 12:35 PM

#317

**Baron Zbing** ◦  
Squad Rotation Player

Join Date: 13-06-12  
Posts: 1,044

Hi guys,

I recently re-installed the game but I'm on a MacBook Pro.  
I've followed the instruction in the tutorial. I

2 questions :

- 1- The instruction about the Tapani Patch doesn't seem to work. Nothing happens after I install the cmpatcher into the Championship Manager bottle
- 2- After starting the game in CrossOver, when I try loading my current game, it says I need to insert the disc. Isn't CrossOver supposed to be a virtual drive ? I don't have a drive on the MacBook Pro. Any help is welcome ! Thanks.

23-08-16, 11:16 PM

#318

**jdgmedia** ◊  
Scout

Join Date: 04-12-15  
Location: Warrington  
Posts: 207

I usually suffer from this problem - all you should need to do is run the cm0102.iso in finder, and then when you load up again through Crossover it will work.

24-08-16, 11:46 AM

#319

**Baron Zbing** ◊  
Squad Rotation Player

Join Date: 13-06-12  
Posts: 1,044

Originally Posted by **jdgmedia** ▶▶

*I usually suffer from this problem - all you should need to do is run the cm0102.iso in finder, and then when you load up again through Crossover it will work.*

Unfortunately it does not work. Still have to insert the disc.

26-08-16, 09:05 PM

#320

**smudgerinc** ◊  
Youth Team Player

Join Date: 17-08-16  
Posts: 1

Originally Posted by **Emil** ▶▶

*Using Wineskin will allow you to play the game on Mac without problems :-)*

*You'll need to force windowed mode and Direct3D off in order to work properly. If any interested I could show the few steps.*

*Thanks for the updates, I loved 00/01, so I'm giving this a try.*

Thanks for this it worked a treat!

However, i am having a headache trying to update the game. is it possible? I replaced the data files withing the WINESKIN wrapper but the game still loads with original content! Any help would be great.

06-09-16, 01:51 PM

#321

**Masty** ◊  
Youth Team Player

Join Date: 01-05-14  
Posts: 14

evening Mac users,

Given my very limited technical knowledge, I've come across a few Macs and took it as a challenge to get the game working.

I've had reasonable amounts of success usually, through mashing the keyboard mostly.

My problem at the moment is not knowing where I can paste-over data files for the upgrade, using CrossOver.

The process for a patch doesn't seem to work.

Does anybody know where the data files are located in the computer, and can you get to them after installing CrossOver?

It seems that it kind-of takes over...

...so maybe I'll just play with the original database!

Psmith  
Unattached

Originally Posted by **Masty**

evening Mac users,

Given my very limited technical knowledge, I've come across a few Macs and took it as a challenge to get the game working.

I've had reasonable amounts of success usually, through mashing the keyboard mostly.

My problem at the moment is not knowing where I can paste-over data files for the upgrade, using CrossOver.

The process for a patch doesn't seem to work.

Does anybody know where the data files are located in the computer, and can you get to them after installing CrossOver?

It seems that it kind-of takes over...

...so maybe I'll just play with the original database!

Hey Masty,

I've answered this question on this very same thread so many times that I'm starting to think it should be a fixed thread.

Here's what you have to do:

- 1.) Open a finder window
- 2.) Go to "Go" and press "alt" the option to click on "Library" should appear. Click on that.
- 3.) go to "application support" - crossover - bottles - etc etc until you reach your championship manager data folder.

The rest is the same as a PC

enjoy!

If you have any further doubts feel free to message me.

Cheers

**Masty**  
Youth Team Player

Join Date: 01-05-14  
Posts: 14

sounds pretty straight-forward! Will give it a go. Appreciate the help big-time.

Half the challenge/fun (coming from a 'non-IT' background) is getting it to work on different computers.

Thanks again

**Fods**  
Not Needed at the Club

Join Date: 16-12-11  
Location: Australia  
Posts: 11,493

Originally Posted by **Psmith**

Hey Masty,

I've answered this question on this very same thread so many times that I'm starting to think it should be a **fixed thread**.

It is!

**marko\_maki**  
Youth Team Player

Join Date: 29-09-12  
Posts: 2

can i install the game via crossover only using the mounted image (with toast)? I dont have any cd's around at the moment :/

EDIT

found the answer, it is possible...

Last edited by marko\_maki; 09-10-16 at 10:16 PM.

« Editor - Balance - Transfer fund ratio | Error after re-installing »

**Tags for this Thread**

#all, #mac, mac air, mac game download, macbook  
[View Tag Cloud](#)

**Posting Permissions**

You may not post new threads	<b>BB code</b> is On
You may not post replies	<b>Smilies</b> are On
You may not post attachments	<b>[IMG]</b> code is On
You may not edit your posts	<b>[VIDEO]</b> code is On
	HTML code is Off
	<b>Forum Rules</b>

-- Default Style    ▾

[Archive](#)   [Web Hosting](#)   [Top](#)

All times are GMT +1. The time now is 10:31 AM.

Powered by vBulletin® Version 4.2.5  
Copyright © 2022 vBulletin Solutions Inc. All rights reserved.

© www.champman0102.co.uk



Forum Technical Support & Tutorials Technical Support MAC Problems & Queries (SOLUTIONS TO PLAY ON MAC POSTED HERE)

Page 14 of 23 First ... 4 10 11 12 13 14 15 16 17 18 ... Last

Results 326 to 350 of 554

## Thread: MAC Problems & Queries (SOLUTIONS TO PLAY ON MAC POSTED HERE)

Thread Tools

29-11-16, 03:37 PM

#326

Mohsin

Hot Prospect for the Future

Join Date:

30-01-13

Posts:

120

### Memory System Error using Wine/Wine bottler on Mac

Hey I tried running CM games through wine/wine bottler and it worked fine for a while, then I got the run out of system memory disk space issue.

And it wont let me run as administrator/compatibility mode. So how do I fix this guys?

29-11-16, 05:43 PM

#327

Dermotron

Sir Mergements  
Director  
Manager  
VIP  
Captain

Join Date:

15-12-11

Location:

Your Mother

Posts:

29,995

Won't the same solution that everyone else uses not work?

<http://champman0102.co.uk/showthread.php?t=600>

Champman0102.co.uk Facebook Page  
13000 followers and rising

**November 2020 Data Update Out Now**

29-11-16, 06:39 PM

#328

Mohsin

Hot Prospect for the Future

Join Date:

30-01-13

Posts:

120

thanks, I did try downloading the compatibility toolkit in that video already and running it through wine but it didn't work

01-12-16, 01:24 PM

#329

whereischuckd  
Youth Team Player

Join Date:

01-12-16

Posts:

1

Originally Posted by Psmith

Hey Mast,

I've answered this question on this very same thread so many times that I'm starting to think it should be a fixed thread.

Here's what you have to do:

1.) Open a finder window

2.) Go to "Go" and press "alt" the option to click on "Library" should appear. Click on that.

3.) go to "application support" - crossover - bottles - etc etc until you reach your championship manager data folder.

The rest is the same as a PC

enjoy!

If you have any further doubts feel free to message me.

Cheers

Hi,

my problem is i have no data map. I have desktopdata, dosdevices, drive\_c and windata. Do you know what to do? 😊

04-12-16, 03:06 AM

#330

**Masty** ◦  
Youth Team Player

Join Date: 01-05-14  
Posts: 14

hi mate,

It's in one of those - 'drive\_c' i think. You have to go back through 'Program Files', then cm0102, then it should be there...

06-12-16, 07:32 PM

#331

**fabseon** ◦  
Youth Team Player

Join Date: 18-10-15  
Posts: 5

Originally Posted by **Mr Wadsworth** ◻

Is there a way of installing the Tapani patch on a Mac via Crossover?

Hi Mr Wadsworth

Did you find any solution to execute tapani on you Mac?

When I'm launching the .exe file on crossover nothing appears...

08-12-16, 01:28 AM

#332

**vilstrup22** ◦  
Youth Team Player

Join Date: 19-06-14  
Posts: 7

Downloaded the game and im using winebottler(playing on a mac)

problem: "Not enough free space"

How do i solve this?

10-12-16, 10:57 PM

#333

**jdgmedia** ◦  
Scout

Join Date: 04-12-15  
Location: Warrington  
Posts: 207

I often hit the same problem - sometimes quitting the game and the emulator and then re-loading it works.

I basically can only have one game save running at any time. Bizarre really as you'd have thought modern day computers have far more memory.

16-12-16, 12:36 AM

#334

**ajra21** ◦  
Backup Player

Join Date: 18-05-13  
Posts: 728

i'm still using *playonmac* and having no issues. has *crossover* changed much in the last few years? i used it in 2013 but found it a pain in the ass and couldn't ever get patches or tools to work.

27-12-16, 08:23 PM

#335

**Gwil30** ◦  
Youth Team Player

Join Date: 27-12-16  
Posts: 2

### Downloading for OS X

Hi, does anyone know how I can download CM 01/02 for a Mac using OS X? Have tried downloading a virtual drive but Slysoft is PC only and Daemon didn't work. I'd rather not pay for one if that can be avoided!

27-12-16, 08:45 PM

#336

Psmith  
Unattached

Originally Posted by **Gwil30** ◦

*Hi, does anyone know how I can download CM 01/02 for a Mac using OS X? Have tried downloading a virtual drive but Slysoft is PC only and Daemon didn't work. I'd rather not pay for one if that can be avoided!*

I don't think it's possible mate. Best way to play cm0102 on a MAC is using CrossOver.

28-12-16, 01:24 PM

#337

**ajra21** ◦  
Backup Player

Join Date: 18-05-13  
Posts: 728

i use *playonmac*. works well.

28-12-16, 03:56 PM

#338

**de\_jallad** ◦  
Youth Team Player

Join Date: 28-12-16  
Posts: 2

### Space on disc

Hi!

I'm playing CM 01/02 on my mac with an crossover installation. After not playing very long I receive the information about not enough space on the disc to play forward.

I have read on the forum but I can't find the solution for this. Please help me out.

Thank you!

28-12-16, 06:10 PM

#339

**jdgmedia** ◦  
Scout

Join Date: 04-12-15  
Location: Warrington  
Posts: 207

Have you got more than one game save?

Have you tried exiting the game and also crossover, and then re-starting? It's a bit hit and miss with me sometimes.

29-12-16, 11:00 PM

#340

**de\_jallad** ◦  
Youth Team Player

Join Date: 28-12-16  
Posts: 2

I only have one game and I've played one and a half season. No I can't go any further. I have tried as you say to exit and restart but still the same message comes up unfortunately

04-02-17, 07:44 AM

#341

### Downloading player update for Mac on Crossover

Hi there  
I downloaded the game for Mac using Crossover along with the .98 SI patch  
I'm not sure how to now update the players though?  
I've downloaded the April 2016 player update but not sure how to put this into Crossover so I can run the game with the update.  
Any ideas???  
Thanks!  
Jon

04-02-17, 01:32 PM

#342

Fods ◊  
Not Needed at the Club

Join Date: 16-12-11  
Location: Australia  
Posts: 11,493

Did you check the mac area,?

04-02-17, 11:14 PM

#343

Murphs87 ◊  
Youth Team Player

Join Date: 31-10-15  
Posts: 2

Hey Fods  
I did - much harder this time - and found the solution! Epic.  
On page, <http://champman0102.co.uk/showthread.php?t=1115&page=5>.

For anyone else reading this (as it seems tons of people have this issue), if you've downloaded the game onto Crossover on Mac and have updated it to version .98. These are the steps to take:

- 1) Download the latest player update from the updates section on this site
- 2) On your Mac, go to Finder and then click 'Go' in the Tool Bar
- 3) Hold down the 'Option' key and you will see 'Library' appear in the drop down - click this
- 4) Then navigate through the folders that appear as follows: Application Support --> Crossover --> Bottles --> CM0102(or whatever you named it) --> drive\_c --> Program Files --> Championship manager 01-02 --> Data
- 5) Then go back to the update folder you downloaded, and copy all the files (right-click and copy)... and then copy and paste them into this data folder you navigated to above (Mac will automatically ask you if you want to replace each file and just click yes each time).
- 6) Voila! It will now work.

23-03-17, 07:15 PM

#344

flaviobrilhante ◊  
Youth Team Player

Join Date: 23-03-17  
Posts: 2

### How do I install the data update in CM 01/02 on Macbook?

Help-me!

27-04-17, 09:52 AM

#345

mikecoxon ◊  
Hot Prospect for the Future

Join Date: 03-02-14  
Location: London  
Posts: 115

I have the actual Mac version of the game - found it online somewhere about 9 years ago and have played it happily on my old 2008 Macbook since then. Alas that Macbook is dying (I persevered for many years with half the keys not working and going through 4 or 5 batteries and chargers but now the backlight on the screen has given in) so I'm going to move on and buy a new one.

My question is would the .DMG file work on a brand new Macbook and allow me to install/play or are they now incompatible? I basically want a new laptop 90% to play CM01/02 and 10% for other stuff, I know getting a PC would be easier for that but I use Windows at work and on my wife's laptop at home and hate the current version of it. There's a couple of computer shops locally that sell re-purposed Macbooks from around 2007/08 so I can get one that will work if need be but ideally I want a nice, shiny new one!

Any help much appreciated, and once I'm up and running if anybody wants the actual Mac version rather than using Crossover or similar to run the game please feel free to message me and I'll see if I can share it (the downside is that I'm yet to find a way to run data updates so it's ODB only)

27-04-17, 09:56 AM

#346



Nice mike. Be a great addition to the site to have a working MAC version

In regards updates the MAC patches only went to v3.9.65 where as the updates are on v3.9.68 so crossover would still be essential to play them anyhow

Champman0102.co.uk Facebook Page  
13000 followers and rising

### November 2020 Data Update Out Now

03-05-17, 11:08 AM

#347

**mikecoxon** ◦  
**Hot Prospect for the Future**

Join Date: 03-02-14  
Location: London  
Posts: 115

I think I've got it on a flash drive at home - happy to see if I can upload and send it over from my work computer

If we can get it uploaded if someone with a Mac would be able to let me know if it works on the current version of OSX that would be much appreciated (I used to run it on OSX 10.5/Leopard so not sure if it will be compatible with the latest version)

05-05-17, 04:11 PM

#348

**Evans\_179** ◦  
**Youth Team Player**

Join Date: 05-05-17  
Posts: 3

Hi guys, I downloaded the game yesterday using crossover for my MacBook. Everything was fine yesterday but I've gone to load my game up and its asking for CD now? Please help?

06-05-17, 01:23 AM

#349

**Fods** ◦  
**Not Needed at the Club**

Join Date: 16-12-11  
Location: Australia  
Posts: 11,493

Don't you just remount it if you are using a virtual drive!

06-05-17, 08:46 PM

#350

**Pavel** ◦  
**Youth Team Player**

Join Date: 06-05-17  
Posts: 1

Originally Posted by **mikecoxon**

*I think I've got it on a flash drive at home - happy to see if I can upload and send it over from my work computer*

*If we can get it uploaded if someone with a Mac would be able to let me know if it works on the current version of OSX that would be much appreciated (I used to run it on OSX 10.5/Leopard so not sure if it will be compatible with the latest version)*

I'm on a MacBook Pro running the latest OS. Happy to give it a go if you can upload the DMG.

Currently downloading the Windows version to try and get that running but would be easier to use the native Mac version I imagine.

#### Tags for this Thread

#all, #mac, mac air, mac game download, macbook  
View Tag Cloud

**Posting Permissions**



You may not post new threads  
You may not post replies  
You may not post attachments  
You may not edit your posts

**BB code** is On  
**Smilies** are On  
**[IMG]** code is On  
**[VIDEO]** code is On  
HTML code is Off

**Forum Rules**

-- Default Style



[Archive](#) [Web Hosting](#) [Top](#)

All times are GMT +1. The time now is 10:31 AM.

Powered by [vBulletin®](#) Version 4.2.5  
Copyright © 2022 vBulletin Solutions Inc. All rights reserved.

© [www.champman0102.co.uk](http://www.champman0102.co.uk)



## Thread: MAC Problems & Queries (SOLUTIONS TO PLAY ON MAC POSTED HERE)

Thread Tools

08-05-17, 08:42 AM

#351

**mikecoxon**  
Hot Prospect for the Future

Join Date: 03-02-14  
Location: London  
Posts: 115

Originally Posted by **Pavel**

*I'm on a MacBook Pro running the latest OS. Happy to give it a go if you can upload the DMG.*

*Currently downloading the Windows version to try and get that running but would be easier to use the native Mac version I imagine.*

Great, I'll get it uploaded and give you a PM to work out how to send it.

The native version is easier, the only issue is that you can't use any of the data updates so have to play ODB. There's a few quirks in the game (only minor stuff like Young Player of the Year not being awarded some seasons for no apparent reason) but I've never had an issue running it

31-05-17, 06:26 AM

#352

**mikecoxon**  
Hot Prospect for the Future

Join Date: 03-02-14  
Location: London  
Posts: 115

So I got my new Mac and I can confirm that the Mac version of CM 01/02 NO LONGER WORKS on modern versions of OS X. Because they don't support old Power PC programmes like CM 01/02 you would need a Mac with either OS X "Leopard" (i.e. any up to early 2009) or OS X "Snow Leopard" (i.e. any up to early 2011) with a programme called Rosetta installed

If anyone does have an old Mac that would be capable of running it I've got the files on my new computer so happy to share with you, other like me you're going to have to install using Crossover

05-06-17, 06:23 PM

#353

**mikecoxon**  
Hot Prospect for the Future

Join Date: 03-02-14  
Location: London  
Posts: 115

Apologies if this has been answered before but the only issue I'm having playing with crossover is that when I try and set a transfer fee or basic wage the value is hard to control (i.e. pressing + or - makes it shoot up dramatically). Anyone know a way to combat this?

08-06-17, 01:05 PM

#354

**jdgmedia**  
Scout

Join Date: 04-12-15  
Location: Warrington  
Posts: 207

Originally Posted by **mikecoxon**

*Apologies if this has been answered before but the only issue I'm having playing with crossover is that when I try and set a transfer fee or basic wage the value is hard to control (i.e. pressing + or - makes it shoot up dramatically). Anyone know a way to combat this?*

I have exactly the same problem! Never been able to solve it. Just have to keep playing around to get what I want (or pay a bit over the odds 😞)

08-06-17, 01:54 PM

#355

**mikecoxon**  
Hot Prospect for the Future

Join Date: 03-02-14  
Location: London  
Posts: 115

Originally Posted by **jdgmedia**

*I have exactly the same problem! Never been able to solve it. Just have to keep playing around to get what I want (or pay a bit over the odds 😞)*

Yeah until now I have been paying slightly over rather than spend ages trying to get the exact value

I did, however, see that someone else had suggested adjusting the mouse settings in System Preferences (not just for CrossOver but for Mac in general). Going to try that, will report back if it works

08-06-17, 02:34 PM

#356

**Mark**  
Chairman

Join Date: 31-10-11  
Posts: 29,427

Hope you get it sorted guys. Unfortunately, there's a lack of support here for mac as the regulars here don't possess one!

13-06-17, 04:41 PM

#357

**lucasdm**  
Scout

Join Date: 05-03-12  
Posts: 127

Originally Posted by **mikecoxon**

*I have the actual Mac version of the game - found it online somewhere about 9 years ago and have played it happily on my old 2008 Macbook since then. Alas that Macbook is dying (I persevered for many years with half the keys not working and going through 4 or 5 batteries and chargers but now the backlight on the screen has given in) so I'm going to move on and buy a new one.*

*My question is would the .DMG file work on a brand new Macbook and allow me to install/play or are they now incompatible? I basically want a new laptop 90% to play CM01/02 and 10% for other stuff, I know getting a PC would be easier for that but I use Windows at work and on my wife's laptop at home and hate the current version of it. There's a couple of computer shops locally that sell re-purposed Macbooks from around 2007/08 so I can get one that will work if need be but ideally I want a nice, shiny new one!*

*Any help much appreciated, and once I'm up and running if anybody wants the actual Mac version rather than using Crossover or similar to run the game please feel free to message me and I'll see if I can share it (the downside is that I'm yet to find a way to run data updates so it's ODB only)*

Share the game with me, please.

27-07-17, 05:51 PM

#358

**NilsNerd**  
Youth Team Player

Join Date: 16-07-17  
Posts: 10

Guys, i need your help. I was playing CM 01/02 for the last 30 days on my mac. The my test version of CrossOver ran out. I purchased the full version. Now when i start the game, it asks me for the CD. It never did that before.

Can you help me? Thanks in advance!

01-08-17, 11:48 AM

#359

**mikecoxon**  
Hot Prospect for the Future

Join Date: 03-02-14  
Location: London  
Posts: 115

Originally Posted by **NilsNerd**

Guys, i need your help. I was playing CM 01/02 for the last 30 days on my mac. The my test version of CrossOver ran out. I purchased the full version. Now when i start the game, it asks me for the CD. It never did that before.

Can you help me? Thanks in advance!

There is an easy fix for this, you just need to re-load the disk image (if you search for it in finder it should come up). I'll be loading my game up at lunchtime so I'll see if I can run through the steps for you

01-08-17, 02:50 PM

#360

**mikecoxon**  
Hot Prospect for the Future

Join Date: 03-02-14  
Location: London  
Posts: 115

Yeah as I thought just search in finder for CM 01/02 and then re-open the CM0102.iso file - should solve the problem

04-08-17, 12:38 PM

#361

**NilsNerd**  
Youth Team Player

Join Date: 16-07-17  
Posts: 10

works again, thanks!

04-08-17, 12:45 PM

#362

**NilsNerd**  
Youth Team Player

Join Date: 16-07-17  
Posts: 10

so. i gotta ask again. i'm new, don't get mad at me please. I'm playing on Mac, i want to use the patch. how do i do it? with all the updates?

28-08-17, 09:17 PM

#363

**singleton46**  
Youth Team Player

Join Date: 18-12-14  
Posts: 2

hi, ive done the update yet it keeps crashing straight away. bringing up an error message. the program cm0102.exe has encountered a serious problem and needs to close. we are sorry for inconvenience! anyone getting this? STRESSED

*Last edited by singleton46; 28-08-17 at 09:22 PM.*

30-09-17, 08:05 PM

#364

**SCISA16**  
Youth Team Player

Join Date: 24-09-17  
Posts: 2

Have you figured out how yet? i am in the same position.

03-10-17, 02:06 AM

#365

**rclarkmini**  
Youth Team Player

Join Date: 02-10-17  
Posts: 1

### Mac Help

I have installed the latest version of the game using the CD and CrossOver.

How do I install the data patches or tactics packs not contained within the disk (but downloaded from this site)?

03-10-17, 02:12 AM

#366

**Redknapp69**

Join Date: 03-03-12

Have a gander through this mate - everything you should need and if still stuck post in that thread as fellow MAC users can help you  
<http://champman0102.co.uk/showthread.php?t=1115>

04-11-17, 10:41 AM

#367

**AlexButcher12** ◊  
Youth Team Player

Join Date: 04-11-17  
Posts: 1

Sorry to be that guy... but I've been clicking through the pages and I'm not sure what the exact answer is.

On a Mac, how do I download the game? Is this <http://champman0102.co.uk/downloads.php?do=cat&id=3> what I need, or is that for PC only?

Do I need Wineskin/Crossover/Virtual drives?

Thanks!

28-03-18, 06:12 PM

#368

**stutel** ◊  
Youth Team Player

Join Date: 28-02-14  
Posts: 17

### Parallels on Mac or buy a cheap Windows laptop?

Hi everyone,

Apologies if this is covered in the tech support area but I couldn't find what I was looking for:

- I want to play the game, with the data update, speeded up commentary (a must), and coloured stats.

Would Parallels on a Mac let me do these four things relatively painlessly, or would I be better getting a cheapish Windows laptop to do the job?

Thanks in advance for your help!

Stu

28-03-18, 07:04 PM

#369

**kaf** ◊  
Youth Team Player

Join Date: 07-07-14  
Posts: 44

You can do it with Crossover. Although you need one of the older version for it to work. There is a 14 day trial.

If you go this route an idle sensitivity optimized patch like 2.21 or Saturn is a must otherwise your mac will sound like a DC-9 taking off.

However playing on a windows pc is much nicer. And you can play other games as well.

28-03-18, 09:24 PM

#370

**MR\_Punk** ◊  
Decent Young Player

Join Date: 21-05-14  
Posts: 92

I've used Virtual Box for years now and it runs like a bloomin' dream.

01-06-18, 10:41 AM

#371

**Terp67** ◊  
Youth Team Player

Join Date: 31-05-18  
Posts: 1

Hi everyone,

I am using Crossover with the latest Saturn patch from a Macbook Air, but I can't do the tactics properly. I can't draw arrows in either overview or for with/without ball, and I can't even choose a different square in with/without ball. Has anyone experienced that? What do I do about it?

**andrew692003** ◦  
Youth Team Player

Join Date: 07-06-18  
Posts: 4

**MacBook newbie needing advice**

Total technophobe but managed to get 01-02 downloaded onto my Mac and start playing tonight. Not played the game for years but have tried reading lots on downloading patches etc but unless I have specific instruction I'm useless.

Is there any guides out there on how to install patches. All i have is version 3.9.60 but ultimately id like to be playing the latest update, just not sure how to go about it.

Id appreciate any help whatsoever.

TIA

**drkshadow1** ◦  
VIP

Join Date: 21-12-14  
Location: Middlesex  
Posts: 1,341

<https://www.youtube.com/watch?v=yeIuQV4d3qc>

Not sure if it works the same on Mac

**andrew692003** ◦  
Youth Team Player

Join Date: 07-06-18  
Posts: 4

Thank you, I'd actually just found this guys instructions a moment ago. Ill try it and see!

Originally Posted by **drkshadow1** ◦

<https://www.youtube.com/watch?v=yeIuQV4d3qc>

*Not sure if it works the same on Mac*

**Redknapp69** ◦  
Member of the Month  
Social Media Mod

Join Date: 03-03-12  
Posts: 28,262

Everything MAC related here as well mate

<http://www.champman0102.co.uk/showthread.php?t=1115>  
<http://champman0102.co.uk/showthread.php?t=319>  
<http://champman0102.co.uk/showthread.php?t=377>

**Tags for this Thread**

#all, #mac, mac air, mac game download, macbook  
View Tag Cloud

**Posting Permissions**

You may not post new threads	<b>BB code</b> is On
You may not post replies	<b>Smilies</b> are On
You may not post attachments	<b>[IMG]</b> code is On
You may not edit your posts	<b>[VIDEO]</b> code is On
	HTML code is Off
	<b>Forum Rules</b>

-- Default Style



[Archive](#) [Web Hosting](#) [Top](#)

All times are GMT +1. The time now is 10:31 AM.

Powered by [vBulletin®](#) Version 4.2.5  
Copyright © 2022 vBulletin Solutions Inc. All rights reserved.

© [www.champman0102.co.uk](http://www.champman0102.co.uk)



**Thread: MAC Problems & Queries (SOLUTIONS TO PLAY ON MAC POSTED HERE)**

Thread Tools

08-06-18, 08:08 AM

#376

**andrew692003**  
Youth Team PlayerJoin Date: 07-06-18  
Posts: 4

Thanks very much, really appreciate tgat!

17-06-18, 08:49 AM

#377

**lukeyluke**  
Youth Team PlayerJoin Date: 17-06-18  
Posts: 1**Help... Idiots guide to installing on an Apple MAC**

Hello everyone,

i am desperate to start playing this game.... i'm not bothered about having the 'up to date' players; i'm happy to play it from the 01/02 season for nostalgia purposes.

I'm not a tech person; and wondered whats the easiest way to download/get this game for an apple mac user? I have tried using google and its a bit confusing.... i wonder if anyone would be kind enough to give me a step by step (idiots guide) for me to play the game.

any help would be most gratefully appreciated. thank you in advance.

Luke

17-06-18, 08:49 PM

#378

**Redknapp69**  
Member of the Month  
Social Media ModJoin Date: 03-03-12  
Posts: 28,262

see these threads for hints and tips  
<http://www.champman0102.co.uk/showthread.php?t=1115>  
<http://champman0102.co.uk/showthread.php?t=319>  
<http://champman0102.co.uk/showthread.php?t=377>

**Kjellar** ◊  
Youth Team Player

Join Date: 12-05-18  
Posts: 6

### Enable windowed mode before running the game

Hello,

I've installed the game via CrossOver (Macbook Air) and when I run it flickers and I see the original screen for a second before it goes black and I see som pixelbars. I've googled this for hours and it seems the solution is to run it in windowed mode, but I can't navigate to this menu because the screen is black when I get to this point. Is there a way to force the game to run in windowed through a command, or fix the flicker/black screen isusse by adding a command to make it run in another resolution?

*Last edited by Kjellar; 20-06-18 at 04:17 PM.*

**Redknapp69** ◊  
Member of the Month  
Social Media Mod

Join Date: 03-03-12  
Posts: 28,262

All MAC info is here mate 🙌

<http://www.champman0102.co.uk/showthread.php?t=1115>  
<http://champman0102.co.uk/showthread.php?t=319>  
<http://champman0102.co.uk/showthread.php?t=377>

**Kjellar** ◊  
Youth Team Player

Join Date: 12-05-18  
Posts: 6

Yeah thanks! I already trawled those three threads before making a thread here, couldn't fint a solution to my problem.

**saturn** ◊  
Programmer  
VIP

Join Date: 18-03-14  
Posts: 1,240

1. Create a shortcut to the cm0102.exe (right click on cm0102.exe and select 'Send To --> Desktop (create shortcut)').
2. Right click on the shortcut and select Properties. There should be a Target line which will show something like "C:\Program Files (x86)\Championship Manager 01-02\cm0102.exe".
3. Add " -windowed" to the end of this line, without the quotation marks (make sure there's a space before '-windowed').

**Kjellar** ◊  
Youth Team Player

Join Date: 12-05-18  
Posts: 6

Thanks for the input, but this doesn't work on a Mac. I'll update my post to better reveal what I'm referring to.

**Kjellar** ◊  
Youth Team Player

Join Date: 12-05-18  
Posts: 6

Oh my, your post helped me anyway saturn! The CrossOver program that makes you run windows programs on your Mac allows a command before you run the game. I've tried with "-w" and "-windowed" to make it work, but no such luck. Then I saw your tip about making sure there's a space before "-windowed" - tried that on the mac, and it worked! Thanks a million 😊

*Last edited by Kjellar; 20-06-18 at 05:08 PM.*

**Kjellar** ◊  
Youth Team Player

Join Date: 12-05-18  
Posts: 6

Cheered to fast, now I got the "insert CD" to deal with..  
Edit: Just a mount image seems to do the trick!

02-07-18, 06:20 PM

#386

**brandon1975** ◦  
Youth Team Player

Join Date: 02-07-18  
Posts: 3

### Help Needed

Hi All

I am trying to find a way of getting championship manager 01/02 onto my macbook pro, is this possible and if so some help would be required as I am not technically gifted on a computer.

At the moment I don't even have the game or know where to download it?

Thanks in advance

02-07-18, 06:58 PM

#387

**brandon1975** ◦  
Youth Team Player

Join Date: 02-07-18  
Posts: 3

Just got sent a link but it is full of viruses so not helpful one bit.

02-07-18, 07:32 PM

#388

**pitifulreply** ◦  
Youth Team Player

Join Date: 26-06-18  
Posts: 8

Originally Posted by **brandon1975** ◦

Hi All

*I am trying to find a way of getting championship manager 01/02 onto my macbook pro, is this possible and if so some help would be required as I am not technically gifted on a computer.*

*At the moment I don't even have the game or know where to download it?*

*Thanks in advance*

I used this <https://macretro.co.uk/2017/09/05/in...-on-mac-linux/> to great success. Since then I've patched saturn v5

Sent from my SM-G950F using Tapataalk

02-07-18, 07:47 PM

#389

**brandon1975** ◦  
Youth Team Player

Join Date: 02-07-18  
Posts: 3

Originally Posted by **pitifulreply** ◦

*I used this <https://macretro.co.uk/2017/09/05/in...-on-mac-linux/> to great success. Since then I've patched saturn v5*

*Sent from my SM-G950F using Tapataalk*

No sound on the video on you tube though which is not helpful

Anyone else help??

02-07-18, 07:59 PM

#390

**pitifulreply** ◦  
Youth Team Player

Join Date: 26-06-18  
Posts: 8

Download PlayOnMac (<https://www.playonmac.com/en/>)

Download the CM0102 ISO. It's on here somewhere

Download the latest official patch. It's also here somewhere

Install PlayOnMac

Mount the ISO. Should be the default option when double clicking the ISO file. If not right hand click and choose mount

In PlayOnMac, click on config. Create new 32 bit machine. After that's finished choose to install an exe file. Find the setup.exe in the CM0102 mount drive

Once that's installed choose to install another exe and install the latest patch.

You should be good to go. There's a really good guide somewhere on this site that tells you how to install the game. I'd search through and link to it but I'm on the train and near my stop

Sent from my SM-G950F using Tapataalk

03-07-18, 02:45 PM

#391

**Mark** ◊  
Chairman

Join Date: 31-10-11  
Posts: 29,427

Bloody hell, Brandon... Could you try being less rude?

Don't forget this is a fan-based website. Nobody gets paid to help you!

30-07-18, 01:49 PM

#392

**Harad** ◊  
Youth Team Player

Join Date: 19-07-18  
Posts: 5

So I managed to get up and running on a mac! Woo!  
I was wondering if someone might be able to help me with downloading some tactics to look at. I'm very curious as to what makes iodine tactics so good etc as I've tried some wib wob of my own and am doing well but not unbelievably well. When I try to download any tactics I can't seem to find a tactics folder to put them in etc on the mac. I'm probably being stupid again.

15-08-18, 09:07 PM

#393

**Alexg69** ◊  
Youth Team Player

Join Date: 15-08-18  
Posts: 7

Hello,  
I followed this link <https://champman0102.co.uk/showthread.php?t=10794> , but I still have error messages:  
"v3.9.68T Langlib..cpp 479"  
"v3.9.68T game\_config..cpp 131"

**And I do not know which .exe file to use**

Someone can help me ?

20-08-18, 08:28 AM

#394

**hossy** ◊  
Youth Team Player

Join Date: 20-08-18  
Posts: 1

Hi,  
Thanks for all the posts. Followed the above but came unstuck with the setup.lid error (105).. Does anyone have any ideas?

20-08-18, 09:27 PM

#395

**Alexg69** ◊  
Youth Team Player

Join Date: 15-08-18  
Posts: 7

OK, the game works but now, I have an error message "INSERT CD".....

20-08-18, 09:35 PM

#396

Alexg69 ◊  
Youth Team Player

Join Date: 15-08-18  
Posts: 7

Thanks, but I have an error message "Insert CD".....

Please, help me !!

21-08-18, 05:27 PM

#397

dejavu ◊  
Youth Team Player

Join Date: 28-12-16  
Posts: 2

hello, i try to download this iso file, but not working...what i can do for download on my mac?

21-08-18, 05:32 PM

#398

dejavu ◊  
Youth Team Player

Join Date: 28-12-16  
Posts: 2

hello I'm crazy for this game....but i can't download because not working the link...  
how i can do? thanks for help

26-08-18, 04:58 PM

#399

OllyVilla ◊  
Youth Team Player

Join Date: 26-08-18  
Posts: 1

Hi All,

Have installed cm0102 in my MacBook using Crossover and have also installed GK save game editor, does anyone know where crossover hides the save games? Need to specify the location for GK.

Thanks

20-09-18, 02:00 PM

#400

BarJarvo ◊  
Youth Team Player

Join Date: 20-09-18  
Posts: 1

has anyone ever had error code 105 when attempting to install? says Setup is unable to find installation language

◀ Editor - Balance - Transfer fund ratio | Error after re-installing ▶

Tags for this Thread

#all, #mac, mac air, mac game download, macbook  
[View Tag Cloud](#)

Posting Permissions

You may not post new threads  
You may not post replies  
You may not post attachments  
You may not edit your posts

**BB code** is On  
**Smilies** are On  
**[IMG]** code is On  
**[VIDEO]** code is On  
HTML code is Off

**Forum Rules**

All times are GMT +1. The time now is 10:31 AM.

Powered by vBulletin® Version 4.2.5  
Copyright © 2022 vBulletin Solutions Inc. All rights reserved.

© www.champman0102.co.uk



## Thread: MAC Problems & Queries (SOLUTIONS TO PLAY ON MAC POSTED HERE)

Thread Tools

04-10-18, 07:36 PM

#401

**fabseon**  
Youth Team PlayerJoin Date: 18-10-15  
Posts: 5

Everything is OK..... except Tapani patch  
I didn't find any solution in this forum...  
Please help ? How can I apply tapani patch on Mac/CrossOver????

18-10-18, 01:49 PM

#402

**Lancs92**  
Youth Team PlayerJoin Date: 18-10-18  
Posts: 1

Hi Guys,

I have followed step by step <https://champman0102.co.uk/showthread.php?t=377> but still cant run the game. It opens and is incredibly slow, can anyone assist at all?

Thanks

24-10-18, 12:46 PM

#403

**tayloi3**  
Youth Team PlayerJoin Date: 24-10-18  
Posts: 1

### MacBook help

Hi - need some help - have Cm01/02 installed and working great via PlayonMac and have just cracked the cd beyond repair - can anyone help how to get it to run without the cd without reinstalling please??

24-10-18, 10:20 PM

#404

**Redknapp69**  
Member of the Month  
Social Media ModJoin Date: 03-03-12  
Posts: 28,262

Everything here for MAC - <https://champman0102.co.uk/showthread.php?t=1115>

11-11-18, 04:50 PM

#405

**lcnorwich** ◊  
Youth Team Player

Join Date: 11-11-18  
Posts: 1

Hello - I've got a MacBook air - I've managed to get the game and the update 3.9.68 update in place - As soon as I open the application on play on mac, it loads but then freezes or take some time to load that page, maybe a minute. I've looks for hours for a solution but I can't seem to find one. I must be missing something but I have no idea what to do next. Please help

17-11-18, 11:47 AM

#406

**addyrfc** ◊  
Youth Team Player

Join Date: 18-09-14  
Posts: 1

### play on MacBook

good morning managers.

i have recently purchased a MacBook and was wondering is there anyway in which i can play the game on this.

thanks ian

18-11-18, 09:16 PM

#407

**Redknapp69** ◊  
Member of the Month  
Social Media Mod

Join Date: 03-03-12  
Posts: 28,262

Everything MAC related here mate - <https://champman0102.co.uk/showthread.php?t=1115>

19-11-18, 09:49 PM

#408

**Joery** ◊  
Youth Team Player

Join Date: 18-11-18  
Posts: 2

Manage to install the latest Patch, and after 17 years it's like I'm playing the game for the first time again! But unfortunately, after the season updates in July, the save game crashes 😞 Playing on Mac with Crossover (Windows XP compatibility).

Has anyone experiences with this issue on Mac? Help please!

11-12-18, 08:55 AM

#409

**psuett** ◊  
Youth Team Player

Join Date: 11-12-18  
Posts: 2

Hi

I keep getting the error "does not have enough memory to run the game" after 2 seasons, I have searched these forums but cannot find an answer. I am running the game on a mac via the virtual wine drive

many thanks in advance  
Paul

11-12-18, 08:56 AM

#410

**psuett** ◊  
Youth Team Player

Join Date: 11-12-18  
Posts: 2

### Mac memory issue during game play

Hi

I keep getting the error "does not have enough memory to run the game" after 2 seasons, I have searched these forums but cannot find an answer. I am running the game on a mac via the virtual wine drive

many thanks in advance  
Paul



13-12-18, 01:06 AM

#411

**Melvins** ◦  
Youth Team Player

Join Date: 13-12-13  
Posts: 8

@Redknapp69 here, where? Is the same topic and first links are dead.

13-12-18, 01:07 AM

#412

**Melvins** ◦  
Youth Team Player

Join Date: 13-12-13  
Posts: 8

@Redknapp69, where? Is the same topic and first links are dead.  
Thanks

14-12-18, 02:41 AM

#413

**Melvins** ◦  
Youth Team Player

Join Date: 13-12-13  
Posts: 8

Anyone was able to install Tapani 2.22 patch? It looks the link is broken. Thanks

20-12-18, 08:18 AM

#414

**Lifesahitch** ◦  
Youth Team Player

Join Date: 26-12-16  
Posts: 5

Best just getting a cheap laptop I think mate. I've tried on Mac for hours and got nowhere, don't think it's popular enough to have a concrete step by step solution yet

21-12-18, 03:45 PM

#415

**jdgmedia** ◦  
Scout

Join Date: 04-12-15  
Location: Warrington  
Posts: 207

Originally Posted by **psuett** »

Hi

*I keep getting the error "does not have enough memory to run the game" after 2 seasons, I have searched these forums but cannot find an answer. I am running the game on a mac via the virtual wine drive*

*many thanks in advance  
Paul*

I used to get that occasionally; have you tried deleting any unused game saves?

22-12-18, 03:06 PM

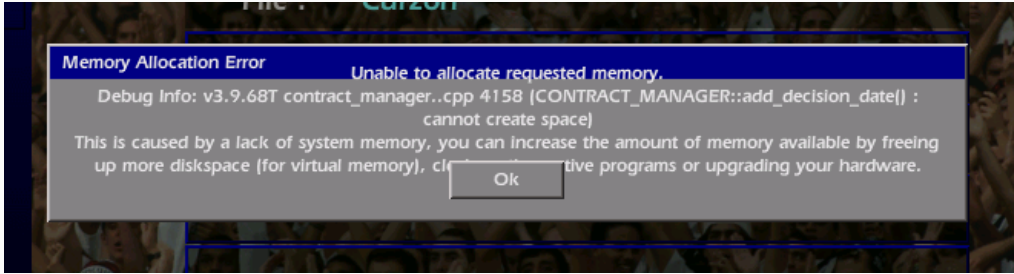
#416

**jdgmedia** ◦  
Scout

Join Date: 04-12-15  
Location: Warrington  
Posts: 207

I've hit a problem loading my saved game on the new Saturn patch with data update.

Any ideas how I can resolve?



22-12-18, 10:33 PM

#417

**jacobclear** ◦  
Not Needed at the Club

Join Date: 20-09-18  
Location: Australia  
Posts: 1,725

You either don't have enough storage or you have an editor open in the background

23-12-18, 01:25 AM

#418

**jdgmedia** ◦  
Scout

Join Date: 04-12-15  
Location: Warrington  
Posts: 207

How do I correct the storage error? Clearly my Mac has enough storage to run the game.

28-12-18, 01:36 PM

#419

**fabseon** ◦  
Youth Team Player

Join Date: 18-10-15  
Posts: 5

Originally Posted by **Melvins** ◻

*Anyone was able to install Tapani 2.22 patch? It looks the link is broken. Thanks*

same issue for me... everything is working except Tapani (on Mac/CrossOver)...

02-02-19, 01:51 PM

#420

**joewesthead** ◦  
Youth Team Player

Join Date: 07-10-14  
Posts: 3

I've used both Crossover and PlayOnMac and both have trouble loading saved games. That suggests the error is with Wine itself.

I imagine there must be a way to allocate more memory when setting up a Wine bottle but I haven't figured it out yet.

11-02-19, 01:31 AM

#421

**Stuy\_O** ◦  
Youth Team Player

Join Date: 11-02-19  
Posts: 1

I am also having problems with saved games crashing.

I've had three saved games crash. Two get to the latter stages of the loading screen then say the game has encountered a serious problem and shuts down. The third and most recent one was a memory error first... then followed by the same message. There is no pattern in the games times either, one is about 3/4 of the way through the season, one is one match old, the other I'd just finished my first season.

Running Tapani v2.22 + Saturn 6

11-02-19, 09:35 AM

#422

**jacobclear** ◦  
Not Needed at the Club

Join Date: 20-09-18  
Location: Australia

Is there a setting somewhere that determines how much storage is allocated to Crossover/Wine etc.

Maybe that allocation is too small?

28-02-19, 12:45 PM #423

**themanwhobuilthemoon** ◊  
Youth Team Player

Join Date: 28-02-19  
Posts: 1

Hi all. Was going along fine playing CM 01/02 original version on Mac (both on Crossover and Play On Mac), with all leagues optimised and going deep into 9/10 seasons.

However, I've recently encountered a problem where the game will load up and within seconds of the main menu appearing my screen will either go blank or turn to a load of scrambled colours.

I've reinstalled several times and the same problem occurs with Crossover and Play On Mac. Any suggestions?

25-03-19, 11:16 AM #424

**Wescey** ◊  
Youth Team Player

Join Date: 30-12-18  
Posts: 9

Can anyone help me with Tapani 2.21 patch? Im using Mac and when i try to install it through Crossover nothing happens...

19-04-19, 10:11 PM #425

**b3nassi** ◊  
Youth Team Player

Join Date: 19-04-19  
Posts: 1

Hello everyone, I've been playing the old 3.9.60 update for a long time, now I wanted to play with the new 2019 update and add some background pictures but nothing I do applies. Ive followed all the instructions yet they change nothing. Is there something I'm missing here?

◀ Editor - Balance - Transfer fund ratio | Error after re-installing ▶

**Tags for this Thread**

#all, #mac, mac air, mac game download, macbook  
[View Tag Cloud](#)

**Posting Permissions**

You may not post new threads  
You may not post replies  
You may not post attachments  
You may not edit your posts

**BB code** is On  
**Smilies** are On  
**[IMG]** code is On  
**[VIDEO]** code is On  
HTML code is Off

**Forum Rules**

-- Default Style ▼

[Archive](#) [Web Hosting](#) [Top](#)



## Thread: MAC Problems & Queries (SOLUTIONS TO PLAY ON MAC POSTED HERE)

Thread Tools

28-06-19, 09:10 PM

#426

**hughesy732**  
Youth Team Player

Join Date: 28-06-19  
Posts: 1

Hey guys. I'm hoping to play on Mac but the links to download here are dead. Could someone please help me out? Thanks in advance.

08-07-19, 06:14 PM

#427

**joeapps**  
Youth Team Player

Join Date: 01-07-19  
Posts: 7

### Play game in a separate window - MAC

Hi gents. Downloaded the game and it works perfectly. Just wondering if anyone knew how to play it and still be able to access other programmes? I have to keep exiting the game and re-entering. Can't even see when my laptop is running out of battery. I've tried creating virtual desktop through wine but that hasn't worked. Any help would be greatly appreciated.

Joe

08-07-19, 06:26 PM

#428

**riise**  
0102Bet Mod

Join Date: 08-09-15  
Posts: 3,525

Sounds like you're playing in 'Full' mode. You can change to 'Windowed' mode if you go to 'Game Options' (left menubar in-game) > 'Game Settings' > 'Screen Mode'.

Or if you're just on the main menu, 'Game Settings' is one of the options on there.

08-07-19, 06:52 PM

#429

**joeapps**  
Youth Team Player

Join Date: 01-07-19  
Posts: 7

Thanks for that. Thought it was going to work alas. It just went black and crashed my computer. I still have my virtual desktop enabled though so i might try getting rid of that and trying again. Any reason why it wouldn't work?

08-07-19, 07:00 PM

#430

**riise** ◊  
**0102Bet Mod**

Join Date: 08-09-15  
Posts: 3,525

Originally Posted by **joeapps** ▶

*Thanks for that. Thought it was going to work alas. It just went black and crashed my computer. I still have my virtual desktop enabled though so i might try getting rid of that and trying again. Any reason why it wouldn't work?*

Ummm might be a graphics settings thing that's over my head! I always play windowed and have never encountered such an issue I'm afraid.

08-07-19, 07:02 PM

#431

**joeapps** ◊  
**Youth Team Player**

Join Date: 01-07-19  
Posts: 7

Well it has actually worked. It is now loading in a window. However the screen behind it is black and if I minimise the game it disappears forever so have to re-start the computer. Thanks for your help I will keep trying.

08-07-19, 08:00 PM

#432

**Redknapp69** ◊  
**Member of the Month**  
**Social Media Mod**

Join Date: 03-03-12  
Posts: 28,262

Check screen resolutions thread in this Tech Support section 🙏

08-07-19, 08:07 PM

#433

**joeapps** ◊  
**Youth Team Player**

Join Date: 01-07-19  
Posts: 7

Thought i'd had a look there. Any specific part?

08-07-19, 08:14 PM

#434

**joeapps** ◊  
**Youth Team Player**

Join Date: 01-07-19  
Posts: 7

Had a good look through and most of it does not make sense. I will try uninstalling and reinstalling

08-07-19, 09:30 PM

#435

**Redknapp69** ◊  
**Member of the Month**  
**Social Media Mod**

Join Date: 03-03-12  
Posts: 28,262

Originally Posted by **joeapps** ▶

*Had a good look through and most of it does not make sense. I will try uninstalling and reinstalling*

That is always something most of us do and typically helps 🙏

08-07-19, 10:35 PM

#436

**joeapps** ◊  
**Youth Team Player**

Join Date: 01-07-19  
Posts: 7

Didn't work 😞

08-07-19, 10:42 PM

#437

**joeapps** ◦  
Youth Team Player

Join Date: 01-07-19  
Posts: 7

Maybe we could think about it a different way. Also my keyboard on my mac stops responding. So can't press escape or swipe the trackpad. Any ideas how to keep the keyboard/mousepad active?

08-07-19, 11:14 PM

#438

**Redknapp69** ◦  
Member of the Month  
Social Media Mod

Join Date: 03-03-12  
Posts: 28,262

Ah - is this MAC related?

If so, I have no idea on MAC sorry but would suggest to look through/ask in the MAC thread in Tech Support 🙄

20-07-19, 04:57 PM

#439

**tommie** ◦  
Youth Team Player

Join Date: 19-07-19  
Posts: 2

I'm running CM01/02 on a Mac using PlayOnMac and a downloadable Windows version of the game software. In order to play the game, I have to run the cm0102\_GDI.exe (rather than the regular game .exe) which is fine if playing the patched 3.9.68 version, but I want to play with the updated game data from March 19. But it doesn't work without a compatible, updated GDI.exe - How can I get one?!

21-07-19, 05:56 PM

#440

**Stefan1987** ◦  
Youth Team Player

Join Date: 21-07-19  
Posts: 3

Hi you awesome people,

I have been playing CM01/02 for years and never had problems until now with the latest March update. Its a strange problem where saved games can't be loaded. It have happened for several times now with different saved games. The length of the saved games have been different, one worked 5 seasons, one just 1,5 season and so on. I find the file (saved game) but when I try to reload it, everything crashes without any error message and the game quit itself.

Im running CM01/02 on a macbook air with Virtual Box, so the system it runs in is Windows XP. I have the 3.9.68 version and only updated and installed the Mars 2019 patch, no other patches.

The game has always worked for me and Ive never experienced a problem like this. I always play and download the new player updates when they come, never been a problem until now. If you have any solution on this problem, I'll be the luckiest guy in the world.

Thanks,

22-07-19, 11:41 AM

#441

**unsysafc** ◦  
Youth Team Player

Join Date: 22-07-19  
Posts: 1

Can someone explain, in simple terms, how to install the March 2019 add on to Mac. Been trying for hours and nothing works. Is there a link to the Mac installer?

I watched the video tutorial and followed it exactly, but the game just crashes as soon as open it. Just get a black screen.

24-07-19, 05:22 AM

#442

**sa\_toffee** ◦  
Youth Team Player

Join Date: 23-07-19  
Posts: 1

I am running the updated game through crossover on Mac. Worked perfectly yesterday but when I try and load a new game or even my saved game this morning, it asks me to insert the 0102 CD. Any idea how to fix/bypass this?

24-07-19, 08:46 AM

#443

**riise** ◦  
0102Bet Mod

Join Date: 08-09-15  
Posts: 3,525

Originally Posted by **sa\_toffee**

*I am running the updated game through crossover on Mac. Worked perfectly yesterday but when I try and load a new game or even my saved game this morning, it asks me to insert the 0102 CD. Any idea how to fix/bypass this?*

Don't know anything about Corssover, but I'm assuming you're ultimately running the game on a virtual drive - try remounting the CM01/02 .iso on it. Judging from previous posts, this can be done by either double-clicking the virtual drive or right-clicking it and selecting 'Mount' (or similar).

25-07-19, 07:55 PM

#444

**george** ◦  
Youth Team Player

Join Date: 25-07-19  
Posts: 1

### Can someone please help me download on macbook? I'm really struggling

Can someone please help me download on macbook? I'm really struggling

25-07-19, 09:21 PM

#445

**saf99** ◦  
Youth Team Player

Join Date: 24-07-19  
Posts: 1

Hi guys how do i add the March update on playonmac? also do i need to install the tapani patch before adding March update? Thanks

26-07-19, 10:46 AM

#446

**Redknapp69** ◦  
Member of the Month  
Social Media Mod

Join Date: 03-03-12  
Posts: 28,262

see these threads for hints and tips  
<http://www.champman0102.co.uk/showthread.php?t=1115>  
<http://champman0102.co.uk/showthread.php?t=319>  
<http://champman0102.co.uk/showthread.php?t=377>

18-08-19, 03:22 PM

#447

**themidge** ◦  
Youth Team Player

Join Date: 01-08-19  
Posts: 1

Just picking up this thread - could you show the steps how to install using Wineskin?

20-08-19, 08:44 PM

#448

**herm** ◦  
Youth Team Player

Join Date: 20-08-19  
Posts: 2

Hi,

I've just bought the game though have a macbook and can't get it to work? Is it possible to play on a macbook or have I just wasted my money lol

31-08-19, 11:24 PM

#449

**jn23** ◦  
Youth Team Player

Join Date: 31-08-19  
Posts: 1

I've been trying to install with these instructions: <https://macretro.co.uk/2017/09/05/in...n-mac-linux/2/>

I get to the fourth paragraph *Once you have installed the game switch from the miscellaneous tab of the virtual drive to the general tab. Select the "Make new shortcut from this virtual drive" button. This should identify the CM01/02 executables - install a shortcut to the game now.*

When I create the shortcut I get a message saying 'scanning the virtual drive' and I can;t go any further.

Can anyone help?

04-09-19, 04:36 PM

#450

**NilsNerd** ◊  
Youth Team Player

Join Date: 16-07-17  
Posts: 10

Hi guys! Having troubles again. I got the game running on crossover on my mac. I started editing the players in the editor. And it worked well for quite some time as i wanted to edit as many players to actual players. But now it crashes every time I start a new game on "assessing club squads". What can i do? how can i find the mistake in my editor safe that makes it crash?

and is there maybe a prepared database that i can import via crossover?

Page 18 of 23 ◀◀ First ◀ ... 8 14 15 16 17 18 19 20 21 22 ... ▶ Last ▶▶

◀ Editor - Balance - Transfer fund ratio | Error after re-installing ▶

#### Tags for this Thread

#all, #mac, mac air, mac game download, macbook  
[View Tag Cloud](#)

#### Posting Permissions

You may not post new threads  
You may not post replies  
You may not post attachments  
You may not edit your posts

**BB code** is On  
**Smilies** are On  
**[IMG]** code is On  
**[VIDEO]** code is On  
HTML code is Off

[Forum Rules](#)

-- Default Style ▼

[Archive](#) [Web Hosting](#) [Top](#)

All times are GMT +1. The time now is 10:31 AM.

Powered by vBulletin® Version 4.2.5  
Copyright © 2022 vBulletin Solutions Inc. All rights reserved.

© www.champman0102.co.uk





## Thread: MAC Problems & Queries (SOLUTIONS TO PLAY ON MAC POSTED HERE)

Thread Tools

22-09-19, 04:50 PM

#451

**csuckling2k6**  
Youth Team PlayerJoin Date: 10-09-19  
Posts: 2

Hi Guys

I've been playing CM 01/02 on Mac via Play On Mac. It's been working fine up until now. Everytime i try and save the game i get the error message: 'There is not enough free disk space on Drive C: to save the game. Please free up some more and try again'

I really don't want to lose my saved game and I can't seem to find any solution for this for playing it on Mac/Play On Mac. Any ideas how to fix this?

Thanks

17-10-19, 10:05 PM

#452

**fabseon**  
Youth Team PlayerJoin Date: 18-10-15  
Posts: 5

The game is working well at my side but...

Since a long time and many many tests, I DIDN'T SUCCESS to install Tapani patch (whatever the version) neither by using Crossover nor PlayOnMac...

(cmpatcher-2.19.exe or cmpatcher-2.21.1.exe or cmpatcher-2.22-wip0.exe .... same result)

with CrossOver : Nothing happen with Crossover when launching these .exe.

with PlayOnMac : the following error is displayed when executing these .exe : "PlayOnMac has encountered an error ....."

PLEASE HELP.....

19-10-19, 09:54 AM

#453

**NilsNerd**  
Youth Team PlayerJoin Date: 16-07-17  
Posts: 10

When I try to start a new game I get an error message. Something about "heavy problems / programm has to be stopped immediately"

I worked a lot on the editor. Can anyone help with this?

24-10-19, 08:00 PM

#454

**Wescey**

Join Date: 30-12-18

Originally Posted by **fabseon**

*The game is working well at my side but...*

*Since a long time and many many tests, I DIDN'T SUCCESS to install Tapani patch (whatever the version) neither by using Crossover nor PlayOnMac...*

*(cmpatcher-2.19.exe or cmpatcher-2.21.1.exe or cmpatcher-2.22-wip0.exe .... same result)*

*with CrossOver : Nothing happen with Crossover when launching these .exe.*

*with PlayOnMac : the following error is displayed when executing these .exe : "PlayOnMac has encountered an error ....."*

*PLEASE HELP.....*

HI!

I HAVE EXACTLY THE SAME PROBLEM!!!

21-11-19, 04:53 PM

#455

**alediego60**  
Youth Team Player

Join Date: 18-11-19  
Posts: 1

### data update october 2019 on mac

hello everyone, can you help me to install the october 2019 update on the mac?  
do you know how to do it?

08-12-19, 04:40 PM

#456

**pnuytten**  
Youth Team Player

Join Date: 08-12-19  
Posts: 5

Hi!

I download the game for my Macbook.

I followed the instructions by the tutorial and I am using PlayonMac.

When I want to install the game I get an error. V3.99.60 Langlib..cpp 389 and V3.99.60 game\_config..cpp

What can I do about this?

16-01-20, 03:57 AM

#457

**ictpaisley**  
Decent Young Player

Join Date: 22-07-16  
Posts: 94

Has anyone ever managed to get the cm color editor to work on a Mac? I've been trying to get it to work for a while now so I can make the game look a littler sexier but with no luck. Currently using Crossover to run the game. Any help would be appreciated.

Sent from my iPhone using Tapatalk

18-01-20, 03:59 AM

#458

**ictpaisley**  
Decent Young Player

Join Date: 22-07-16  
Posts: 94

Originally Posted by **ictpaisley**

*Has anyone ever managed to get the cm color editor to work on a Mac? I've been trying to get it to work for a while now so I can make the game look a littler sexier but with no luck. Currently using Crossover to run the game. Any help would be appreciated.*

*Sent from my iPhone using Tapatalk*

Anyone out there on a Mac that could let me know if it's possible to change the colour scheme?

Sent from my iPhone using Tapatalk

08-02-20, 12:32 PM

#459

**justinsaid** ◦  
Youth Team Player

Join Date: 08-02-20  
Posts: 5

Hi,

Apologies if this is already covered but is it possible to apply the +v8 patch from Saturn to this game on Mac?

I am running using crossover. Would the Psmith instructions work?

16-02-20, 06:33 PM

#460

**ajra21** ◦  
Backup Player

Join Date: 18-05-13  
Posts: 728

Long time no see CM0102 community. Hope everyone is well.

Tried to fire up CM0102 for the first time since the last OS update and nada. It just doesn't work. I've downloaded a newer version of *playonmac* and will probably have to start again from scratch after removing all CM0102 stuff I have.

-- Updated --

Originally Posted by **ictpaisley** ◦

*Has anyone ever managed to get the cm color editor to work on a Mac? I've been trying to get it to work for a while now so I can make the game look a littler sexier but with no luck. Currently using Crossover to run the game. Any help would be appreciated.*

*Sent from my iPhone using Tapatalk*

Was never able to get it to work with *crossover*, only *playonmac*. Now, I've not tried anything on *crossover* for at least four years, maybe longer.

16-02-20, 06:39 PM

#461

**ajra21** ◦  
Backup Player

Join Date: 18-05-13  
Posts: 728

Well, *playonmac* isn't working anymore either.

That sucks.

Might have to go back to *crossover*.

17-02-20, 12:24 AM

#462

**ajra21** ◦  
Backup Player

Join Date: 18-05-13  
Posts: 728

So, after a day of trying, *playonmac* doesn't work in anyway shape or form.

Trying *crossover* and while I can get the game to work, I can't apply patches or data updates. The instructions I can find are outdated for the current version of *crossover*.

Does anyone have insight into how these can be done on the latest version of *crossover*?

How does *crossover* allow you to get to copy/paste the data files for that data update?

17-02-20, 04:29 AM

#463

**ictpaisley** ◦  
Decent Young Player

Join Date: 22-07-16  
Posts: 94

<https://macretro.co.uk/2019/11/25/ho...acos-catalina/>

This is the updated version for getting it to work on a Mac. I've just been playing with the .68 version of the original database.

Sent from my iPhone using Tapatalk

17-02-20, 05:09 PM

#464

**ajra21** ◦  
Backup Player

Join Date: 18-05-13  
Posts: 728

Thanks.

I actually managed to get the latest update working on crossover. I'm gonna try to get the tapani patch to work (love those different colored numbers).

If I can't get CM0102 to work the way I want before the end of the crossover trial, I'll try the suggestions in your link.

17-02-20, 05:50 PM

#465

**ictpaisley** ◦  
Decent Young Player

Join Date: 22-07-16  
Posts: 94

Originally Posted by **ajra21** ◦

Thanks.

*I actually managed to get the latest update working on crossover. I'm gonna try to get the tapani patch to work (love those different colored numbers).*

*If I can't get CM0102 to work the way I want before the end of the crossover trial, I'll try the suggestions in your link.*

My crossover trial has ended. Looking for other options but if not will probably just buy it when I get paid next week. Let me know how you get on.

Sent from my iPhone using Tapataalk

17-02-20, 08:55 PM

#466

**ajra21** ◦  
Backup Player

Join Date: 18-05-13  
Posts: 728

Originally Posted by **ictpaisley** ◦

*My crossover trial has ended. Looking for other options but if not will probably just buy it when I get paid next week. Let me know how you get on.*

*Sent from my iPhone using Tapataalk*

So, I have the Tapani-patch working and CM Explorer.

I've long wanted to be able to get the ability to change the start date and at some point, I think I read about being able to remove the second group stage of the CL - which I despise.

*Last edited by ajra21; 17-02-20 at 09:10 PM.*

18-02-20, 07:29 PM

#467

**Rafael de Andrade Ribeiro** ◦  
Youth Team Player

Join Date: 18-02-20  
Posts: 2

### DOWNLOAD ON MacBook Air

Hey guys,

Is there a topic about downloading the game on MacBook? Can anyone give me a hand?

TKS.

Rafael

18-02-20, 10:05 PM

#468

**ictpaisley** ◦  
Decent Young Player

Join Date: 22-07-16  
Posts: 94

Originally Posted by **ajra21**

*So, I have the Tapani-patch working and CM Explorer.*

*I've long wanted to be able to get the ability to change the start date and at some point, I think I read about being able to remove the second group stage of the CL - which I despise.*

Unsure the second group stage can be removed. Always assumed it was hard coded in and there forever. Any chance you've managed to get the cm colour editor to work?

Sent from my iPhone using Tapataalk

18-02-20, 10:08 PM

#469

**ictpaisley**  
Decent Young Player

Join Date: 22-07-16  
Posts: 94

Originally Posted by **Rafael de Andrade Ribeiro**

*Hey guys,*

*Is there a topic about downloading the game on MacBook? Can anyone give me a hand?*

*TKS.*

*Rafael*

You can download a program called cross over and play it through that. It only gives you a two week trial though and after that it is around £18

Sent from my iPhone using Tapataalk

28-02-20, 10:32 AM

#470

**NilsNerd**  
Youth Team Player

Join Date: 16-07-17  
Posts: 10

Actually i seem to be too dumb to install it with crossover. can anybody help me with that? i don't understand that program. how do i do it?

Edit: Got this to work finally! Now my question is: is there a patch to bring in a roster update for the actual season? 2001 is nice, but 2019 would be awesome. anyone knows about that and how to install?

*Last edited by NilsNerd; 28-02-20 at 11:02 AM.*

16-03-20, 12:43 PM

#471

**mjmartin7**  
Youth Team Player

Join Date: 27-12-19  
Posts: 1

How did you get the Tapani patch to install with crossover?

16-03-20, 08:37 PM

#472

**cornerofthenight**  
Youth Team Player

Join Date: 15-03-20  
Posts: 1

Hi,  
got the exact same question.  
First I tried to install the Tapani Patch but it always return error 255 or another cryptic error.  
Then I tried to go with Saturn's Version and the Data update was easy but it's not possible to run the cm0102patcher.exe. If you install it in a new bottle it won't show the CM01/02 data because every bottle emulates a new c drive (I guess, I'm not an expert). If you try to copy any of the patcher files to the existing bottle 'Championship Manager 01/02' (or however you called your installation bottle) then nothing happens. If you run any patcher file manually it shows the above mentioned 255 error.

It would be very cool if someone knows how to fix this. Game works but having Neymar or Mbappe worth 17,75 mio € doesn't seem right and playable for me 😊

Thanks for any help!

**beaufort** ◊  
Youth Team Player

Join Date: 18-03-20  
Posts: 1

### How?

How did you get the update to work? Just freezes when I try to start a new game.

Originally Posted by **ajra21** ◊

Thanks.

*I actually managed to get the latest update working on crossover. I'm gonna try to get the tapani patch to work (love those different colored numbers).*

*If I can't get CM0102 to work the way I want before the end of the crossover trial, I'll try the suggestions in your link.*

**Silkyno10** ◊  
Youth Team Player

Join Date: 19-03-20  
Posts: 3

Ive installed the game onto my Mac OS X using Play on Mac as instructed & installed the Patch but when it comes to start screen the mouse stops working properly, not allowing me to select various leagues or tabs on screen & keyboard does not work correctly. Any ideas on what needs to be done to fix this? thanks

**Paiva** ◊  
Youth Team Player

Join Date: 12-12-18  
Posts: 23

Originally Posted by **Silkyno10** ◊

*Ive installed the game onto my Mac OS X using Play on Mac as instructed & installed the Patch but when it comes to start screen the mouse stops working properly, not allowing me to select various leagues or tabs on screen & keyboard does not work correctly. Any ideas on what needs to be done to fix this? thanks*

Hey there silkyno10

You should give Crossover a try, it works smoothly with cm0102.

### The Following User Says Thank You to Paiva For This Useful Post:

Silkyno10

### Tags for this Thread

#all, #mac, mac air, mac game download, macbook  
View Tag Cloud

### Posting Permissions

You may not post new threads  
You may not post replies  
You may not post attachments  
You may not edit your posts

**BB code** is On  
**Smilies** are On  
**[IMG]** code is On  
**[VIDEO]** code is On  
HTML code is Off

**Forum Rules**



All times are GMT +1. The time now is 10:31 AM.

Powered by [vBulletin®](#) Version 4.2.5  
Copyright © 2022 vBulletin Solutions Inc. All rights reserved.

© [www.champman0102.co.uk](http://www.champman0102.co.uk)



Forum Technical Support & Tutorials Technical Support MAC Problems & Queries (SOLUTIONS TO PLAY ON MAC POSTED HERE)

Page 20 of 23 First ... 10 16 17 18 19 20 21 22 23 Last

Results 476 to 500 of 554

Thread: MAC Problems & Queries (SOLUTIONS TO PLAY ON MAC POSTED HERE)

Thread Tools

19-03-20, 09:34 PM

#476

Silkyno10  
Youth Team Player

Join Date: 19-03-20  
Posts: 3

Originally Posted by Paiva

Hey there silkyno10

You should give Crossover a try, it works smoothly with cm0102.

Ok may sound a bit of a simpleton but what do i do with Crossover to make it work? :-)

Ok I've used the tutorial to install with crossover and works until the Start New Game button then screen exits to desktop & then returns to Black Screen with Football cursor and then crashes. Any help would be great rather than going to buy a new Windows Laptop 😊

Last edited by Silkyno10; 20-03-20 at 10:20 AM.

20-03-20, 01:03 AM

#477

andywatson00  
Youth Team Player

Join Date: 19-03-20  
Posts: 1

just managed to install CM0102 on to my mac but i get a black screen when it loads up i used PlayonMac to install it any advice?

22-03-20, 02:07 PM

#478

johnnersteve  
Youth Team Player

Join Date: 22-03-20  
Posts: 3

CM01/02 Latest Download - Available for Mac

Hi - Is the latest download available for Mac users? If so, if you could let me know on this I'd appreciate it

22-03-20, 03:49 PM

#479

Redknapp69  
Member of the Month  
Social Media Mod

Join Date: 03-03-12  
Posts: 28,262

Originally Posted by johnnersteve

Hi - Is the latest download available for Mac users? If so, if you could let me know on this I'd appreciate it



Yes - and plenty of MAC threads to help

<http://champman0102.co.uk/showthread.php?t=319>  
<http://champman0102.co.uk/showthread.php?t=377>  
<http://www.champman0102.co.uk/showthread.php?t=1115>

22-03-20, 04:50 PM

#480

**johnnersteve** ◊  
Youth Team Player

Join Date: 22-03-20  
Posts: 3

Thanks for your help with this, much appreciated

24-03-20, 02:18 PM

#481

**tottenham\_tom** ◊  
Youth Team Player

Join Date: 23-03-20  
Posts: 2

So I downloaded this on my mac today and I'm running it through PlayOnMac. However, once loaded the game uses in excess of 100% CPU and my laptop gets hot pretty quickly. Has anyone else experienced this? Is there any workaround?

25-03-20, 01:11 AM

#482

**rickybee** ◊  
Youth Team Player

Join Date: 24-03-20  
Posts: 1

Hey,  
Could some kind soul help me out?!

I'm trying to run CM 01/02 through CrossOver and I've followed the instructions, however once the installer bar gets to half way, it stops there, my mac gets really hot and nothing else happens.

Any suggestions?

Thank you

26-03-20, 03:49 PM

#483

**galactico87** ◊  
Youth Team Player

Join Date: 26-03-20  
Posts: 9

I can get the original version working fine through PlayonMac, but how on earth do you update it to the current latest data update?  
edit: Got it to run the 3.9.68 patch but struggling to get any further than that?  
Any other alternative to PlayOnMac that people know runs the latest data update?  
EDIT: No matter, I've done it. This is AWESOME!  
*Last edited by galactico87; 27-03-20 at 10:50 AM.*

29-03-20, 12:59 AM

#484

**ajra21** ◊  
Backup Player

Join Date: 18-05-13  
Posts: 728

Originally Posted by **ictpaisley** ◊  
*Unsure the second group stage can be removed. Always assumed it was hard coded in and there forever. Any chance you've managed to get the cm colour editor to work?*

Yup, the attributes colour editor works well.

Originally Posted by **beaufort** ◊  
*How did you get the update to work? Just freezes when I try to start a new game.*

No problems with Crossover so far.

Just did the standard crossover install.

29-03-20, 01:02 AM

#485

**ictpaisley** ◦  
Decent Young Player

Join Date: 22-07-16  
Posts: 94

Originally Posted by **ajra21** »

*Yup, the attributes colour editor works well.*

*No problems with Crossover so far.*

*Just did the standard crossover install.*

How did you manage to get the colour editor to run? Thanks

Sent from my iPhone using Tapatalk

29-03-20, 01:03 AM

#486

**ictpaisley** ◦  
Decent Young Player

Join Date: 22-07-16  
Posts: 94

Originally Posted by **ictpaisley** »

*How did you manage to get the colour editor to run? Thanks*

*Sent from my iPhone using Tapatalk*

Apologies I've just realised you said attributes, it was the colour scheme I was looking to change

Sent from my iPhone using Tapatalk

29-03-20, 01:07 AM

#487

**ajra21** ◦  
Backup Player

Join Date: 18-05-13  
Posts: 728

I'm having a complete brainfart.

Using crossover.

Trying to put a different data update into the game.

I've played around and am drawing a complete blank.

EDIT: Immediately after posting this, I figured it out. D'oh!

29-03-20, 07:07 PM

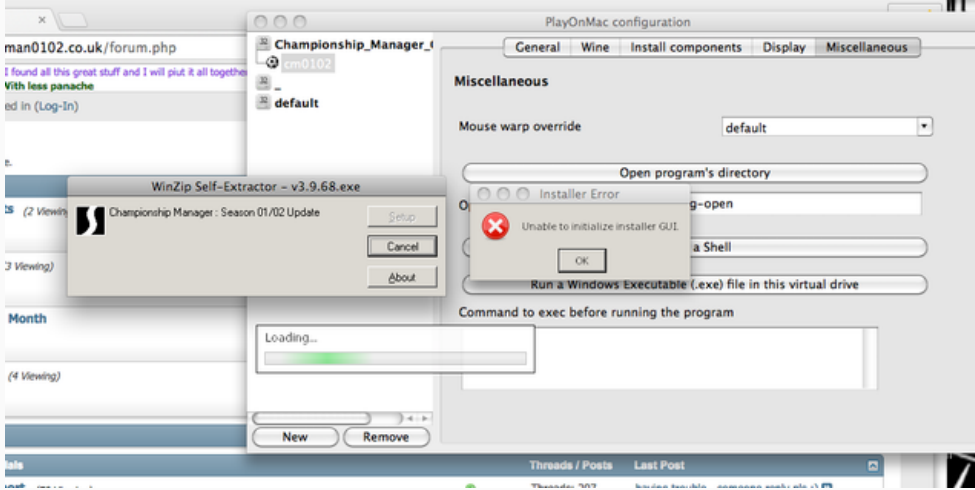
#488

**jjcoates126** ◦  
Youth Team Player

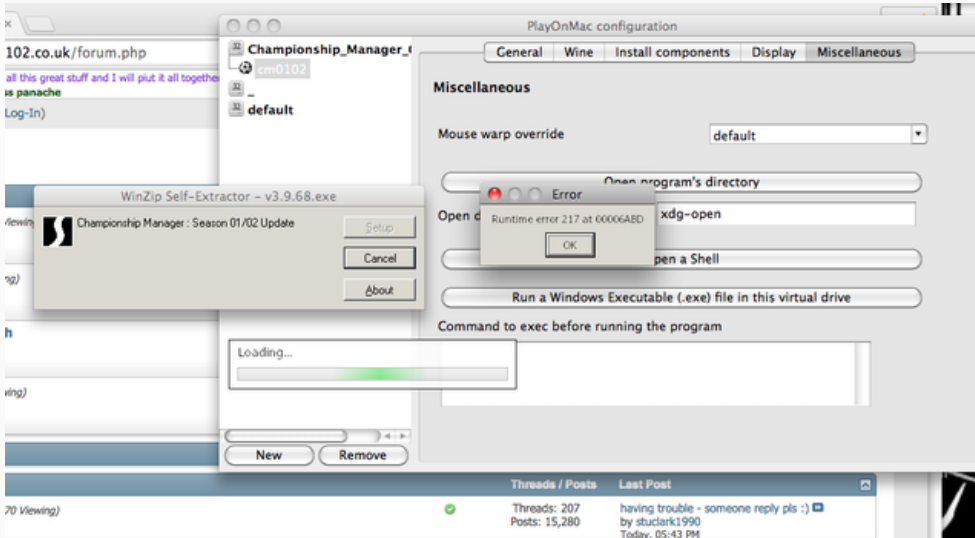
Join Date: 22-03-20  
Posts: 1

Hey! Having some issues initialling the v3.9.68 patch through Play On Mac.

When i run it through the .exe through the virtual drive it does this



Then when I click OK it then brings me to this.



Any ideas on how to sort this out. Play On Mac has been pretty good to me so far, first time its acted up.

30-03-20, 10:42 AM #489

**andrew692003** Youth Team Player

Join Date: 07-06-18  
Posts: 4

HELP 🙄

I downloaded the update using the links above and using a Youtube video from a guy called MacRetro.

Got the game installed and the 3.9.68 update done too but couldn't figure out getting the Saturn Patch figured out.

Any help would be fantastic or if there is another, better patch I could use.

Stay safe folks!

30-03-20, 01:11 PM #490

**07Macca** Youth Team Player

Join Date: 29-03-20  
Posts: 1

Bottom line here though for Mac users is we need a virtual Windows machine to run the game? Crossover/Parallels or whatever - does that then mean buying Windows XP or whatever they use now? There's no file created to just run it straight on a Mac OS?

30-03-20, 05:59 PM #491

**frankbutcher** Youth Team Player

Join Date: 29-03-20  
Posts: 1

Hi, using the original version (.60) on PlayonMac. Was working fine earlier, now saying:

Error ! Unable to find /private/var/folders/lk/dp469yyd71z62bvwjpsknp0000gn/T/AppTranslocation/D59A9C3E-3C27-437C-8A4D-

Any ideas folks?

30-03-20, 07:18 PM

#492

**ictpaisley** ◦  
Decent Young Player

Join Date: 22-07-16  
Posts: 94

Originally Posted by **07Macca** ▶

*Bottom line here though for Mac users is we need a virtual Windows machine to run the game? Crossover/Parallels or whatever - does that then mean buying Windows XP or whatever they use now? There's no file created to just run it straight on a Mac OS?*

You can download crossover for free and play the game on that.

Sent from my iPhone using Tapatalk

30-03-20, 07:19 PM

#493

**ictpaisley** ◦  
Decent Young Player

Join Date: 22-07-16  
Posts: 94

Originally Posted by **frankbutcher** ▶

*Hi, using the original version (.60) on PlayonMac. Was working fine earlier, now saying:*

*Error ! Unable to find /private/var/folders/lk/dp469yyd71z62bvwpssknpr0000gn/T/AppTranslocation/D59A9C3E-3C27-437C-8A4D-D64E19ECDF43/d/PlayOnMac.app/Contents/Resources/playonlinux*

*Any ideas folks?*

Unsure, I now use Crossover as my playonmac stopped working when i updated my iOS to Catalina.

Sent from my iPhone using Tapatalk

31-03-20, 12:53 PM

#494

**tomricco86** ◦  
Youth Team Player

Join Date: 23-03-20  
Posts: 1

How do i run this on my mac?

31-03-20, 01:30 PM

#495

**ictpaisley** ◦  
Decent Young Player

Join Date: 22-07-16  
Posts: 94

Originally Posted by **tomricco86** ▶

*How do i run this on my mac?*

Download Crossover and run the Setup file from the cm0102 iso through Crossover.

Sent from my iPhone using Tapatalk

01-04-20, 12:20 AM

#496

**bobbypointe** ◦  
Youth Team Player

Join Date: 31-03-20  
Posts: 1

Hi how can I install the latest patch on Mac? Crossover is working fine but I have 2001 & 2002 team 😊

**xnothingx** o  
Youth Team Player

Join Date: 26-05-19  
Posts: 7

Installed the game using PlayonMac on my 13" MBP. Is there a way to "switch screens" back to my regular desktop while playing the game?

Right now I'm sort stuck in game unless I quit. Not helpful when I'm trying to either do other things or am needing to access game tools etc.

**gummir17** o  
Youth Team Player

Join Date: 01-04-20  
Posts: 1

Originally Posted by **rickybee** m

Hey,

Could some kind soul help me out?!

I'm trying to run CM 01/02 through CrossOver and I've followed the instructions, however once the installer bar gets to half way, it stops there, my mac gets really hot and nothing else happens.

Any suggestions?

Thank you

I'm having the same problem, anyone have a solution?

Best Regards

**GoodersJr** o  
Youth Team Player

Join Date: 05-02-20  
Posts: 12

Originally Posted by **xnothingx** m

Installed the game using PlayonMac on my 13" MBP. Is there a way to "switch screens" back to my regular desktop while playing the game?

Right now I'm sort stuck in game unless I quit. Not helpful when I'm trying to either do other things or am needing to access game tools etc.

I'm not good at MAC, I am just using it to play CM0102 (it's not mine). Put if you Alt Tab (so on a mac it's ->| symbol and cmd key) you can cycle through open windows. So if you select another open window it will take you back there and leave the game running. At least it does for me.

**GoodersJr** o  
Youth Team Player

Join Date: 05-02-20  
Posts: 12

Hey guys, I am trying to install GPF so I can find regens: <https://champman0102.co.uk/downloads.php?do=file&id=25>. I download a .exe but as I am using mac it will not open it. Does anyone know how I can install on a mac as I want to try it out. Or know where I can find out how? Thanks!

Tags for this Thread

#all, #mac, mac air, mac game download, macbook  
View Tag Cloud

Posting Permissions

You may not post new threads **BB code** is On  
You may not post replies **Smilies** are On  
You may not post attachments **[IMG]** code is On

You may not post attachments

You may not edit your posts

[IMG] code is On

[VIDEO] code is On

HTML code is Off

[Forum Rules](#)

-- Default Style



[Archive](#) [Web Hosting](#) [Top](#)

All times are GMT +1. The time now is 10:31 AM.

Powered by [vBulletin®](#) Version 4.2.5

Copyright © 2022 vBulletin Solutions Inc. All rights reserved.

© [www.champman0102.co.uk](http://www.champman0102.co.uk)



## Thread: MAC Problems & Queries (SOLUTIONS TO PLAY ON MAC POSTED HERE)

Thread Tools

02-04-20, 12:28 AM

#501

**xnothingx**  
Youth Team Player

Join Date: 26-05-19  
Posts: 7

Originally Posted by **GoodersJr**

*I'm not good at MAC, I am just using it to play CM0102 (it's not mine). Put if you Alt Tab (so on a mac it's ->| symbol and cmd key) you can cycle through open windows. So if you select another open window it will take you back there and leave the game running. At least it does for me.*

Should have mentioned I've tried the OSX equivalent of "Alt+Tab". It works, in the sense it drops me back to my desktop, but I cannot from there get back to the game screen. For whatever reason, it either won't maximise back, or if it does, the screen goes black and I can't do anything else but force close the game.

I do have Parralles install on my Mac and Windows 10. Have set the game up on there and it works fine. Was just hoping to find a more efficient option without the need of having two OS's essentially running at once.


02-04-20, 11:22 AM

#502

**guypatrickangel**  
Youth Team Player

Join Date: 18-03-20  
Posts: 2

Hey folks,

I'm using playonmac to run CM0102. I can get the game running fine, but the update not so much... It seems to say I'm on the latest version in the game, but Jussi and Okocha are still playing for Bolton 

Hoping there is a simple step I'm not following... Would really appreciate it if anyone can help me out!

Here's a 2 minute video of what I'm doing at the moment: <https://www.loom.com/share/03fc46dc3...3a2c0abe8e9cb4>

02-04-20, 11:32 AM

#503

**chrippib**  
Youth Team Player

Join Date: 01-04-20  
Posts: 2

Trying to install the game on mac. When I'm trying to create a shortcut for CM0102 Playonmac does not seem to find any file... It only says, "Please choose a file for Playonmac to make a shortcut" with no options to select any files.. can anyone help me out?

02-04-20, 02:38 PM

#504

**alex9345**  
Youth Team Player

Join Date: 29-03-20  
Posts: 1

Hi

Does anyone know if it is possible to play network games if I host, from on a Macbook running the file with Crossover, with someone on a Windows laptop?

I've managed to create the game, and matched my IP on ~net.out file with Hamachi. When in Champ the IP shows as per Hamachi, but when trying to join from a Windows laptop it is saying the network game could not be joined.

Thanks

02-04-20, 09:52 PM

#505

**Jerkan the sweeper** ◊  
Youth Team Player

Join Date: 02-04-20  
Posts: 1

### Install on MAC Yosemite - Help needed for someone who's Conference Level !

Hi guys,

I'm pretty useless with all this technical stuff - tried a couple of the YouTube help videos but still struggling to install on my MAC. I've downloaded the game and PlayOnMac but just not sure what to do next. Would anyone out there be able to guide me through or point me in the right direction, would be much appreciated.

02-04-20, 10:16 PM

#506

**danjgill** ◊  
Youth Team Player

Join Date: 02-04-20  
Posts: 1

### HELP!!! Can't install CM 01/02 on Mac Catalina

Does anyone have a workable solution to play CM 01/02 on Mac Catalina?

04-04-20, 09:51 AM

#507

**syminborn2001** ◊  
Youth Team Player

Join Date: 25-03-20  
Posts: 3

### Macbook + Crossover + CM01/02 + March 2020 Update

Hi guys,

I'm a newbie. I'm using Macbook with Catalina.

I've downloaded the game, got the SIGames patch in. I've got the March Data in and loaded a game - looks brilliant. All the players are at the right clubs. The issue is the league names and competitions. I think this is fixed with the Tapani patch, but struggling to get it to install on Crossover.

Any tips?

Simon.

04-04-20, 09:56 AM

#508

**syminborn2001** ◊  
Youth Team Player

Join Date: 25-03-20  
Posts: 3

The command "/Users/simonbourne/Documents/Simon Bourne - Downloads/cmpatcher-2.21.1/cmpatcher-2.21.1.exe" returned 255.

04-04-20, 10:33 AM

#509

**Sayerman** ◊  
Youth Team Player

Join Date: 04-04-20  
Posts: 1

### How do I play on MacBook?

Hi Guys, I apologise that I'm sure this must have been asked already...I have tried search functions but can't seem to turn up what I'm looking for.

I'm trying to play on a MacBook Pro and as soon as I clicked the Setup.exe I got the message that Windows applications can't be run on Mac OS.



Can someone provide me with an idiots guide to get this going on my Mac?

Am running HighSierra.

All the best - Tom

04-04-20, 10:43 AM

#510

**Mark** ◦  
Chairman

Join Date: 31-10-11  
Posts: 29,427

There's no easy guide as no-one has ever really made one.

There's one thread for macs and it's here: <https://champman0102.co.uk/showthread.php?t=1115>

04-04-20, 10:50 AM

#511

**syminborn2001** ◦  
Youth Team Player

Join Date: 25-03-20  
Posts: 3

Originally Posted by **cornerofthenight** »

*Hi,  
got the exact same question.  
First I tried to install the Tapani Patch but it always return error 255 or another cryptic error.  
Then I tried to go with Saturn's Version and the Data update was easy but it's not possible to run the cm0102patcher.exe. If you install it in a new bottle it won't show the CM01/02 data because every bottle emulates a new c drive (I guess, I'm not an expert). If you try to copy any of the patcher files to the existing bottle 'Championship Manager 01/02' (or however you called your installation bottle) then nothing happens. If you run any patcher file manually it shows the above mentioned 255 error.*

*It would be very cool if someone knows how to fix this. Game works but having Neymar or Mbappe worth 17,75 mio € doesn't seem right and playable for me 😊*

*Thanks for any help!*

Did you ever solve this pal?

04-04-20, 11:32 AM

#512

**jelleybaby89** ◦  
Youth Team Player

Join Date: 22-03-20  
Posts: 3

Hi I've been playing CM0102 on Play on Mac, but now when i click on the .exe file to play the game, PlayonMac says 'Waiting for XQuartz' to be installed, but never moves beyond that screen. Has anyone else had the same problem, how do you fix?

Thanks

04-04-20, 12:42 PM

#513

**jtaylor1991** ◦  
Youth Team Player

Join Date: 18-03-20  
Posts: 1

Originally Posted by **gummir17** »

*I'm having the same problem, anyone have a solution?*

*Best Regards*

Same problem with Crossover getting stuck on install of CM here, anyone got a fix for this?

04-04-20, 05:04 PM

#514

**Ybr3H** ◦  
Youth Team Player

Join Date: 04-04-20  
Posts: 2

Originally Posted by **jtaylor1991** »

*Same problem with Crossover getting stuck on install of CM here, anyone got a fix for this?*

Same problem here, a solution would be great! 😊

04-04-20, 05:27 PM

#515

**iamgurd** ◦  
Youth Team Player

Join Date: 31-12-15  
Location: Calgary Alberta  
Posts: 3

### MAC - Play

Hi all.

Relatively new to this site. With the whole work from home thing going on, and unlikely to change anytime soon, I wanted to give champ man a try again.

I do have a Mac.  
I have downloaded the game, no patches.

I have downloaded Play on Mac, but this is as far as I have got with things.

Thank you  
Gareth

04-04-20, 06:09 PM

#516

**sanpauls** ◦  
Youth Team Player

Join Date: 04-04-20  
Posts: 1

I've downloaded the game on Mac but then what do you need to do/need to download sorry I'm not the sharpest on Macs.

04-04-20, 09:17 PM

#517

**galactico87** ◦  
Youth Team Player

Join Date: 26-03-20  
Posts: 9

Originally Posted by **jelleybaby89**

*Hi I've been playing CM0102 on Play on Mac, but now when i click on the .exe file to play the game, PlayonMac says 'Waiting for XQuartz' to be installed, but never moves beyond that screen. Has anyone else had the same problem, how do you fix?*

*Thanks*

I get that all the time, you don't need to install it, it works fine. But you can't get rid of it trying to install for some reason.

05-04-20, 08:25 AM

#518

**jelleybaby89** ◦  
Youth Team Player

Join Date: 22-03-20  
Posts: 3

Originally Posted by **galactico87**

*I get that all the time, you don't need to install it, it works fine. But you can't get rid of it trying to install for some reason.*

Thanks, is there a way to get past the install screen to get the game to load?

05-04-20, 08:26 AM

#519

**jelleybaby89** ◦  
Youth Team Player

Join Date: 22-03-20  
Posts: 3

Originally Posted by **iamgurd**

*Hi all.*

*Relatively new to this site. With the whole work from home thing going on, and unlikely to change anytime soon, I wanted to give champ man a try again.*

*I do have a Mac.  
I have downloaded the game, no patches.*

I have downloaded Play on Mac, but this is as far as I have got with things.

Thank you  
Gareth

Hi Gareth, try following the instructions on this page. I got there eventually. <https://macretro.co.uk/2017/09/05/in...-on-mac-linux/>

05-04-20, 09:02 AM

#520

**Ybr3H** ◦  
Youth Team Player

Join Date: 04-04-20  
Posts: 2

Originally Posted by **Ybr3H**

Same problem here, a solution would be great! 😊

Hey guys, I think I've found a solution. You just have to take "setup.exe", not the whole folder. Then you can install the game. And don't be surprised: because of the resolution it is very hard to point on the wanted spots. You have to change the game into "window mode", but it is a bit tricky.

#### The Following User Says Thank You to Ybr3H For This Useful Post:

[jtaylor1991](#)

05-04-20, 10:37 AM

#521

**galactico87** ◦  
Youth Team Player

Join Date: 26-03-20  
Posts: 9

Originally Posted by **jelleybaby89**

Thanks, is there a way to get past the install screen to get the game to load?

PlayonMac should still be there in the background on a different window, or just try opening it again. The XQuartz thing is always going on in my background even when playing the game.

05-04-20, 12:24 PM

#522

**xnothingx** ◦  
Youth Team Player

Join Date: 26-05-19  
Posts: 7

I can run the game two ways on my MBP.

1) Using Parallels and installing Windows on that (I'm using Windows 10). From there, you basically just install the game as one would normally do on a Windows PC.

2) Download and install Playonmac. Then I followed [this YouTube video](#) to get it running from there.

I tend to play the game via Parallels at present, largely because I'm able to switch screens and continue doing other things. When using Playonmac, I've not managed to find an effective method of switching screens - essentially means once your in game that's it. If you want to do anything else, I have to quit the game first.

05-04-20, 01:18 PM

#523

**Melvins** ◦  
Youth Team Player

Join Date: 13-12-13  
Posts: 8

Currently PlayonMac is not supported by Catalina. Any idea how to play it in this OS?

07-04-20, 12:00 PM


#524

**guypatrickangel** ◦  
Youth Team Player

Join Date: 18-03-20  
Posts: 2

Originally Posted by **guypatrickangel**

Hey folks,

I'm using playonmac to run CM0102. I can get the game running fine, but the update not so much... It seems to say I'm on the latest version in the game, but Jussi and Okocha are still playing for Bolton 

Hoping there is a simple step I'm not following... Would really appreciate it if anyone can help me out!

Here's a 2 minute video of what I'm doing at the moment: <https://www.loom.com/share/03fc46dc3...3a2c0abe8e9cb4>

Anyone? I'm desperate 😞

08-04-20, 02:53 AM

#525

**ictpaisley**  
Decent Young Player

Join Date: 22-07-16  
Posts: 94

Originally Posted by **guypatrickangel**

Anyone? I'm desperate [emoji51]

In that video you have downloaded the .68 update which is only the first update you need. After that you need to download the March 2020 update. It is a data folder and you just copy and paste that into your existing data folder that is found in the Championship Manager 0102 folder.

Sent from my iPhone using Tapatalk

« Editor - Balance - Transfer fund ratio | Error after re-installing »

Tags for this Thread

#all, #mac, mac air, mac game download, macbook  
View Tag Cloud

Posting Permissions

You may not post new threads	<b>BB code</b> is On
You may not post replies	<b>Smilies</b> are On
You may not post attachments	<b>[IMG]</b> code is On
You may not edit your posts	<b>[VIDEO]</b> code is On
	HTML code is Off
	<b>Forum Rules</b>

-- Default Style

Archive Web Hosting Top



Thread: MAC Problems & Queries (SOLUTIONS TO PLAY ON MAC POSTED HERE)

Thread Tools

10-04-20, 09:39 PM

#526

**K1 YAM**  
Youth Team Player

Join Date: 10-04-20  
Posts: 1

guys help me i can't download this on my MacBook pro  
please any suggestions on what to do???

11-04-20, 10:13 AM

#527

**Curripliboom**  
Youth Team Player

Join Date: 23-03-20  
Posts: 4

I would like to know this too please? 😊

12-04-20, 01:21 AM

#528

**Nurket**  
Youth Team Player

Join Date: 08-04-20  
Posts: 4

😊 **CM 01/02 works with crossover and daemon tools on Macbook Catalina update**

Just wanted to make a thread that people can find if they wonder about how they can make CM 01/02 work on Macbook with the catalina update etc. I have myself used alot of hours to find all the information i needed the first time (before catalina) and this time to make things work properly, so maybe this will make it easier for other people when they search with key words on google.

If you want an option that works 100%, and where you dont need to go through all the hazzle with free virtualbox, paralells etc that is often recommended (In my opinion Virtualbox and paralells is c... Paralells makes the macbook go super hot, and virtualbox is a mess + makes the mac work more) then just do this :

- Download Crossover V19. (A simple program that is very easy to handle for everyone and dosent mess anything up) 14 days Trial, after that you need to pay 40 dollars to own the current version. Crossover is up to date with Macbook catalina, i have tried it and play CM 99/00 and CM 01/02 without problems as we speak. 😊 I also used it before Catalina update.

- Download Daemon tools for free. Use this to mount the games.

A small guide:

1.

Download the games from this forum or search on google for a free download of the games.

2.

- Open daemon tools, Click on quick mount in down left corner.
- Choose the iso file (CM99/00\_REL or CM 01/02.iso for example).
- When its mounted click the new image that popped up as a CD plate next to the quick mount symbol and + symbol.
- Find the CM exe setup file in the new window that popped up after clicking on the previous step, right click the file and choose open with Crossover program.

3. Crossover will open up.

- In the "Select an Application to install", just type inn for example CM 01/02 or whatever you wanna call it, your choise.
- Then under "select installer source" (next step), the correct file should be automatically chosen. (Setup\_exe)
- Next is "select bottle. Choose Windows XP bottle 32 bit. (It says New windows XP bottle...).
- Then under "install and finish", just press install in the bottom right corner.
- Then install the game in a normal way, it pops up for you automatically.

**If you get a problem later with the games saying " You dont have the CD" when you try to start a game (usually happens if you have rebootet the macbook or havent played the game for awhile after closing it), just do this :**

- Open up Daemon tools
- Right click that CD plate you made before (next to the quick mount and + symbol) and choose unmount.
- Then on the same area, look up and u see the CM iso or REL on the NAME section, right click on the one you want, and choose MOUNT. Now you see that you get that CD plate back where it was before, mounted.

Now you can play as normal again. Its fast and easy.

#### **Other things :**

Tactics.

Download the file you find on this site or other sites, extract it with Keka program for example. <https://www.keka.io/nb/o>

You need to place the extracted files on the tactics folder that is hidden.

Go to your desktop (main screen on macbook), choose "GO" tab on top, hold down the ALT button (next to the CMD command button) on keyboard and you will see "library" pop up, and choose it.

Choose the Application support folder.

Choose the Crossover folder.

Choose the bottles folder.

Choose the CM 99/00 or the CM 01/02 folder.

Choose the drive C folder.

Choose the Program files folder.

Choose the Championship 99-00 or the CM 01/02 folder.

Then scroll down and find the Tactics folder.

This is where you place the tactics files you have extracted.

On CM 99/00 i find it best to use 4-1-3-2 formation. The three on center midfield got arrows pointing up. Hard tackling, offside trap and short passing (or direct). Its also recommended to customize the "with ball" and "without ball". I recommend watching this guide video : [https://www.youtube.com/watch?v=A9uDxW\\_iRCs](https://www.youtube.com/watch?v=A9uDxW_iRCs)

I have also read that people recommend 4-4-2 on this game, but also using 1 or 3 strikers.. A formation with 4-1-3-1-1 can work with attacking wingbacks, same as 4-1-3-2, just that 1 striker is on AMC instead, the midfielders dont have arrows up (or maybe the two on the sides got arrows up) and the fullbacks are lifted up on the field on line with the Defensive center Midfielder.

There are some tactics you can download to this game, i think i have found all that works, but they are booring for me, not any fun to play with.. They got all players in center with arrows up and 2 defenders etc.

#### **CM 01/02 tactics:**

There are some big packs on this forum to download.

The tactic that has worked best for me, thats fun to play and makes you win, is the tactic TU-160M2 found in the RTL tactics pack : <https://champman0102.co.uk/showthread.php?t=10031>

This is also a nice one.

<http://champman0102.ulcraft.com/tactics>

Thats all i think. Have fun 😊

12-04-20, 04:49 PM

#529

**sixgunrick** ◦  
Youth Team Player

Join Date: 30-11-12  
Posts: 3

#### **Data editor for MAC**

Hi Guys

I have downloaded and running CM0102 on my mac through PlayOnMac.

Does anyone have a guide to how I can run a data editor on this? I have Graham's Save Game Editor and can install it but cannot find it via play on mac.

Any advice appreciated!

Ric

12-04-20, 05:24 PM

#530

**sixgunrick** ◊  
Youth Team Player

Join Date: 30-11-12  
Posts: 3

I have this figured out now!

13-04-20, 12:47 PM

#531

**eibert** ◊  
Youth Team Player

Join Date: 13-04-20  
Posts: 1

### MAC - Cannot play, screen froze

Hello all,

I recently downloaded CM 01 02 on my mac and after following tutorials on how to set up the game on PlayOnMac and CrossOver I still have the same issue after I installed the game.

Once I run the app, I have a frozen screen, the sound is here, but no display.

I read many topics but I still cannot see the issue, could someone help me?

If there is any way to force the windowed screen, I would be glad to know.

Thanks

14-04-20, 12:09 PM

#532

**Davewoo** ◊  
Youth Team Player

Join Date: 18-03-20  
Posts: 3

### Issues

Originally Posted by **sixgunrick** ◊

*Hi Guys*

*I have downloaded and running CM0102 on my mac through PlayOnMac.*

*Does anyone have a guide to how I can run a data editor on this? I have Graham's Save Game Editor and can install it but cannot find it via play on mac.*

*Any advice appreciated!*

*Ric*

Hi Ric/guys  
getting this message after downloading Playonmac:

"PlayOnMac" cannot be opened because the developer cannot be verified.

Any ideas??

Thanks

14-04-20, 01:09 PM

#533

**Davewoo** ◊  
Youth Team Player

Join Date: 18-03-20  
Posts: 3

Hi great that Nurket - managed to get it up and running, but KEEP getting the insert cd message - followed your instructions - any ideas??

Thanks

Dave

**galactico87** ◦  
Youth Team Player

Join Date: 26-03-20  
Posts: 9

Originally Posted by **Davewoo** ◻

*Hi Ric/guys  
getting this message after downloading Playonmac:*

*"PlayOnMac" cannot be opened because the developer cannot be verified.*

*Any ideas??  
Thanks*

Go into your Mac system preferences and allow it through, security and privacy tab.

**herm** ◦  
Youth Team Player

Join Date: 20-08-19  
Posts: 2

I'm getting the same, did you find the solution? thanks

**chene2** ◦  
Youth Team Player

Join Date: 21-04-20  
Posts: 1

### Mac - Downloaded windows on Virtual Box

Hi guys

After lots of faffing, I managed to get windows 10 via the virtual box and download cm 01/02 and played a season. However, since my save, it is now asking for the cm disk?

Can anyone help?

Cheers

C

**Mark** ◦  
Chairman

Join Date: 31-10-11  
Posts: 29,427

Got to mount the iso file again.

**Brian1690ftp** ◦  
Youth Team Player

Join Date: 01-05-20  
Posts: 2

### How do u install this on a Mac laptop

Hi can any 1 help am trying to install this on my Mac I played this half my life best game out can any 1 help cheers

**Mark** ◦  
Chairman

Join Date: 31-10-11  
Posts: 29,427

<https://champman0102.co.uk/showthread.php?t=1115>



**miked683** ◦  
Youth Team Player

Join Date: 12-04-20  
Posts: 5

Does anyone know how to use the March 2020 update for a mac using PlayonMac? I can't get an exe file from the update to run through the PlayonMac program. Thanks.

**miked683** ◦  
Youth Team Player

Join Date: 12-04-20  
Posts: 5

Originally Posted by **ictpaisley** ◦

*In that video you have downloaded the .68 update which is only the first update you need. After that you need to download the March 2020 update. It is a data folder and you just copy and paste that into your existing data folder that is found in the Championship Manager 0102 folder.*

*Sent from my iPhone using Tapatalk*

I tried to copy and paste the March 2020 update into the Cm 01/02 regular data file but the squads are not updated. Please advise

**miked683** ◦  
Youth Team Player

Join Date: 12-04-20  
Posts: 5

Hi, how did you get the March Data in when using Crossover?

**ictpaisley** ◦  
Decent Young Player

Join Date: 22-07-16  
Posts: 94

Originally Posted by **miked683** ◦

*Hi, how did you get the March Data in when using Crossover?*

By just replacing the data folder. Copy the new one and paste it into the championship manager 0102 folder and click replace. Unsure what else you might have done differently. I've noticed that if I've installed the game multiple times you need to ensure you are putting the data folder into the correct game you are opening. Maybe do a search and see how many championship manager 0102 folders you have just in case you've tried installing it more than once.

Sent from my iPhone using Tapatalk

**ictpaisley** ◦  
Decent Young Player

Join Date: 22-07-16  
Posts: 94

Originally Posted by **miked683** ◦

*Hi, how did you get the March Data in when using Crossover?*

I've also the tapani patch before hand. Unsure if maybe you need that first before moving the 2020 data folder over?

Sent from my iPhone using Tapatalk

**chaps09** ◦  
Youth Team Player

Join Date: 24-04-20  
Posts: 2

Playing on game on a MacBook Air via Crossover and Damemon Tool but the fan goes loud after only playing for a minutes. The vents are clear and I have nothing else open such as apps etc opened. Anyone else have the same issues?

06-05-20, 07:14 PM

#546

**Davewoo** ◦  
Youth Team Player

Join Date: 18-03-20  
Posts: 3

Originally Posted by **Davewoo** ◦

*Hi great that Nurket - managed to get it up and running, but KEEP getting the insert cd message - followed your instructions - any ideas??  
Thanks  
Dave*

Any ideas on the CD message please guys.  
Cheers

07-05-20, 10:41 PM

#547

**joostvoncken** ◦  
Youth Team Player

Join Date: 10-04-15  
Posts: 2

I'm playing the original Cm0102 on my old mac but because of a bug some league that have been run in background are f\*cked. Everton for example only are allowed 4500 in Goodison Park and recently Burnley were taken over and debts of 3.8 BN were cleared,

I wanted to reape my saved game but that seems not possible. Greame Kelly's doesn't work on Mac and after copying my saved game to a windows PC GK editor is stuck in the loading proces at step 0 of 27.  
Are there any other tools I can work with?

17-05-20, 09:43 PM

#548

**brianmontgomery1690ftp** ◦  
Youth Team Player

Join Date: 17-05-20  
Posts: 3

hi see on the page were u can download file can that work from just cross over

17-05-20, 09:45 PM

#549

**brianmontgomery1690ftp** ◦  
Youth Team Player

Join Date: 17-05-20  
Posts: 3

me to I have crossover and I don't no wot to do next dieting to play this so bad can any 1 help plz

07-07-20, 12:21 PM

#550

**hog88** ◦  
Youth Team Player

Join Date: 11-05-20  
Posts: 1

re

Originally Posted by **Ybr3H** ◦

*Hey guys, I think I've found a solution. You just have to take "setup.exe", not the whole folder. Then you can install the game. And don't be surprised: because of the resolution it is very hard to point on the wanted spots. You have to change the game into "window mode", but it is a bit tricky.*

Yes, this is the solution, you need to choose installer file after naming your bottle.

If you want to patch your game, you need to right click the bottle and choose "Install software into", then choose the patch .exe file.

Another trick is when you're done installing the original game, if you right click the bottle, you're able to duplicate it.

The duplicate can be renamed to CM Update or something, and you can update that bottle.

This will give you a bottle for the original version and a bottle for the updated version.

If you want different patches, data updates etc, you can just create several duplicates, an rename them to keep track.

**The Following User Says Thank You to hog88 For This Useful Post:**

« Editor - Balance - Transfer fund ratio | Error after re-installing »

Tags for this Thread

#all, #mac, mac air, mac game download, macbook  
View Tag Cloud

Posting Permissions

You may not post new threads  
You may not post replies  
You may not post attachments  
You may not edit your posts

**BB code** is On  
**Smilies** are On  
**[IMG]** code is On  
**[VIDEO]** code is On  
HTML code is Off

**Forum Rules**

-- Default Style

Archive Web Hosting Top

All times are GMT +1. The time now is 10:31 AM.

Powered by vBulletin® Version 4.2.5  
Copyright © 2022 vBulletin Solutions Inc. All rights reserved.

© www.champman0102.co.uk



[Forum](#) [Technical Support & Tutorials](#) [Technical Support](#) [MAC Problems & Queries \(SOLUTIONS TO PLAY ON MAC POSTED HERE\)](#)

Results 551 to 554 of 554

Page 23 of 23 [First](#) [...](#) [13](#) [19](#) [20](#) [21](#) [22](#) [23](#)

## Thread: MAC Problems & Queries (SOLUTIONS TO PLAY ON MAC POSTED HERE)

Thread Tools

08-07-20, 12:44 AM

#551

**ictpaisley**  
Decent Young Player

Join Date: 22-07-16  
Posts: 94

Originally Posted by **hog88**

*Yes, this is the solution, you need to choose installer file after naming your bottle.*

*If you want to patch your game, you need to right click the bottle and choose "Install software into", then choose the patch .exe file.*

*Another trick is when you're done installing the original game, if you right click the bottle, you're able to duplicate it.*

*The duplicate can be renamed to CM Update or something, and you can update that bottle.*

*This will give you a bottle for the original version and a bottle for the updated version. If you want different patches, data updates etc, you can just create several duplicates, an rename them to keep track.*

You been able to use the colour adjuster on Mac?

Sent from my iPhone using Tapatalk

28-07-20, 01:08 PM

#552

**HK123**  
Youth Team Player

Join Date: 25-07-20  
Posts: 1

Originally Posted by **csuckling2k6**

*Hi Guys*

*I've been playing CM 01/02 on Mac via Play On Mac. It's been working fine up until now. Everytime i try and save the game i get the error message: 'There is not enough free disk space on Drive C: to save the game. Please free up some more and try again'*

*I really don't want to lose my saved game and I can't seem to find any solution for this for playing it on Mac/Play On Mac. Any ideas how to fix this?*

*Thanks*

Did you manage to solve this issue? I'm experiencing the same problem.

27-08-20, 07:00 PM

#553

**cgacj**  
Youth Team Player

Join Date: 16-08-20  
Posts: 1

I'm getting the same error too

**Swellow1** ◦  
**Youth Team Player**

Join Date: 19-08-19  
Posts: 5

Any tips on playing the game on iPad Pro?

« Editor - Balance - Transfer fund ratio | Error after re-installing »

**Tags for this Thread**

#all, #mac, mac air, mac game download, macbook  
[View Tag Cloud](#)

**Posting Permissions**

You may not post new threads	<b>BB code</b> is On
You may not post replies	<b>Smilies</b> are On
You may not post attachments	<b>[IMG]</b> code is On
You may not edit your posts	<b>[VIDEO]</b> code is On
	HTML code is Off
	<b>Forum Rules</b>

-- Default Style

[Archive](#) [Web Hosting](#) [Top](#)

All times are GMT +1. The time now is 10:31 AM.

Powered by [vBulletin®](#) Version 4.2.5  
Copyright © 2022 vBulletin Solutions Inc. All rights reserved.

© www.champman0102.co.uk