



Forum Archived Threads October 2019 Data Update Technical Support

Results 1 to 25 of 403

Page 1 of 17 1 2 3 4 5 11 ... Last

Thread: October 2019 Data Update Technical Support

Thread Tools

22-03-19, 11:14 PM

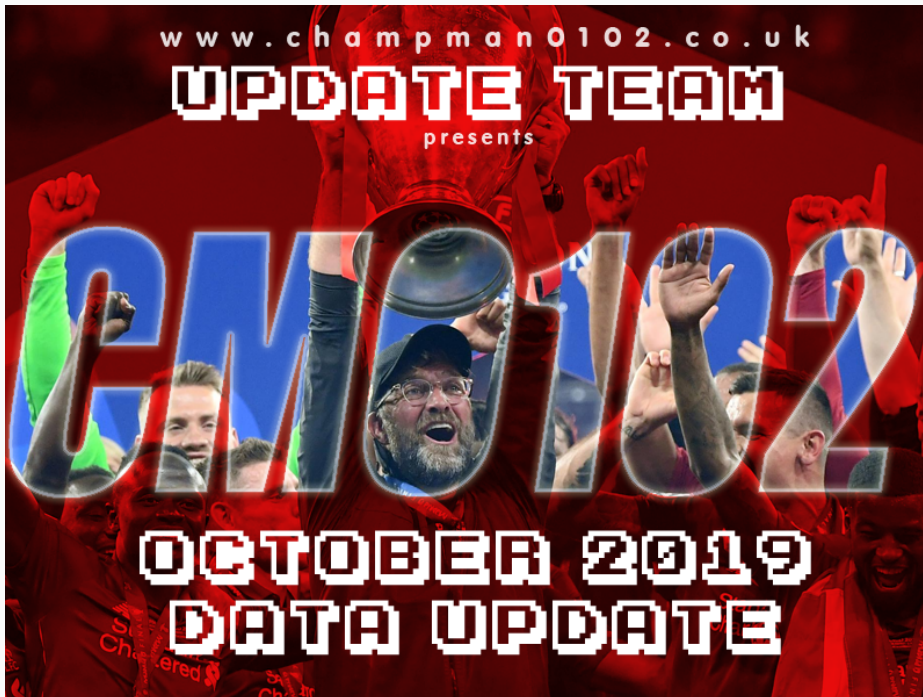
#1

Dermotron
Sir Mergements
Director
Manager
VIP
Captain

Join Date: 15-12-11
Location: Your Mother
Posts: 29,995

October 2019 Data Update Technical Support

Please keep all **TECHNICAL** issues to this thread and any **DATA** issues to [this thread](#) (and vice versa)



Read this thread 1st, then ask a question ----> [Installation Guide](#)

Post any Tapani patch queries in this thread ----> [Tapani 2.21.1 Patch](#)

Post and patch queries relating to saturn's patch in this thread --->
<http://champman0102.co.uk/showthread.php?t=9542>

Anything patch related or not related to the data update will be moved to the appropriate thread

Champpman0102.co.uk Facebook Page
13000 followers and rising

November 2020 Data Update Out Now

23-03-19, 02:08 AM

#2

ah786 ◦
Youth Team Player

Join Date: 27-06-16
Posts: 17

Hi

Will March 2019 update work with latest saturn patch?

23-03-19, 02:15 AM

#3

jacobclear ◦
Not Needed at the Club

Join Date: 20-09-18
Location: Australia
Posts: 1,725

Saturn patches are built off of these updates, so unless a v7 patch is released no, this one cannot be played with a saturn patch.

23-03-19, 02:18 AM

#4

Dermotron ◦
Sir Mergements
Director
Manager
VIP
Captain

Join Date: 15-12-11
Location: Your Mother
Posts: 29,995

No. You can play multiple databases though <https://champpman0102.co.uk/showthread.php?t=10247>

Champpman0102.co.uk Facebook Page
13000 followers and rising

November 2020 Data Update Out Now

23-03-19, 06:41 PM

#5

Tierney-LFC-1990 ◦
Reserve Team Player

Join Date: 20-02-16
Posts: 293

I noticed. FIFA World Cup & European Championship history is on odd years. Eg; The first ever world cup final was in 1930 but the history shows 1927.

23-03-19, 11:27 PM

#6

MadScientist ◦
Director

Join Date: 26-09-18
Location: Brazil
Posts: 882

Originally Posted by **ah786** ◦

Will March 2019 update work with latest saturn patch?

There is a way to convert march 2019 data to be played with saturn v6 patch. Please check this post for more details:
<https://champpman0102.co.uk/showthrea...645#post429645>

31-03-19, 03:35 AM

#7

Euroalien ◦
Youth Team Player

Join Date: 18-12-17
Posts: 13

I've just installed the March update, but every time I try to start a new game, the game locks up during initializing/loading/preparing data. I'm running 3.6.8, with Win 10. Never had a problem before trying the March update (my first attempt at using the update files). Any ideas what I can do to resolve this?

The Following User Says Thank You to Euroalien For This Useful Post:

gforce1983

31-03-19, 03:30 PM

#8

Redknapp69 ◊
Member of the Month
Social Media Mod

Join Date: 03-03-12
Posts: 28,262

Originally Posted by **Euroalien** »

I've just installed the March update, but every time I try to start a new game, the game locks up during initializing/loading/preparing data. I'm running 3.6.8, with Win 10. Never had a problem before trying the March update (my first attempt at using the update files). Any ideas what I can do to resolve this?

Running as Admin and compatability enabled as described in the installion thread - <https://champman0102.co.uk/showthread.php?t=3863>

If so, let us know what compatability you have as sometimes different neded for Windown 10

31-03-19, 04:00 PM

#9

Euroalien ◊
Youth Team Player

Join Date: 18-12-17
Posts: 13

Yes... Running as Admin. Compatibility is Windows 98/Windows Me. I've run the program on Win 10 before, just never tried using updated data.

31-03-19, 04:07 PM

#10

Redknapp69 ◊
Member of the Month
Social Media Mod

Join Date: 03-03-12
Posts: 28,262

try it on Xp Service Pack 2 or 3

31-03-19, 04:29 PM

#11

Euroalien ◊
Youth Team Player

Join Date: 18-12-17
Posts: 13

I tried both XP Service Pack 2 & 3 with the the same result. The game locks up initializing game data.

****Update**** I was able to get the game to work with the October 2018 Data File

Last edited by Euroalien; 31-03-19 at 08:46 PM.

05-04-19, 03:00 PM

#12

mj170042 ◊
Youth Team Player

Join Date: 19-07-14
Posts: 5

hope you can help.

how do I get the original editor of championship manager to show the updated players please

many thanks in advance

05-04-19, 03:11 PM

#13

Can't go too far wrong following this - <https://champman0102.co.uk/showthread.php?t=3863>

--- Updated ---

This patch is a better option though (it includes the Data Update) <https://champman0102.co.uk/showthrea...359#post431359>

Champman0102.co.uk Facebook Page
13000 followers and rising
November 2020 Data Update Out Now

21-04-19, 11:09 AM

#14

michaelhiles24 ◊
Youth Team Player

Join Date: 21-04-19
Posts: 1

Trying to perform march 2019 update

Hi everyone,

Im trying to start a new game with the 2019 march update, but as I start a new game it keeps crashing when "initialising game data"

Any help would be much appreciated!

21-04-19, 02:34 PM

#15

samsami ◊
VIP

Join Date: 27-10-14
Location: The Netherlands
Posts: 8,159

Are you running the game as administrator? To do this right click on the cm0102.exe and go to 'Properties'. Then go to the 'Compatibility' tab and check the box that says 'Run as administrator'.

Also, have you installed the official 3.9.68 patch?

It might be a good idea to install Saturn Patch 7 as well.

Step 1: Install a fresh version of the game.

Step 2: Install the official 3.9.68 patch.

Step 3: Go to your Championship Manager 01-02 folder and Delete the 'Data' folder.

Step 4: Download the 'Data' folder from the Saturn v7 patch.

Step 5: Extract and put the 'Data' folder from the Saturn v7 patch in your Championship Manager 01-02 folder.

Step 6: Select and download a preferred cm0102.exe from the Saturn v7 post.

Step 7: Extract and put the cm0102.exe you just downloaded into your Championship Manager 01-02 folder, replacing the cm0102.exe that is there by default.

Samsami Sungo's Career

Feyenoord after Koeman... The Golden Years Return for Spurs... His Last Bow & Oh when the Saints... The Comeback of Samsami & The Return of the King...The Return of the Prodigal Sons

24-04-19, 02:47 PM

#16

jaybo84 ◊
Youth Team Player

Join Date: 21-01-19
Posts: 8

New game Error

I've installed the new march 19 update. Every time i try to load up a new game it comes up with "Error. v3.9.60 index..CPP 5773" any help?

24-04-19, 02:50 PM

#17

Mark ◊
Chairman

Join Date: 31-10-11
Posts: 29,427

Looks like you missed the install for SI Games Patch? You need 3.9.68.

24-04-19, 02:58 PM

#18

jaybo84 ◊
Youth Team Player

Join Date: 21-01-19
Posts: 8

Can i download that off the website?

24-04-19, 03:06 PM

#19

Mark ◊
Chairman

Join Date: 31-10-11
Posts: 29,427

Yes, it's part of the installation instructions. There's a link to it: <https://champman0102.co.uk/showthread.php?t=3863>

24-04-19, 03:20 PM

#20

jaybo84 ◊
Youth Team Player

Join Date: 21-01-19
Posts: 8

i installed it but its still saying the same thing

24-04-19, 10:34 PM

#21

Redknapp69 ◊
Member of the Month
Social Media Mod

Join Date: 03-03-12
Posts: 28,262

Originally Posted by **jaybo84** ▶▶

i installed it but its still saying the same thing

if 3.9.60 error then you haven't installed it correctly - what is the actual error message now?

25-04-19, 08:09 AM

#22

Ratio ◊
Coach

Join Date: 03-03-12
Location: Italy
Posts: 484

XXX

Last edited by Ratio; 25-04-19 at 08:15 AM. Reason: solved

25-04-19, 03:25 PM

#23

jaybo84 ◊
Youth Team Player

Join Date: 21-01-19
Posts: 8

Error. v3.9.60 index..CPP 5773

25-04-19, 03:56 PM

#24

Mark ◊
Chairman

Join Date: 31-10-11
Posts: 29,427

You still haven't installed this patch correctly: <https://champman0102.co.uk/downloads.php?do=file&id=3>

Do you need to run it as administrator when you have downloaded it?

jaybo84 ◊
Youth Team Player

Join Date: 21-01-19
Posts: 8

I've installed it properly. I've also done the editor trick by letting it delete all the things wrong in the editor. Now when i go to load a new game, it says an error about formation

- - - Updated - - -

V3.9.68 formation ..CPP 5773

« "array access out of bounds" error caused by editor | Will there be CM 03/04 Download with updated squads etc...? »

Posting Permissions

You may not post new threads	BB code is On
You may not post replies	Smilies are On
You may not post attachments	[IMG] code is On
You may not edit your posts	[VIDEO] code is On
	HTML code is Off
	Forum Rules

-- Default Style

Archive Web Hosting Top

All times are GMT +1. The time now is 10:20 AM.

Powered by vBulletin® Version 4.2.5
Copyright © 2022 vBulletin Solutions Inc. All rights reserved.

© www.champman0102.co.uk



Thread: October 2019 Data Update Technical Support

Thread Tools

25-04-19, 11:23 PM

#26

Redknapp69
Member of the Month
Social Media Mod

Join Date: 03-03-12
Posts: 28,262

Are you running as administrator and have compatability enabled?

01-05-19, 01:50 PM

#27

Federico81
Youth Team Player

Join Date: 17-05-12
Posts: 2

Using march update the editor doesn't charge the new database but the old database of the original cm0102.

How can i do?

01-05-19, 01:54 PM

#28

AMC
CML Mod
Official Challenges Team

Join Date: 02-03-12
Posts: 8,399

Run the editor as administrator as well as the game.

04-05-19, 11:07 AM

#29

Federico81
Youth Team Player

Join Date: 17-05-12
Posts: 2

Originally Posted by **AMC**

Run the editor as administrator as well as the game.

Thanks a lot AMC

06-05-19, 01:11 AM

#30

dorney ◦
Scout

Join Date: 06-08-14
Posts: 7

Great work as per guys, thanks again 😊

The last couple of updates, I have been unable to play the Irish leagues for more than a year. Crashes on the first update. Also, reoccurring issue where the French league just stops, and no games occur, leading to players just sitting there for years not being used. It's bizarre. Any advice on this? Troubleshooted, to no avail.

11-05-19, 07:12 AM

#31

marcb ◦
Youth Team Player

Join Date: 22-04-13
Posts: 6

Hi. I am stuck on the installation of the March 2019 update. I have installed the game and the SI games official patch. I have also copied the latest update into the data file on my championship manager game. But when I start a new game it is still the original 01/02 database.

11-05-19, 08:00 AM

#32

riise ◦
0102Bet Mod

Join Date: 08-09-15
Posts: 3,525

Originally Posted by **marcb** »

Hi. I am stuck on the installation of the March 2019 update. I have installed the game and the SI games official patch. I have also copied the latest update into the data file on my championship manager game. But when I start a new game it is still the original 01/02 database.

Hey man, did you complete Step 3 [here](#) (enable compatibility and run as administrator)? That sounds like the issue.

11-05-19, 08:56 AM

#33

marcb ◦
Youth Team Player

Join Date: 22-04-13
Posts: 6

Originally Posted by **riise** »

Hey man, did you complete Step 3 [here](#) (enable compatibility and run as administrator)? That sounds like the issue.

How do I find the compatibility? I have windows 10 and cant find it.

11-05-19, 02:57 PM

#34

riise ◦
0102Bet Mod

Join Date: 08-09-15
Posts: 3,525

Originally Posted by **marcb** »

How do I find the compatibility? I have windows 10 and cant find it.

Pretty sure I have Windows 10, too - just tried it out and you right-click the icon you use to launch the game, go down to 'Properties' and there's a 'Compatibility' tab within that.

16-05-19, 08:34 AM

#35

liamwaghorn ◦
Youth Team Player

Join Date: 10-01-18
Posts: 1

Ive installed the March 2019 update but I went to use the Data Editor and this isn't right now for the current update, therefore any changes I make (Joe Lolley is not good enough!) sre useless.

Anyone know how I can make changes to the Editor that will reflect in the current version Im playing?

thanks

16-05-19, 09:10 AM

#36

Redknapp69 ◦
Member of the Month
Social Media Mod

Join Date: 03-03-12
Posts: 28,262

Make sure you are running the editor as administrator

19-05-19, 12:27 AM

#37

AlanT1981 ◦
Youth Team Player

Join Date: 18-05-19
Posts: 4

FM 0102 update

Hi Guys,

Brand new to using your site for the download. The standard download works fine however when I add the latest update to the data file and replace the existing files, when i start a new game I get errorV3.9.60....Index cpp5773 then the load cuts off back to the windows screen.

Its the first time I have ever tried an update. Any ideas as to how I can fix this?

Cheers

19-05-19, 08:55 AM

#38

riise ◦
0102Bet Mod

Join Date: 08-09-15
Posts: 3,525

Originally Posted by **AlanT1981** ◦

Hi Guys,

Brand new to using your site for the download. The standard download works fine however when I add the latest update to the data file and replace the existing files, when i start a new game I get errorV3.9.60....Index cpp5773 then the load cuts off back to the windows screen.

Its the first time I have ever tried an update. Any ideas as to how I can fix this?

Cheers

Hey man. The fact that the error contains 'v3.9.60' would imply that you haven't applied the official v3.9.68 patch - have you completed all the steps on the [installation guide](#)?

19-05-19, 12:17 PM

#39

AlanT1981 ◦
Youth Team Player

Join Date: 18-05-19
Posts: 4

Originally Posted by **riise** ◦

Hey man. The fact that the error contains 'v3.9.60' would imply that you haven't applied the official v3.9.68 patch - have you completed all the steps on the [installation guide](#)?

Ahhh ok, I was following a different video. I have downloaded that however some issues. The tutorial asks to right click on cm0102.exe however everything looks to be on my clone drive so I cant change administrator rights. When i load the game in now it doesn't show the error, simply asks me to enter the disc (which I dont have)

Thanks for all the help

19-05-19, 12:20 PM

#40

AlanT1981 ◦
Youth Team Player

Join Date: 18-05-19
Posts: 4

Originally Posted by **riise** ◦

Hey man. The fact that the error contains 'v3.9.60' would imply that you haven't applied the official v3.9.68 patch - have you completed all the steps on the [installation guide](#)?

Thats great thanks, Thats now installed however there looks to be an issue with changing to administrator. It shows go right click on cm0102.exe. Everything is within clone drive. Does this option need to be done before installing the clone drive?

When I add all the files without this option it does bypass the error however asks me to insert a disc. I see you also have a technical support page so if you need me to move this question to that page I can do

Thanks.

19-05-19, 01:58 PM

#41

MadScientist ◦
Director

Join Date: 26-09-18
Location: Brazil
Posts: 882

Originally Posted by **AlanT1981** ◻

Thats great thanks, Thats now installed however there looks to be an issue with changing to administrator. It shows go right click on cm0102.exe. Everything is within clone drive. Does this option need to be done before installing the clone drive?

When I add all the files without this option it does bypass the error however asks me to insert a disc. I see you also have a technical support page so if you need me to move this question to that page I can do

Thanks.

You should install the game in your hard drive. To do that, double click the Setup.exe that is in your game .iso clone drive.

19-05-19, 08:20 PM

#42

AlanT1981 ◦
Youth Team Player

Join Date: 18-05-19
Posts: 4

Originally Posted by **MadScientist** ◻

You should install the game in your hard drive. To do that, double click the Setup.exe that is in your game .iso clone drive.

I have reinstalled the game and have it in my hard drive. The initial install from the website is fine and have now installed virtual clone drive again. Game loads up fine however the update never shows.

I have installed the patch(march 2019), changed cm0102 application to administrator however when I copy the files it still pops up saying that i will need to provide admin permission to copy to this folder.

I must be doing something wrong but no idea what it is

20-05-19, 02:05 PM

#43

MadScientist ◦
Director

Join Date: 26-09-18
Location: Brazil
Posts: 882

Originally Posted by **AlanT1981** ◻

changed cm0102 application to administrator however when I copy the files it still pops up saying that i will need to provide admin permission to copy to this folder.

thats normal, the folder permission is different than the .exe. Just accept the pop-up and it will copy?

23-05-19, 01:33 PM

#44

Iewy203 ◦
Youth Team Player

Join Date: 23-05-19
Location: Poland
Posts: 2

I have problem with transfer window. Transfer window it doesn't close. Why can i buy players all the time? I install cm with patch 3.9.68 and March 2019 Data Update. Sorry I'm beginner..

Dermotron ◦
Sir Mergements
 Director
 Manager
 VIP
 Captain

Join Date: 15-12-11
 Location: Your Mother
 Posts: 29,995

The data update will only change the data (players, staff, clubs etc.). You will need the patch from posts #1 & #2 in this thread to change to modern transfer windows <https://champman0102.co.uk/showthrea...359#post431359>

Champman0102.co.uk Facebook Page
 13000 followers and rising

November 2020 Data Update Out Now

lewy203 ◦
 Youth Team Player

Join Date: 23-05-19
 Location: Poland
 Posts: 2

Originally Posted by **Dermotron** ◦

The data update will only change the data (players, staff, clubs etc.). You will need the patch from posts #1 & #2 in this thread to change to modern transfer windows <https://champman0102.co.uk/showthrea...359#post431359>

Thanks for help. Now everything is OK. Big cold beer for you 😊

Mars56 ◦
 Youth Team Player

Join Date: 01-09-13
 Posts: 15

Hello!

Ran my first season with no issues but once I try to progress past 19.06.19 the game crashes with no error message...

I'm running Windows 10. Is there any other info I can provide to help?

Thanks.

Last edited by Mars56; 03-06-19 at 09:27 PM.

Redknapp69 ◦
 Member of the Month
 Social Media Mod

Join Date: 03-03-12
 Posts: 28,262

Tried holidaying past the crash date?

What leagues are loaded? (assuming so with the date you mentioned)

Any Saturn/Tapani patch instlled?

Mars56 ◦
 Youth Team Player

Join Date: 01-09-13
 Posts: 15

Originally Posted by **Redknapp69** ◦

Tried holidaying past the crash date?


What leagues are loaded? (assuming so with the date you mentioned)

Any Saturn/Tapani patch instlled?

Tried a few things last night and holidaying at x200 speed seemed to force it to work. Looks fine now!

Redknapp69 ◦
Member of the Month
Social Media Mod

Join Date: 03-03-12
Posts: 28,262

Excellent stuff! 

« "array access out of bounds" error caused by editor | Will there be CM 03/04 Download with updated squads etc...? »

Posting Permissions

You may not post new threads
You may not post replies
You may not post attachments
You may not edit your posts

BB code is On
Smilies are On
[IMG] code is On
[VIDEO] code is On
HTML code is Off

[Forum Rules](#)

-- Default Style ▼

[Archive](#) [Web Hosting](#) [Top](#)

All times are GMT +1. The time now is 10:20 AM.

Powered by [vBulletin®](#) Version 4.2.5
Copyright © 2022 vBulletin Solutions Inc. All rights reserved.

© www.champman0102.co.uk



Thread: October 2019 Data Update Technical Support

Thread Tools

05-06-19, 11:02 AM

#51

Brill
Youth Team Player

Join Date: 20-04-12
Posts: 2

Hi all!

I'm trying to download the March 2019 update, but Sendspace tells me that "the file you requested is not available". Anyone else having the same problem?

Thanks for updating the game!

05-06-19, 11:14 AM

#52

Dermotron
Sir Mergements
Director
Manager
VIP
Captain

Join Date: 15-12-11
Location: Your Mother
Posts: 29,995

A temporary link has been posted here - <https://champman0102.co.uk/showthrea...794#post440794>

Champman0102.co.uk Facebook Page
13000 followers and rising

November 2020 Data Update Out Now

05-06-19, 11:23 AM

#53

Brill
Youth Team Player

Join Date: 20-04-12
Posts: 2

Thank you!

07-06-19, 09:17 AM

#54

Chris1712
Youth Team Player

Join Date: 07-06-19
Posts: 3

Hi can anyone please share the city.dat file from the March 2019 data update as I cannot download this for some reason. I have followed all other steps for the v7 patch. Thanks.

09-06-19, 02:08 PM

#55

Redknapp69 ◦
Member of the Month
Social Media Mod

Join Date: 03-03-12
Posts: 28,262

Originally Posted by **Chris1712** ◦

Hi can anyone please share the city.dat file from the March 2019 data update as I cannot download this for some reason. I have followed all other steps for the v7 patch. Thanks.

<https://www.sendspace.com/file/kwnmk5>

14-06-19, 12:45 AM

#56

blazinbullets ◦
Youth Team Player

Join Date: 13-06-19
Posts: 10

Hi All, I have just updated the game with latest March data and just keeps freezes on initiating game data. I've run game as administrator and on window xp and 98. Help please!! Arhhhhh

14-06-19, 02:22 PM

#57

Redknapp69 ◦
Member of the Month
Social Media Mod

Join Date: 03-03-12
Posts: 28,262

Are you using any patches (i.e Saturn/Tapani)

14-06-19, 03:43 PM

#58

blazinbullets ◦
Youth Team Player

Join Date: 13-06-19
Posts: 10

Originally Posted by **Redknapp69** ◦

Are you using any patches (i.e Saturn/Tapani)

Yes, downloaded Tapani patch

14-06-19, 05:49 PM

#59

Dermotron ◦
Sir Mergements
Director
Manager
VIP
Captain

Join Date: 15-12-11
Location: Your Mother
Posts: 29,995

Originally Posted by **blazinbullets** ◦

Yes, downloaded Tapani patch

Don't start in 2019

Champman0102.co.uk Facebook Page
13000 followers and rising

November 2020 Data Update Out Now

14-06-19, 07:26 PM

#60

blazinbullets ◦
Youth Team Player

Join Date: 13-06-19
Posts: 10

Originally Posted by **Dermotron**

Don't start in 2019

I didn't pal, it auto started from 2015 from tapani patch when opened

16-06-19, 12:43 PM

#61

blazinbullets
Youth Team Player

Join Date: 13-06-19
Posts: 10

Originally Posted by **blazinbullets**

I didn't pal, it auto started from 2015 from tapani patch when opened

Can anyone help please???

16-06-19, 02:30 PM

#62

maca0
Youth Team Player

Join Date: 16-06-19
Posts: 1

Hi
I just installed the march 2019 update and during the game if I want to switch players its not possible to swap it. Anyone can help me?

17-06-19, 07:31 PM

#63

saturn
Programmer
VIP

Join Date: 18-03-14
Posts: 1,240

Originally Posted by **blazinbullets**

Can anyone help please???

Try deleting the euro.cfg file in your Data folder and replace it with the March 2019 update one again.

17-06-19, 08:35 PM

#64

blazinbullets
Youth Team Player

Join Date: 13-06-19
Posts: 10

Originally Posted by **saturn**

Try deleting the euro.cfg file in your Data folder and replace it with the March 2019 update one again.

Do I need to download the March update again then to do this?

17-06-19, 08:38 PM

#65

Tony10
Youth Team Player

Join Date: 05-06-19
Posts: 18

Was in the middle of season 3 and game crashed and now wont play. Getting the error message please make sure you are running Directx correctly and your graphics are running 800 x 600 blah blah blah
I only recently installed DirectX 11 purposely to run the game as required and played seamlessly for 3 seasons and now this??
Running on windows 10 laptop and using Tapani 2:21 patch.
Any help greatly appreciated.

17-06-19, 08:42 PM

#66

saturn
Programmer
VIP

Join Date: 18-03-14
Posts: 1,240

Originally Posted by **blazinbullets**

Do I need to download the March update again then to do this?

Yes, the euro.cfg file from the March 2019 update mightn't have copied across properly. The reason for that is the default one in your Data folder is marked as Read Only, so it may not have been overwritten properly the first time you tried it.

17-06-19, 10:28 PM

#67

Redknapp69
Member of the Month
Social Media Mod

Join Date: 03-03-12
Posts: 28,262

Originally Posted by **Tony10**

*Was in the middle of season 3 and game crashed and now wont play. Getting the error message please make sure you are running Directx correctly and your graphics are running 800 x 600 blah blah blah
I only recently installed DirectX 11 purposely to run the game as required and played seamlessly for 3 seasons and now this??
Running on windows 10 laptop and using Tapani 2:21 patch.
Any help greatly appreciated.*

Hi
Follow this
<https://champman0102.co.uk/showthrea...371#post381371>
Thanks

18-06-19, 01:51 PM

#68

Tony10
Youth Team Player

Join Date: 05-06-19
Posts: 18

Originally Posted by **Redknapp69**

*Hi
Follow this
<https://champman0102.co.uk/showthrea...371#post381371>
Thanks*

Yeah tried that but still no joy 😞...just don't understand how the game managed to run perfectly for almost 3 seasons and then just stopped working??
Windows 10 is a pain in the arse! 😞

18-06-19, 04:58 PM

#69

Andybeatz187
Youth Team Player

Join Date: 17-06-19
Posts: 1

UPDATE IS NOT WORKING

Downloaded SI Games Official Patch - v3.9.68 and the march 2019 data update maybe do not need both need help setting up really badly want to play the game somebody help!!!!!!

18-06-19, 05:02 PM

#70

Dermotron
Sir Mergements
Director
Manager
VIP
Captain

Join Date: 15-12-11
Location: Your Mother
Posts: 29,995

You do need both.

Follow this:

<https://champman0102.co.uk/showthread.php?t=3863>

18-06-19, 05:22 PM

#71

blazinbullets ◦
Youth Team Player

Join Date: 13-06-19
Posts: 10

Originally Posted by **saturn** »

Yes, the euro.cfg file from the March 2019 update mightn't have copied across properly. The reason for that is the default one in your Data folder is marked as Read Only, so it may not have been overwritten properly the first time you tried it.

Still hasn't sorted it. It's just froze again on the exact same bit. Any other ideas? Might just delete everything

18-06-19, 05:44 PM

#72

MadScientist ◦
Director

Join Date: 26-09-18
Location: Brazil
Posts: 882

Originally Posted by **Tony10** »

*Yeah tried that but still no joy ...just don't understand how the game managed to run perfectly for almost 3 seasons and then just stopped working??
Windows 10 is a pain in the arse!*

Try this, he had the same error message as you:

Originally Posted by **IB778** »

Yaasss!!

Found a solution this evening so thought I'd post it for any future searchers struggling with this issue.

I'm only sure this will work on Windows laptops with Intel graphics but I'd imagine that's about 90% of us.

If you right-click the desktop and open 'Graphics Properties' you then open the Display page and add a custom setting of 800x600 at 40hz.

Open the cm01/02.exe in windowed mode and change it to full screen mode in Game Settings.

You can then re-open the Intel Graphics Properties program and change the settings back to your optimal screen settings and cm will still open in full screen mode (or windowed mode if you prefer) with no more drag and drop issues either!!

BOOM!! 🤪 🚫 🚫

18-06-19, 06:48 PM

#73

Tony10 ◦
Youth Team Player

Join Date: 05-06-19
Posts: 18

Originally Posted by **MadScientist** »

Try this, he had the same error message as you:

Oh mate you absolute f**king legend!!!! Worked straight off the bat and back in enjoying 3rd season now 🤪🤪🤪

18-06-19, 10:39 PM

#74

Redknapp69 ◦
Member of the Month
Social Media Mod

Join Date: 03-03-12
Posts: 28,262

Originally Posted by **blazinbullets** »

Still hasn't sorted it. It's just froze again on the exact same bit. Any other ideas? Might just delete everything

Would suggest an uninstall and re-install is always a good idea if you have tried a few things

If still an issue, let us know 🙏

18-06-19, 11:15 PM

#75

blazinbullets
Youth Team Player

Join Date: 13-06-19
Posts: 10

Originally Posted by **Redknapp69**

Would suggest an uninstall and re-install is always a good idea if you have tried a few things

If still an issue, let us know 🙏

Just Un-installed everything now nothing is working 😞. Could make this s*** up. 0102 is on virtual drive but every time is try and select setup nothing happens. Tried running as admin and to win 98. Just wanna cry.....

« "array access out of bounds" error caused by editor | Will there be CM 03/04 Download with updated squads etc...? »

Posting Permissions

- You may not post new threads
 - You may not post replies
 - You may not post attachments
 - You may not edit your posts
- BB code** is On
Smilies are On
[IMG] code is On
[VIDEO] code is On
HTML code is Off
- Forum Rules**

-- Default Style

Archive Web Hosting Top

All times are GMT +1. The time now is 10:20 AM.

Powered by vBulletin® Version 4.2.5
Copyright © 2022 vBulletin Solutions Inc. All rights reserved.

© www.champman0102.co.uk



Thread: October 2019 Data Update Technical Support

Thread Tools

18-06-19, 11:22 PM

#76

Redknapp69
Member of the Month
Social Media Mod

Join Date: 03-03-12
Posts: 28,262

Hi

What do you mean "nothing is working"

Just follow this - <https://champman0102.co.uk/showthread.php?t=3863>

18-06-19, 11:39 PM

#77

blazinbullets
Youth Team Player

Join Date: 13-06-19
Posts: 10

Originally Posted by **Redknapp69**

Hi

What do you mean "nothing is working"

Just follow this - <https://champman0102.co.uk/showthread.php?t=3863>

The game is not even loading mate, I've been following that link. I can't even install the cm0102 game no more. Try and press setup but the setup screen doesn't even pop up.

18-06-19, 11:46 PM

#78

MadScientist
Director

Join Date: 26-09-18
Location: Brazil
Posts: 882

Originally Posted by **blazinbullets**

The game is not even loading mate, I've been following that link. I can't even install the cm0102 game no more. Try and press setup but the setup screen doesn't even pop up.

restart pc, disable antivirus and try again.

EDIT: also close your internet browser before running setup.exe, its known issue

19-06-19, 11:38 AM

#79

Sakamoto ◦
Youth Team Player

Join Date: 12-02-15
Posts: 7

Hi.

I'm running into an issue that the games crashes, when initializing a new game, on "initializing game data". I already installed the game for the second time and this keep on happening.

Does someone have the same issue, or know how to fix it?

Thank you

19-06-19, 12:27 PM

#80

blazinbullets ◦
Youth Team Player

Join Date: 13-06-19
Posts: 10

Originally Posted by **Sakamoto** ◦

Hi.

I'm running into an issue that the games crashes, when initializing a new game, on "initializing game data". I already installed the game for the second time and this keep on happening.

Does someone have the same issue, or know how to fix it?

Thank you

Same here I'm having the same issue pal. No one seems to know the fix unfortunately

19-06-19, 12:53 PM

#81

blazinbullets ◦
Youth Team Player

Join Date: 13-06-19
Posts: 10

Tried the above, still nothing. I open CM0102 from E: virtual drive, double click setup and nothing happens, double click the cm0102.exe and get the v3.9.60 error but can't install patch as it won't let me download game.

-- Updated --

Originally Posted by **MadScientist** ◦

restart pc, disable antivirus and try again.

EDIT: also close your internet browser before running setup.exe, its known issue

Tried the above, still nothing. I open CM0102 from E: virtual drive, double click setup and nothing happens, double click the cm0102.exe and get the v3.9.60 error but can't install patch as it won't let me download game.

19-06-19, 03:23 PM

#82

MadScientist ◦
Director

Join Date: 26-09-18
Location: Brazil
Posts: 882

Originally Posted by **blazinbullets** ◦

Tried the above, still nothing. I open CM0102 from E: virtual drive, double click setup and nothing happens, double click the cm0102.exe and get the v3.9.60 error but can't install patch as it won't let me download game.

When Setup.exe won't run, its because some other program on your computer is blocking it from running. To discover what program it is and kill it, follow this (specially step 7):

Originally Posted by **Redknapp69** ◦

close down browsers and any instant messaging services (skype etc) as for some reason this clashes with Autorun

Try this which another member suggested and seems to work well for Windows 10 as well

Just installed this on windows 8.1 and encountered the issue with setup.exe hanging. Here is how to resolve.

1. Browse to the disk contents by going to the drive letter where the disk is (either ISO or cd-rom).
2. Right click on SETUP.EXE, go to Properties. Click on the Compatibility tab and choose Run this program in Windows XP (service pack 2) mode and tick the box "Run this program as an administrator".
3. Double click on setup.exe
4. If nothing happens, open up the task manager by right clicking on the task bar and choosing Task Manager or press control + shift + escape at the same time.
5. Go to the Details tab on the task manager and sort by name. You are looking for SETUP.EXE. If there are multiple ones running then kill them all. Click on setup.exe in the list and press the delete key or the end task button to kill the process.
6. Run setup.exe again as per step 3 - you only want one install process running.
7. Back in the task manager, Right click on setup.exe and hit the Analyze Wait Chain option. This will tell you what is preventing the install from running. Find that process and kill it.

In my case it was SetPoint.exe, a logitech program that controls my wireless mouse/keyboard software. As soon as I killed it the install launched.

25-06-19, 03:52 PM

#83

lothian1981 ◊
Youth Team Player

Join Date: 24-06-19
Posts: 2

ctrying to load game with all the latest updates and patches plus coloured atts having problems im on windows 10

25-06-19, 09:31 PM

#84

Redknapp69 ◊
Member of the Month
Social Media Mod

Join Date: 03-03-12
Posts: 28,262

What problems?

When

Any error message?

Rinning game as administrator?

26-06-19, 01:59 PM

#85

Sakamoto ◊
Youth Team Player

Join Date: 12-02-15
Posts: 7

Really?!

The game worked until some months ago, now I can't play it! Try to reinstall it again now, the same problem keeps on happening.

FML!

--- Updated ---

Originally Posted by **blazinbullets** ◊

Same here I'm having the same issue pal. No one seems to know the fix unfortunately

Really?!

The game worked until some months ago, now I can't play it! Try to reinstall it again now, the same problem keeps on happening.

FML!

26-06-19, 08:45 PM

#86

Redknapp69 ◊
Member of the Month
Social Media Mod

Join Date: 03-03-12
Posts: 28,262

What error? When?

26-06-19, 09:41 PM

#87

Hi!! I have a question, I installed this version following the instructions, but...but at May or June 2020, the game is turned off without any error or any warning. Just the screen returns to windows.

Does anyone know something? In which part of the forum should this question go?

27-06-19, 09:07 AM

#88

Redknapp69 ◦
Member of the Month
Social Media Mod

Join Date: 03-03-12
Posts: 28,262

What leagues do you have loaded?
Are you running game as administrator?
Same date crash? Tried holidaying past it?
Installed 3.9.68 patch? Have any Tapani or Saturn patch loaded?

27-06-19, 02:07 PM

#89

Sakamoto ◦
Youth Team Player

Join Date: 12-02-15
Posts: 7

Originally Posted by Redknapp69 ◦
What error? When?

On "initializing game data". But there isn't any error message, the game just crashes and the loading bar in "initializing game data" doesn't move.

After that I receive the windows message saying that the game is not responding.

Edit: I dont know if this is important or not, but I have two old saves and one of them I can load it just fine. And play it if I want to.

Last edited by Sakamoto; 27-06-19 at 02:11 PM. Reason: Add more info

27-06-19, 09:29 PM

#90

Redknapp69 ◦
Member of the Month
Social Media Mod

Join Date: 03-03-12
Posts: 28,262

What database update are you trying to load which crashes? Any ta[pani/saturn patch loaded?

Firstly ensure you are running as administrator but then if no joy might be worth you removing the euro.cfg file if you are using Saturn V7 patch - see here for Saturn's advice - <https://champman0102.co.uk/showthrea...362#post431362>

29-06-19, 07:59 AM

#91

aalfon87 ◦
Youth Team Player

Join Date: 23-06-19
Posts: 3

First error message from March 2019 update

Hello Gents, was hoping someone could assist. I've installed new game, SI official patch (3.9.68), then applied tapani 2.21 and March 2019 Data folder update, used tapani patch and history editor to start in year 2018, fast forward 17 years with correct player and club histories, everything was great until February 2019 (game year), I got this error when "processing" : v3. 9.68t Database...cpp 17353.

I googled it and came across a thread from 2012 which said there was an error with the 2012 patch but it had been sorted in a recent update (at that time in 2012). Question I have is why is the error still floating around the 2.21 tapani/march 2019 updates/patches? How do I get rid of the error?

Don't get me wrong, I can continue past the error but my experience with championship manager is that once errors appear there will be a time when you won't be able to click/holiday past an error, can anyone shed some light on this 17353 error please?

Regards

Redknapp69 ◦
Member of the Month
Social Media Mod

Join Date: 03-03-12
Posts: 28,262

Have a read through here - <https://champman0102.co.uk/showthrea...database+17353>

drechler123 ◦
Youth Team Player

Join Date: 12-07-19
Posts: 7

editor issue

Hi
I have issue regarding changing in editor .
when i open the editor i made some changes click save and after that when open the game the changes are not made .
in the previous update i didnt have this problem
thank you
Vasil Yanchev
best regards

MadScientist ◦
Director

Join Date: 26-09-18
Location: Brazil
Posts: 882

Originally Posted by **drechler123** ◦

*Hi
I have issue regarding changing in editor .
when i open the editor i made some changes click save and after that when open the game the changes are not made .
in the previous update i didnt have this problem
thank you
Vasil Yanchev
best regards*

run the editor as admin

drechler123 ◦
Youth Team Player

Join Date: 12-07-19
Posts: 7

is there any way i can reduce the champions league group stages as its now to just one

caverna97 ◦
Youth Team Player

Join Date: 10-07-19
Posts: 1

Boa noite. Estou com problema no jogo, cm essa atualiza  o. Utilizo o Windows 8.1 , mas j i uso no modo de compatibilidade. O jogo corre normalmente at  o dia 27 de dezembro da primeira temporada, e simplesmente trava. Depois de atualizar dados, chega nessa data e trava totalmente. Alguma solu  o? Obrigado

Redknapp69 ◦
Member of the Month
Social Media Mod

Join Date: 03-03-12
Posts: 28,262

Originally Posted by **drechler123** ◦

is there any way i can reduce the champions league group stages as its now to just one

That's nothing to do with data so would need to be asked for in patches section

But hasn't been possible for the moment

eggsie
Youth Team Player

Join Date: 14-07-19
Posts: 1

Hi, 42 year old here who doesn't play or download games online.....Had a new computer recently that doesn't take cds so i need a platform to be able to play cm 01/02 on (its the only game I have/will ever played) when it comes to doing this stuff I am completely lost so was wondering if someone could give me an idiot proof guide to being able to do so online? I'm dubious of all the additional sights i need to log into/create accounts for but if they are trusted by regulars then am happy to have them.

Thanks for your time

SteveHarle
Director
VIP

Join Date: 19-10-18
Location: Essex, England
Posts: 3,674

Originally Posted by **eggsie**

Hi, 42 year old here who doesn't play or download games online.....Had a new computer recently that doesn't take cds so i need a platform to be able to play cm 01/02 on (its the only game I have/will ever played) when it comes to doing this stuff I am completely lost so was wondering if someone could give me an idiot proof guide to being able to do so online? I'm dubious of all the additional sights i need to log into/create accounts for but if they are trusted by regulars then am happy to have them.

Thanks for your time

Head to the "Downloads" section - the game is available to download for free from this site, there is also an installation guide to help you along the way 😊

Redknapp69
Member of the Month
Social Media Mod

Join Date: 03-03-12
Posts: 28,262

eggsie - everything here pal - <http://www.champman0102.co.uk/showthread.php?t=3863>

« "array access out of bounds" error caused by editor | Will there be CM 03/04 Download with updated squads etc...? »

Posting Permissions

- You may not post new threads
 - You may not post replies
 - You may not post attachments
 - You may not edit your posts
- BB code** is On
 - Smilies** are On
 - [IMG]** code is On
 - [VIDEO]** code is On
 - HTML code is Off
 - Forum Rules**



Thread: October 2019 Data Update Technical Support

Thread Tools

17-07-19, 03:56 PM

#101

sirskinner07
Youth Team Player

Join Date: 12-07-19
Posts: 3

Hi guys I have an issue with swapping the data files as the one you get with the game is a cabinet file and I cant delete or edit it. I have tried using winzip and also tried deleting he game and reuploading it. Any suggestions??

17-07-19, 04:18 PM

#102

Dermotron
Sir Mergements
Director
Manager
VIP
Captain

Join Date: 15-12-11
Location: Your Mother
Posts: 29,995

Install the game first. If sounds like you are trying to swap the data folder on the disc, it's the data folder in the C:\Program Files(x86)\Championship-Manager 01-02\ folder you need to copy over

[Champman0102.co.uk Facebook Page](#)
13000 followers and rising

November 2020 Data Update Out Now

18-07-19, 02:19 PM

#103

ArjenN
Youth Team Player

Join Date: 08-07-19
Posts: 3

Hi all!

After downloading the update of March 2019 I have a mix of two problems, also issued here before by other. And I am quite sure that I followed-up on every solution so far. But please, proove me wrong 😊. So, my case:

I am using Windows 10. I fully followed the instructions for the 'Saturn Patch + v7' download (<https://champman0102.co.uk/showthread.php?t=12181>). Incl. update of my old version to 3.9.68 and copy the euro.cfg file from the March update into the Data folder. I choose the Exe of 20x speed and 1280*960 (#41).

When I start the Exe-file (as administrator and in comp. mode Windows XP Service Pack 3) I get the error regarding the graphics and DirectX ("please ensure that DirectX..."). So I followed-up the solutions of Dermotron (#11 at

<https://champman0102.co.uk/showthrea...50&p=56#post56>). It didn't work. Then I wanted to follow-up another advice, trying to make custom graphic settings (800*600 with 40hz). However, my laptop only has 60hz as option (I can not change that). The graphics goes from 800*600 to max. 1366*768. And even with 800*600 with 60hz the Exe-file still has the same error. So than I tried another advice; open the cm0102_GDI file (as administrator etc.). It did work, I was in the game.

But then, when I created a new game (only England) it crashes when loading at "initializing game data" etc. As also mentioned by others above. I also followed-up on some solutions that was given for that problem, like closing all internet browsers.

What did I wrong? Did I miss any solution?

Btw, the old version (with old data and without patches) worked properly.

18-07-19, 02:44 PM

#104

Redknapp69 ◦
Member of the Month
Social Media Mod

Join Date: 03-03-12
Posts: 28,262

Assume you are running the game as administrator and have compatability enabled on the .exe you are loading the game from?

18-07-19, 03:00 PM

#105

MadScientist ◦
Director

Join Date: 26-09-18
Location: Brazil
Posts: 882

Originally Posted by **ArjenN** ◦

*I choose the Exe of 20x speed and 1280*960 (#41).*

*Then I wanted to follow-up another advice, trying to make custom graphic settings (800*600 with 40hz). However, my laptop only has 60hz as option (I can not change that). The graphics goes from 800*600 to max. 1366*768. And even with 800*600 with 60hz the Exe-file still has the same error.*

Your .exe is 1280x960. Your laptop max is 1366x768. So the 1280x960 .exe is not compatible with your laptop. Pick a 800x600 .exe instead and it should work

18-07-19, 06:38 PM

#106

ArjenN ◦
Youth Team Player

Join Date: 08-07-19
Posts: 3

Originally Posted by **MadScientist** ◦

Your .exe is 1280x960. Your laptop max is 1366x768. So the 1280x960 .exe is not compatible with your laptop. Pick a 800x600 .exe instead and it should work

Haha, wow! That was quite stupid of me. Sorry! So for the first problem regarding the grapics, this was indeed the right solution.

So I managed to get in the game. But in comparison to the version I tried before (in 1280*960), when I started to create a new game a lot of errors occured with something like "missing ... index" etc. (seemed like the index of every competition). After clicking "ok" (pushed "enter" in my case) a lot, I could choose a country. I choose England and then... The problem with the error when "initializing game data" still occured. It stops somewhere at 60%. As said before, I have the right euro.cgf file. And yes, I got the Data folder from Saturn (<https://champman0102.co.uk/showthread.php?t=12181>). Any other solutions?

Last edited by ArjenN; 18-07-19 at 06:59 PM.

18-07-19, 08:56 PM

#107

ArjenN ◦
Youth Team Player

Join Date: 08-07-19
Posts: 3

Originally Posted by **ArjenN** ◦

Haha, wow! That was quite stupid of me. Sorry! So for the first problem regarding the grapics, this was indeed the right solution.

*So I managed to get in the game. But in comparison to the version I tried before (in 1280*960), when I started to create a new game a lot of errors occured with something like "missing ... index" etc. (seemed like the index of every competition). After clicking "ok" (pushed "enter" in my case) a lot, I could choose a country. I choose England and then... The problem with the error when "initializing game data" still occured. It stops somewhere at 60%. As said before, I have the right euro.cgf file. And yes, I got the Data folder from Saturn (<https://champman0102.co.uk/showthread.php?t=12181>). Any other solutions?*

It seems like I found the solution: download everything again. Or it were the fonts I added (when I was bored trying everything), but I have my doubts about that 🤔.

Via this way I want to thank everybody that contributed to the updated data, packs etc. I hope (and expect) that I can find the fun back like it was in the past with original 01/02.

20-07-19, 05:13 PM

#108

Skandepik ◦
Youth Team Player

Join Date: 02-06-18
Posts: 1

The download link for March 2019 update doesn't seem to be working or is it just me?

20-07-19, 07:24 PM

#109

Redknapp69 ◦
Member of the Month
Social Media Mod

Join Date: 03-03-12
Posts: 28,262

Originally Posted by **Skandepik** ◦

The download link for March 2019 update doesn't seem to be working or is it just me?

Sendspace have had issues this weekenmd but fine when I jut checked

-- - Updated - - -

Originally Posted by **tommye** ◦

I'm running CM01/02 on a Mac using PlayOnMac and a downloadable Windows version of the game software. In order to play the game, I have to run the cm0102_GDI.exe (rather than the regular game .exe) which is fine if playing the patched 3.9.68 version, but I want to play with the updated game data from March 19. But it doesn't work without a compatible, updated GDI.exe - How can I get one?!

Might be worth checking/asking fellow MAC users on the MAC thread in Tech Support section mate 🤔

21-07-19, 08:30 AM

#110

Stefan1987 ◦
Youth Team Player

Join Date: 21-07-19
Posts: 3

Hi you awesome people,

I have been playing CM01/02 for years and never had problems until now with the latest March update. Its a strange problem where saved games can't be loaded. It have happened for several times now with different saved games. The length of the saved games have been different, one worked 5 seasons, one just 1,5 season and so on. I find the file (saved game) but when I try to reload it, everything crashes without any error message and the game quit itself.

Im running CM01/02 on a macbook air with Virtual Box, so the system it runs in is Windows XP. I have the 3.9.68 version and only updated and installed the Mars 2019 patch, no other patches.

The game has always worked for me and Ive never experienced a problem like this. I always play and download the new player updates when they come, never been a problem until now. If you have any solution on this problem, I'll be the luckiest guy in the world.

Thanks,

21-07-19, 09:35 AM

#111

Redknapp69 ◦
Member of the Month
Social Media Mod

Join Date: 03-03-12
Posts: 28,262

Might be worth asking/checking in the MAC thread in Tech Support area

But I'd always try moving the save game to else where (e.g desktop) then changing the path to try and load it from there

21-07-19, 10:03 AM

#112

Stefan1987 ◦
Youth Team Player

Join Date: 21-07-19
Posts: 3

Thanks for answer. Moving the file doesn't help 😞 Tried different locations, but unfortunately no success. When this happens to a saved game file, do you think the file is corrupted and forever broken? Wondering if there's any hope and worth spending time on

21-07-19, 03:50 PM

#113

Redknapp69 ◊
Member of the Month
Social Media Mod

Join Date: 03-03-12
Posts: 28,262

No idea on MAC sorry pal - might be worth asking there - unsure if you can try anything different with MAC's etc

22-07-19, 11:08 AM

#114

Jonah ◊
Youth Team Player

Join Date: 22-07-19
Posts: 5

Hi Guys,

Simply clicking the download button for the game and all i am getting is "this site cannot be reached".

Any ideas what i need to do?

22-07-19, 11:21 AM

#115

Redknapp69 ◊
Member of the Month
Social Media Mod

Join Date: 03-03-12
Posts: 28,262

might be your security/anti virus blocking the site - check that

I use chrome and just checked and it's fine

22-07-19, 11:35 AM

#116

Jonah ◊
Youth Team Player

Join Date: 22-07-19
Posts: 5

Any idea how i go about that mate? I've added the the link to trusted sites but still no joy.

22-07-19, 12:48 PM

#117

Jonah ◊
Youth Team Player

Join Date: 22-07-19
Posts: 5

Sorted it, it was the broadband provider blocking it.

22-07-19, 05:53 PM

#118

Jonah ◊
Youth Team Player

Join Date: 22-07-19
Posts: 5

Hey guys,

So i'm trying to start a new game and i keep getting a cm0102exe error message.

I've tried running as an administrator but still it happens.

Any suggestions?

Thanks

22-07-19, 09:12 PM

#119

Redknapp69 ◊
Member of the Month
Social Media Mod

Join Date: 03-03-12
Posts: 28,262

got compatability enabled?

See post 3 here - <http://www.champman0102.co.uk/showthread.php?t=3863>

if no joy Change to Service pack XP2

22-07-19, 11:17 PM

#120

Constar ◦
Youth Team Player

Join Date: 22-07-19
Posts: 1

I downloaded this but when i try to start a new game it says not enough memory- is this something i need to install/affect? i literally dont have anything else installed on this laptop

23-07-19, 05:30 AM

#121

m0hanty008 ◦
Youth Team Player

Join Date: 23-07-19
Posts: 1

No luck trying to download using SendSpace link from the US.

Clicking download on sendspace takes me to registration page. Help me please.

23-07-19, 11:57 AM

#122

caseyham10 ◦
Youth Team Player

Join Date: 23-07-19
Posts: 4

Hello,

i am having trouble playing the March 2019 update i get an error with refers to a database issue?

These are some of the errors i am having

v3.9.60 Index..cpp 5773
v3.9.60 Database.cpp 1833

i am getting these errors when i attempt to start a new game and its loading the'player histories'.

Can someone help please?

Thanks

23-07-19, 12:15 PM

#123

riise ◦
0102Bet Mod

Join Date: 08-09-15
Posts: 3,525

Originally Posted by **caseyham10**

Hello,

i am having trouble playing the March 2019 update i get an error with refers to a database issue?

These are some of the errors i am having

*v3.9.60 Index..cpp 5773
v3.9.60 Database.cpp 1833*

i am getting these errors when i attempt to start a new game and its loading the'player histories'.

Can someone help please?

Thanks

Did you follow this guide step-by-step? <https://champman0102.co.uk/showthrea...990#post125990>

The errors referencing 'v3.9.60' would imply that you haven't installed the v3.9.68 patch in Step 2.

caseyham10 ◦
Youth Team Player

Join Date: 23-07-19
Posts: 4

Originally Posted by **riise** ◻

Did you follow this guide step-by-step? <https://champman0102.co.uk/showthrea...990#post125990>

The errors referencing 'v3.9.60' would imply that you haven't installed the v3.9.68 patch in Step 2.

Hi,

once i have done that, can i open the game and it should work, or do i have to reinstall it all over again and do it in the correct order?

Thanks

caseyham10 ◦
Youth Team Player

Join Date: 23-07-19
Posts: 4

Originally Posted by **caseyham10** ◻

Hi,

once i have done that, can i open the game and it should work, or do i have to reinstall it all over again and do it in the correct order?

Thanks

Now its saying i have to insert the CD-Rom? Any ideas? after installing the patch like instructed above it did start to work, without any errors but when in initialising stage it froze and i had to restart my pc which then the CD Rom error start appearing?

Thanks

« "array access out of bounds" error caused by editor | Will there be CM 03/04 Download with updated squads etc...? »

Posting Permissions

You may not post new threads
You may not post replies
You may not post attachments
You may not edit your posts

BB code is On
Smilies are On
[IMG] code is On
[VIDEO] code is On
HTML code is Off

Forum Rules

-- Default Style ▼

Archive Web Hosting Top

All times are GMT +1. The time now is 10:20 AM.

Powered by vBulletin® Version 4.2.5
Copyright © 2022 vBulletin Solutions Inc. All rights reserved.

© www.champman0102.co.uk



Thread: October 2019 Data Update Technical Support

Thread Tools

23-07-19, 01:45 PM

#126

riise
0102Bet Mod

Join Date: 08-09-15
Posts: 3,525

Originally Posted by **caseyham10**

Now its saying i have to insert the CD-Rom? Any ideas? after installing the patch like instructed above it did start to work, without any errors but when in initialising stage it froze and i had to restart my pc which then the CD Rom error start appearing?

Thanks

You'll need to re-mount the .iso on your virtual drive. It'll differ from program-to-program but on my one I simply right click the icon and select 'Mount...'

23-07-19, 01:56 PM

#127

caseyham10
Youth Team Player

Join Date: 23-07-19
Posts: 4

Where do i do that? Sorry im not the best at the PC stuff. lol

23-07-19, 02:07 PM

#128

riise
0102Bet Mod

Join Date: 08-09-15
Posts: 3,525

Originally Posted by **caseyham10**

Where do i do that? Sorry im not the best at the PC stuff. lol

I assume that you have used a virtual clone drive rather than the physical CD to install the game? Take a look at the end of the first video in this post: <https://champman0102.co.uk/showthrea...481#post340481>

Shows how to run the game via the virtual drive.

23-07-19, 03:28 PM

#129

DavTheGooner
Youth Team Player

Join Date: 13-07-19
Posts: 1

Hi guys! keep getting an error after trying to update my game with the march 2019 patch. keep getting v3.9.60 index..cpp 5773

23-07-19, 03:36 PM

#130

Dermotron ◊
Sir Mergements
Director
Manager
VIP
Captain

Join Date: 15-12-11
Location: Your Mother
Posts: 29,995

Step #2 isn't done - Install the 3.9.68 patch

<https://champman0102.co.uk/showthread.php?t=3863>

Champman0102.co.uk Facebook Page
13000 followers and rising

November 2020 Data Update Out Now

23-07-19, 04:50 PM

#131

Redknapp69 ◊
Member of the Month
Social Media Mod

Join Date: 03-03-12
Posts: 28,262

Originally Posted by **Constar** ◊

I downloaded this but when i try to start a new game it says not enough memory- is this something i need to install/affect? i literally dont have anything else installed on this laptop

Run the game as administrator

23-07-19, 04:52 PM

#132

Redknapp69 ◊
Member of the Month
Social Media Mod

Join Date: 03-03-12
Posts: 28,262

Originally Posted by **m0hanty008** ◊

No luck trying to download using SendSpace link from the US.

Clicking download on sendspace takes me to registration page. Help me please.

Is your broadband provider/antivirus blocking the page?

30-07-19, 01:49 AM

#133

damani92 ◊
Youth Team Player

Join Date: 29-07-19
Posts: 2

I have followed all the steps, copied the data across and the game loads with the .68 patch however the data hasn't updated. What can I do to sort this?

Thank you

30-07-19, 07:50 AM

#134

riise ◊
0102Bet Mod

Join Date: 08-09-15
Posts: 3,525

Originally Posted by **damani92** ◊

I have followed all the steps, copied the data across and the game loads with the .68 patch however the data hasn't updated. What can I do to sort this?

Thank you

Are you running the game as administrator?

30-07-19, 01:49 PM

#135

scottc87 ◦
Youth Team Player

Join Date: 28-07-19
Posts: 1

hey guys, could someone please post the march 19 update via a different method as sendspace is not working for myself at all, have looked at all settings etc but no success.

thanks

30-07-19, 05:59 PM

#136

Redknapp69 ◦
Member of the Month
Social Media Mod

Join Date: 03-03-12
Posts: 28,262

antivirus blocking?

broadband provider blocking?

name a site and i'll upload it

30-07-19, 07:37 PM

#137

weekev82 ◦
Youth Team Player

Join Date: 10-07-19
Posts: 1

hi, the game works perfect after following all installation steps. if i close the game and leave the laptop turned on, it still works fine.

if i shut down the laptop and then try to start the game, it asks for me to insert disc. any help?

30-07-19, 08:52 PM

#138

MadScientist ◦
Director

Join Date: 26-09-18
Location: Brazil
Posts: 882

Originally Posted by **weekev82** ◦

hi, the game works perfect after following all installation steps. if i close the game and leave the laptop turned on, it still works fine.

if i shut down the laptop and then try to start the game, it asks for me to insert disc. any help?

remount iso

31-07-19, 01:18 AM

#139

damani92 ◦
Youth Team Player

Join Date: 29-07-19
Posts: 2

Originally Posted by **riise** ◦

Are you running the game as administrator?

Yes, I am running it as administrator. It still doesn't work.

I am out of ideas now!!

31-07-19, 01:33 PM

#140

Redknapp69 ◦
Member of the Month
Social Media Mod

Join Date: 03-03-12
Posts: 28,262

Originally Posted by **damani92** ◦

Yes, I am running it as administrator. It still doesn't work.

I am out of ideas now!!

Sounds like you haven't copied the data across correctly then - would suggest you try that again

03-08-19, 02:32 PM

#141

maksim tsigalko ◊
VIP

Join Date: 29-12-18
Posts: 64

Mate i had issues way back at start and thought id done everything but if you follow instructions correctly it will work. These guys know what there doing and the advice there giving you is what they gave me if you need a hand Private message me and al try and guide you in the right path

09-08-19, 05:57 PM

#142

Tafu87 ◊
Decent Young Player

Join Date: 19-06-19
Location: Parma, Italy
Posts: 51

Good evening guys, I installed the 2019 update and everything works fine, except for one problem: in the 2018/19 season in Italy, Parma and Frosinone should be in Serie A and instead are in Serie B. How can I resolve, please? Thank you

11-08-19, 03:16 PM

#143

MadScientist ◊
Director

Join Date: 26-09-18
Location: Brazil
Posts: 882

Originally Posted by **Tafu87** ◊

Good evening guys, I installed the 2019 update and everything works fine, except for one problem: in the 2018/19 season in Italy, Parma and Frosinone should be in Serie A and instead are in Serie B. How can I resolve, please? Thank you

Install saturn patch v7, it contains updated italian league structure:

Originally Posted by **saturn** ◊

Instructions:

1. Install the game and apply the official 3.9.68 patch.
2. Download the new Data folder and extract it. Delete the Data folder currently in your Championship Manager folder and paste the new Data folder in there.
3. Download the March 2019 update and extract the city.dat file only. Copy and paste it into your new Data folder.
4. Select, or if necessary request, an exe in post #2. Download the exe, extract it and paste it into your Championship Manager folder, overwriting the file already there.
5. Play.

11-08-19, 05:55 PM

#144

Tafu87 ◊
Decent Young Player

Join Date: 19-06-19
Location: Parma, Italy
Posts: 51

Thank you very much, the game for now works!

18-08-19, 11:39 PM

#145

ahmeds9 ◊
Youth Team Player

Join Date: 16-08-19
Posts: 2

Hi everyone, I'm new to the forum. I have been playing cm0102 since its inception. I have used data updates before and have never had issues that I couldn't overcome. I'm an AC Milan fan, and since I have applied the update, I have tried to play the game with Milan, but as soon as it comes to 15th December, the game just closes, no errors, no warning, just closes itself.

Any idea what the problem is?

I will try a different league and club, to see if I have the same issue.

I have the Tapani 2.2.1 patch, and everything else is fully updated.

19-08-19, 12:50 AM

#146

Redknapp69 ◦
Member of the Month
Social Media Mod

Join Date: 03-03-12
Posts: 28,262

Have you tried holidaying past the crash date?

20-08-19, 09:20 AM

#147

ahmeds9 ◦
Youth Team Player

Join Date: 16-08-19
Posts: 2

Yes I have tried to holiday apast the crash. Tried various leagues and clubs. I think its time for a complete wipe and reinstall.

26-08-19, 02:44 PM

#148

mrpig22 ◦
Youth Team Player

Join Date: 26-08-19
Posts: 2

cannot copy and replace files with march 2019 update

Hi I am trying to copy and replace march 2019 update files however keep getting below error, I have changed compatibility settings but still does not work any ideas?

Error access is denied. administrative privileges may be required.

26-08-19, 04:13 PM

#149

Dermotron ◦
Sir Mergements
Director
Manager
VIP
Captain

Join Date: 15-12-11
Location: Your Mother
Posts: 29,995

Right Click on the Championship Manager 01-02 folder, select Properties > Security > Edit. For Users (or Everyone), check the box for Modify and click the Ok option twice.

[Champman0102.co.uk Facebook Page](#)

13000 followers and rising

November 2020 Data Update Out Now

27-08-19, 12:55 PM

#150

mrpig22 ◦
Youth Team Player

Join Date: 26-08-19
Posts: 2

Great stuff thanks, all working now 😊

« "array access out of bounds" error caused by editor | Will there be CM 03/04 Download with updated squads etc...? »

Posting Permissions

You may not post new threads
You may not post replies
You may not post attachments
You may not edit your posts

BB code is On
Smilies are On
[IMG] code is On
[VIDEO] code is On
HTML code is Off

Forum Rules

-- Default Style



[Archive](#) [Web Hosting](#) [Top](#)

All times are GMT +1. The time now is 10:20 AM.

Powered by [vBulletin®](#) Version 4.2.5
Copyright © 2022 vBulletin Solutions Inc. All rights reserved.

© www.champman0102.co.uk



Forum Archived Threads October 2019 Data Update Technical Support

Page 7 of 17 First ... 3 4 5 6 7 8 9 10 11 ... Last

Results 151 to 175 of 403

Thread: October 2019 Data Update Technical Support

Thread Tools

14-10-19, 08:32 PM

#151

m77wls
Youth Team Player

Join Date: 14-10-19
Posts: 4

Hi, I have received my disk today via post. I have downloaded the game and then the si games patch have copied data files and placed them in program files on c drive. But each time i open the game i can only see 2001/02 squads. can anyone help on this. really struggling. Sorry if this is not the right thread but im brand new and dont know where to start

14-10-19, 08:48 PM

#152

riise
0102Bet Mod

Join Date: 08-09-15
Posts: 3,525

Originally Posted by **m77wls**

Hi, I have received my disk today via post. I have downloaded the game and then the si games patch have copied data files and placed them in program files on c drive. But each time i open the game i can only see 2001/02 squads. can anyone help on this. really struggling. Sorry if this is not the right thread but im brand new and dont know where to start

Sounds like you need to right-click the CM0102 icon and run the game 'as administrator'. You can see the [full step-by-step here](#), make sure you've done all steps. It's step 3 I'm talking about.

14-10-19, 08:55 PM

#153

m77wls
Youth Team Player

Join Date: 14-10-19
Posts: 4

No i have done steps 1 2 and 3 still no joy. I have the downloads on my disk i have copied them and replaced the data files in program files but still only squads from 01/02. very frustrating. appreciate the help though. im lost

14-10-19, 09:03 PM

#154

m77wls
Youth Team Player

Join Date: 14-10-19
Posts: 4

Have managed now thanks for all your help guys. great stuff

15-10-19, 05:15 AM

#155

Redknapp69 ◦
Member of the Month
Social Media Mod

Join Date: 03-03-12
Posts: 28,262

Good stuff - think I replied to you on ebay if you contacted us as well

20-10-19, 02:25 PM

#156

ozgur39 ◦
Youth Team Player

Join Date: 20-10-19
Posts: 2

problem with March 2019 update-Turkey

Hello from Turkey :-)

I've downloaded the new update today and installed according to proper steps, when I run the game and load a new game, it's all same with the October 2018 squads (even it shows March 2019 update in the beginning screen), for example, there is no Falcao in Galatasaray' squad in Turkey :-)

What could be a reason of this? What should I do?

Thank you for your help and wish the best for all of you :-)

Regards,

Özgür,

20-10-19, 03:03 PM

#157

Dermotron ◦
Sir Mergements
Director
Manager
VIP
Captain

Join Date: 15-12-11
Location: Your Mother
Posts: 29,995

Falcao wasn't at Gala in March 2019

[Champman0102.co.uk Facebook Page](#)
13000 followers and rising

November 2020 Data Update Out Now

20-10-19, 05:25 PM

#158

ozgur39 ◦
Youth Team Player

Join Date: 20-10-19
Posts: 2



Originally Posted by **Dermotron** ◦
Falcao wasn't at Gala in March 2019

Really sorry for that, I'm so embarrassed :-)
I dont know why I thought that was the new season's update :-)
waiting impatiently for it :-)
thank you for your reply and have a great day :-)
özgür

21-10-19, 03:01 PM

#159

Wescey ◦
Youth Team Player

Join Date: 30-12-18
Posts: 9

Hi! Im using Crossover for MAC and have a fresh install of the game. I also managed to update the game to 3.9.68.

However, im trying to update the Tapani patch filename (cmpatcher-2.21.1.exe) into Crossover. It doesn't seem to work though. Anyone have the same issue or could help me?

21-10-19, 05:27 PM

#160

starbuck ◊
Youth Team Player

Join Date: 03-07-19
Posts: 1

trying to install october 2019 update but when i click the download link all im getting is a blank sendspace page

21-10-19, 05:55 PM

#161

Redknapp69 ◊
Member of the Month
Social Media Mod

Join Date: 03-03-12
Posts: 28,262

Originally Posted by **starbuck** ◊

trying to install october 2019 update but when i click the download link all im getting is a blank sendspace page

This sendspace link seems fine and I just downloaded it

<https://champman0102.co.uk/downloads.php?do=file&id=384>

Click the big blue "download" box in middle of screen - you may need to do this twice as first time it may just open a pop up screen

Last edited by Dermotron; 21-10-19 at 06:43 PM.

21-10-19, 06:43 PM

#162

Dermotron ◊
Sir Mergements
Director
Manager
VIP
Captain

Join Date: 15-12-11
Location: Your Mother
Posts: 29,995

I've changed the link in the Download section to Mediafire, try that

Champman0102.co.uk Facebook Page
13000 followers and rising

November 2020 Data Update Out Now

21-10-19, 07:16 PM

#163

samlem ◊
Youth Team Player

Join Date: 08-11-12
Posts: 10

still wont load ?????? 🚫

21-10-19, 07:27 PM

#164

Dermotron ◊
Sir Mergements
Director
Manager
VIP
Captain

Join Date: 15-12-11
Location: Your Mother
Posts: 29,995

What won't load?

Champman0102.co.uk Facebook Page
13000 followers and rising

November 2020 Data Update Out Now

21-10-19, 07:37 PM

#165

samlem ◊
Youth Team Player

Join Date: 08-11-12
Posts: 10

game gets 3/4 loading and crashes out my pc

21-10-19, 07:55 PM

#166

Dermotron ◊
Sir Mergements
Director
Manager
VIP
Captain

Join Date: 15-12-11
Location: Your Mother
Posts: 29,995

Had you a patch (saturn/Tapani/nick+co) installed previously? It will only run on a clean install of the game and v3.9.68 patch
I've ran a season with all leagues on Max db today so the data works fine

Champman0102.co.uk Facebook Page
13000 followers and rising
November 2020 Data Update Out Now

21-10-19, 09:01 PM

#167

kaka10 ◊
Youth Team Player

Join Date: 08-10-12
Posts: 1

hi all the players are 18 years older ziyech is 40 years and rest o the player,s also how can i fix this

21-10-19, 09:06 PM

#168

Dermotron ◊
Sir Mergements
Director
Manager
VIP
Captain

Join Date: 15-12-11
Location: Your Mother
Posts: 29,995

Sounds like you've added the update to a patched exe. Remember this isn't a patch, just a data update. You'll need a clean cm0102.exe and then patch it again

Champman0102.co.uk Facebook Page
13000 followers and rising
November 2020 Data Update Out Now

21-10-19, 09:54 PM

#169

jonnyefc ◊
Decent Young Player

Join Date: 03-12-12
Posts: 80

Evening all,

Usually have no issues with the updates, but having one tonight.

Fresh install on win 10, applied the update, game loads, select england, gets to initialising game data and just hangs, ran as admin, tried xp comp 2 and 3, no joy, any ideas?

Thanks for all your hard work!

21-10-19, 09:57 PM

#170

Dermotron ◊
Sir Mergements
Director
Manager
VIP
Captain

Join Date: 15-12-11
Location: Your Mother
Posts: 29,995

Did you install the v3.9.68 before the update? That's needed for it to work

Champman0102.co.uk Facebook Page

November 2020 Data Update Out Now

21-10-19, 10:38 PM

#171

jonnyefc ◦
Decent Young Player

Join Date: 03-12-12
Posts: 80

Originally Posted by **Dermotron** ◻

Did you install the v3.9.68 before the update? That's needed for it to work

Yes, sorry, missed out that little detail.

I'll try running through it all again....

22-10-19, 06:19 PM

#172

maksim tsigalko ◦
VIP

Join Date: 29-12-18
Posts: 64

Error messages

Hi i installed the october 2019 update and followed steps and its saying everytime i reload my save error message saying v3.9.68 match_events..cpp3654 when i click continue and the error msg about 30 times it goes away.should i stop and reinstall or is it ok? as it skips error msg it doesnt crash game and can continue playing.i know the 3.9.68 is the updated version but dont know what rest means

22-10-19, 07:03 PM

#173

Van Hasashin ◦
Youth Team Player

Join Date: 21-10-19
Posts: 1

Hi guys! did anyone have problem with transfers in Polish League ? Clubs buy only players from its own league or national(poles) players from other leagues.Its a bit frustrating.

22-10-19, 07:39 PM

#174

Dermotron ◦
Sir Mergements
Director
Manager
VIP
Captain

Join Date: 15-12-11
Location: Your Mother
Posts: 29,995

That's correct. This is a Data Update, so 01/02 rules

Champman0102.co.uk Facebook Page

13000 followers and rising

November 2020 Data Update Out Now

22-10-19, 07:58 PM

#175

maksim tsigalko ◦
VIP

Join Date: 29-12-18
Posts: 64

Whats correct?are you answering my question ? lol 

Posting Permissions

You may not post new threads
You may not post replies
You may not post attachments
You may not edit your posts

BB code is On
Smilies are On
[IMG] code is On
[VIDEO] code is On
HTML code is Off

[Forum Rules](#)

-- Default Style

[Archive](#) [Web Hosting](#) [Top](#)

All times are GMT +1. The time now is 10:20 AM.

Powered by [vBulletin®](#) Version 4.2.5
Copyright © 2022 vBulletin Solutions Inc. All rights reserved.

© www.champman0102.co.uk



Thread: October 2019 Data Update Technical Support

Thread Tools

22-10-19, 08:08 PM

#176

sparky36
Youth Team PlayerJoin Date: 21-09-14
Posts: 16

ive downloaded the update,copied and paste but when i load game its still original database,all the files say october 19, any help would be appreciated thanks

22-10-19, 08:11 PM

#177

evesham
VIPJoin Date: 15-05-12
Posts: 2,379

did you double click the data folder, press paste and click overwrite files?

22-10-19, 08:17 PM

#178

sparky36
Youth Team PlayerJoin Date: 21-09-14
Posts: 16

yeah done that about 5 times

22-10-19, 08:22 PM

#179

evesham
VIPJoin Date: 15-05-12
Posts: 2,379

very strange, did it once, worked fine. Are you running the game as admin?

22-10-19, 08:26 PM

#180

sparky36
Youth Team PlayerJoin Date: 21-09-14
Posts: 16

yeah i think so but starting to doubt myself,checked that loads of times as well

22-10-19, 08:28 PM

#181

evesham ◦
VIP

Join Date: 15-05-12
Posts: 2,379

alls I could suggest, start from scratch, uninstall, reinstall, add the data 😞

22-10-19, 09:08 PM

#182

sparky36 ◦
Youth Team Player

Join Date: 21-09-14
Posts: 16

Originally Posted by **evesham** ◦

alls I could suggest, start from scratch, uninstall, reinstall, add the data 😞

yeah i probably will do
thanks for your help

23-10-19, 10:51 AM

#183

rkeeley ◦
Youth Team Player

Join Date: 19-10-19
Posts: 4

Sorry, I'm a bit new to this. Have followed the installation process but when i load a new game i still have the original database. I'm obviously doing something wrong. Any help would be appreciated?

23-10-19, 10:52 AM

#184

AMC ◦
CML Mod
Official Challenges Team

Join Date: 02-03-12
Posts: 8,399

Originally Posted by **rkeeley** ◦

Sorry, I'm a bit new to this. Have followed the installation process but when i load a new game i still have the original database. I'm obviously doing something wrong. Any help would be appreciated?

Make sure you're running the game as administrator.

23-10-19, 10:58 AM

#185

rkeeley ◦
Youth Team Player

Join Date: 19-10-19
Posts: 4

Thanks for the reply. I have followed exactly what the installation process said. I have an original copy of the game patched to 3.9.68 (or whatever it is). Copy and pasted the files into the data folder but old database still running. I'm on windows 7 but picked xp out of the options. Not sure if thats correct?

23-10-19, 11:05 AM

#186

Redknapp69 ◦
Member of the Month
Social Media Mod

Join Date: 03-03-12
Posts: 28,262

If you are running as administrator, wnsure you have copied AND PASTED/OVERWRITTEN the files correctly
Make sure you check the box in bottom left that says "perform this action for next "x" conflicts"

23-10-19, 11:09 AM

#187

I have done all this. Im new to updating the cm01/02 database but have done the same sort of things with the fm series. Thanks for any suggestions though

23-10-19, 01:15 PM


#188

Im getting a v3.9.68 setup..cpp 1672 error. Does anybody know what this refers to?

23-10-19, 01:44 PM

#189

Many thanks for all the effort.
I really appreciate all you people for the work you do for that other can enjoy this beautiful game.
On : I've followed the steps, installed the game, the last version 3.9.58 and all is working fine, the database is new, all transfer correct but I have one questions : how can I adjust the start date to 2019 ?
I've searched the forum but to many versions on how to do it ... What's the best option for enjoying the new database with current start date ?
Second q : Is there a version (patch) with the correct format of UCL ? The one with only one group stage, not two.


Thank you all 

23-10-19, 01:48 PM

#190

Originally Posted by **sinner** 

*Many thanks for all the effort.
I really appreciate all you people for the work you do for that other can enjoy this beautiful game.
On : I've followed the steps, installed the game, the last version 3.9.58 and all is working fine, the database is new, all transfer correct but I have one questions : how can I adjust the start date to 2019 ?
I've searched the forum but to many versions on how to do it ... What's the best option for enjoying the new database with current start date ?
Second q : Is there a version (patch) with the correct format of UCL ? The one with only one group stage, not two.*

Thank you all 

Tapani/Nicks patcher will sort the date out

UCL - no can do unfortunately!

23-10-19, 02:22 PM

#191

Originally Posted by **sparky36** 

*ive downloaded the update,copied and paste but when i load game its still original database,all the files say october 19, any help would be appreciated
thanks*

still no joy,ive uninstalled and reinstalled ,running as administrator, copied/pasted running v3.9.68 but still loads up old database any help ??

23-10-19, 02:45 PM

#192

Originally Posted by **m77wls**

Have managed now thanks for all your help guys. great stuff

what did you do? im struggling here, tried everything on this forum. still no luck

23-10-19, 03:46 PM

#193

Dermotron
Sir Mergements
Director
Manager
VIP
Captain

Join Date: 15-12-11
 Location: Your Mother
 Posts: 29,995

Originally Posted by **rkeeley**

Im getting a v3.9.68 setup..cpp 1672 error. Does anybody know what this refers to?

This caused by a missing .dat file. Copy all the files from October 2019 Data Update folder to your Championship Manager 01-02\Data folder.

Champman0102.co.uk Facebook Page

13000 followers and rising

November 2020 Data Update Out Now

23-10-19, 07:29 PM

#194

sparky36
Youth Team Player

Join Date: 21-09-14
 Posts: 16

i still cant get the update ive done everything people have been saying on here, follow all the instructions but it still loads the old database please please please someone help before i smash my laptop to bits 🤪

23-10-19, 07:34 PM

#195

Dermotron
Sir Mergements
Director
Manager
VIP
Captain

Join Date: 15-12-11
 Location: Your Mother
 Posts: 29,995

What created dates are on the files in the folder?

Champman0102.co.uk Facebook Page

13000 followers and rising

November 2020 Data Update Out Now

23-10-19, 07:38 PM

#196

sparky36
Youth Team Player

Join Date: 21-09-14
 Posts: 16

23/10/2019

23-10-19, 07:45 PM

#197

Dermotron
Sir Mergements
Director
Manager
VIP
Captain

Join Date: 15-12-11
 Location: Your Mother
 Posts: 29,995

Right click on all of these and go to Properties > Compatibility > check Run As Administrator (you shouldn't need to change compatibility - if you do, select Windows XP Service Pack 3)

cm0102.exe
cm0102ed.exe
cm0102_GDI.exe
piced.exe

Then on the Championship Manager 01-02 folder right click > Properties > Security > highlight User then click Edit > highlight Users again and tick Modify underneath. Click Apply then Ok

After that the only thing I can think of is the October 2019 Data Update folder is in the Data folder as opposed to replacing the files in there.

Last edited by Dermotron; 08-01-20 at 03:20 PM.

Champman0102.co.uk Facebook Page
13000 followers and rising

November 2020 Data Update Out Now

23-10-19, 07:49 PM

#198

sparky36 ◊
Youth Team Player

Join Date: 21-09-14
Posts: 16

if its the latter how do i go about changing that ?

23-10-19, 07:53 PM

#199

Dermotron ◊
Sir Mergements
Director
Manager
VIP
Captain

Join Date: 15-12-11
Location: Your Mother
Posts: 29,995

Open the October 2019 Data Files folder, press CTRL + A together, then CTRL + C. Move up one level to the Championship Manager 01-02\Data folder and press CTRL + P

(CTRL + A = select all, CTRL + C = Copy all/any selected files, CTRL + P = paste copied files)

When asked to overwrite tick Copy and Replace (or Replace files in the Destination) all

Champman0102.co.uk Facebook Page
13000 followers and rising

November 2020 Data Update Out Now

23-10-19, 08:06 PM

#200

sparky36 ◊
Youth Team Player

Join Date: 21-09-14
Posts: 16

thank you sorted it,it was latter appreciate all your help 😊

« "array access out of bounds" error caused by editor | Will there be CM 03/04 Download with updated squads etc...? »

Posting Permissions

You may not post new threads
You may not post replies
You may not post attachments
You may not edit your posts

BB code is On
Smilies are On
[IMG] code is On
[VIDEO] code is On
HTML code is Off

Forum Rules

-- Default Style



[Archive](#) [Web Hosting](#) [Top](#)

All times are GMT +1. The time now is 10:20 AM.

Powered by [vBulletin®](#) Version 4.2.5
Copyright © 2022 vBulletin Solutions Inc. All rights reserved.

© www.champman0102.co.uk



Thread: October 2019 Data Update Technical Support

Thread Tools

23-10-19, 08:24 PM

#201

maksim tsigalko
VIP

Join Date: 29-12-18
Posts: 64

Player getting 2 different incidents 1 ban????? 🤔 Check images

<https://drive.google.com/open?id=14Q...PxxrgwHclpFjnf>

<https://drive.google.com/open?id=14V...A5TX-iO107FdNI>

23-10-19, 08:50 PM

#202

TomH
Youth Team Player

Join Date: 23-10-19
Posts: 1

Does this work on Mac? When I try to download it takes me to a page saying 'site cant be reached'

23-10-19, 09:02 PM

#203

Redknapp69
Member of the Month
Social Media Mod

Join Date: 03-03-12
Posts: 28,262

Originally Posted by **TomH**

Does this work on Mac? When I try to download it takes me to a page saying 'site cant be reached'

Some of our members have it got it to work on MAC – see these threads for hints and tips

<http://www.champman0102.co.uk/showthread.php?t=1115>

<http://champman0102.co.uk/showthread.php?t=319>

<http://champman0102.co.uk/showthread.php?t=377>

23-10-19, 09:04 PM

#204

Redknapp69
Member of the Month
Social Media Mod

Join Date: 03-03-12
Posts: 28,262

Originally Posted by **rkeeley**

Im getting a v3.9.68 setup..cpp 1672 error. Does anybody know what this refers to?

Are you missing the city.dat file in your Data folder? If so Download the update and copy and paste the city.dat file from there into your Data folder

23-10-19, 11:01 PM

#205

maksim tsigalko
VIP

Join Date: 29-12-18
Posts: 64

Hi im having problem with October 19 update game, Could someone please tell me whats wrong i followed installation steps and game was coming up the 1st small error message image link below and then into november the big error message 2nd image appeared and wont let me go by it. so i reinstalled game and still same problem. i also applied cmpatcherV120 mods at beginning of game which is image 3. If some1 could direct me in the right way of fixing this game as would be gutted to have to start again. Plus tried donloading tapini 2.12 its coming up this message from mediawire in Image 4
Many Thanks

IMAGE 1- <https://drive.google.com/open?id=14w...Ij9nWbyJ3Azjig>

IMAGE 2- https://drive.google.com/open?id=14y..._a2Wq3pyJ3-E0H

IMAGE 3- <https://drive.google.com/open?id=150...W-RA0515sruCQV>

IMAGE 4- <https://drive.google.com/open?id=15G...epYLHasZREYIxt>

Last edited by maksim tsigalko; 23-10-19 at 11:49 PM.

25-10-19, 09:41 AM

#206

Dermotron
Sir Mergements
Director
Manager
VIP
Captain

Join Date: 15-12-11
Location: Your Mother
Posts: 29,995

I'd suggest not making the China and Korea swap. Realistically this isn't an issue with the data update, rather the patch is messing something up

Champman0102.co.uk Facebook Page
13000 followers and rising

November 2020 Data Update Out Now

26-10-19, 05:34 PM

#207

tonytops
Youth Team Player

Join Date: 19-10-19
Posts: 5

downloaded the new october, when playing the game, all players are now aged up and around 50 years old?? did i do something wrong??

26-10-19, 05:41 PM

#208

Dermotron
Sir Mergements
Director
Manager
VIP
Captain

Join Date: 15-12-11
Location: Your Mother
Posts: 29,995

Yeah, you've put the data over a patched exe that puts the ages forward 18 years.

I'd recommend this rather than any re-install's <https://champman0102.co.uk/showthread...469#post460469>

Champman0102.co.uk Facebook Page
13000 followers and rising

November 2020 Data Update Out Now

tonytops ◦
Youth Team Player

Join Date: 19-10-19
Posts: 5

excellent thanks, done all that, everything looks good, but the transfer funds and value of players is way way out??

Redknapp69 ◦
Member of the Month
Social Media Mod

Join Date: 03-03-12
Posts: 28,262

In which way - too high or low?

tonytops ◦
Youth Team Player

Join Date: 19-10-19
Posts: 5

too low, for example, Aguero is only worth 9.75m, and Man City only have about 9mil to spend on transfers.....

Redknapp69 ◦
Member of the Month
Social Media Mod

Join Date: 03-03-12
Posts: 28,262

Originally Posted by **tonytops** ◦

too low, for example, Aguero is only worth 9.75m, and Man City only have about 9mil to spend on transfers.....

Tried using a Saturn/Nick patch with "modern" values?

Gaurav ◦
Youth Team Player

Join Date: 20-07-15
Posts: 7

"PLEASE INSERT THE DISC" ERROR

HI I HAVE ERROR OF "PLEASE INSERT THE DISC" WHILE LOADING MY SAVED GAME. I AM PLAYING IN OCTOBER 2019 UPDATE WITH CMPATCHER, I HAVE ALREADY COMPLETED 1.5 YEARS WITHOUT ANY ERROR BUT NOW IT IS SHOWING THIS.

Mark ◦
Chairman

Join Date: 31-10-11
Posts: 29,427

Mount the .iso file to your virtual drive again.

Gaurav ◦
Youth Team Player

Join Date: 20-07-15
Posts: 7

IT WORKED, THANK YOU

Reborn7 ◦
Youth Team Player

Join Date: 28-07-19
Posts: 2

I'm having numerous error pop ups about teams having lesser first team players...any fix on this? Everything worked well until feb 2020 and these pop up errors started.

28-10-19, 03:34 PM

#217

MadScientist ◦
Director

Join Date: 26-09-18
Location: Brazil
Posts: 882

Originally Posted by **Reborn7** »

I'm having numerous error pop ups about teams having lesser first team players...any fix on this? Everything worked well until feb 2020 and these pop up errors started.

This is normal, just skip the erros

28-10-19, 05:17 PM

#218

kjcmc ◦
Youth Team Player

Join Date: 27-02-19
Posts: 2

I've updated and playing in Tapani's 2.21.1 Patch, everything seems fine but I can't get past 11th January 2020. I've tried a few different leagues, smaller database - no matter what, whenever I hit continue on 11th January 2020 it'll run some matches in background and then kick me out of the game entirely. Every time, on 11th January 2020.

Any thoughts?

28-10-19, 05:21 PM

#219

MadScientist ◦
Director

Join Date: 26-09-18
Location: Brazil
Posts: 882

Originally Posted by **kjcmc** »

I've updated and playing in Tapani's 2.21.1 Patch, everything seems fine but I can't get past 11th January 2020. I've tried a few different leagues, smaller database - no matter what, whenever I hit continue on 11th January 2020 it'll run some matches in background and then kick me out of the game entirely. Every time, on 11th January 2020.

Any thoughts?

Tapani patch alone may not be stable for 2019 start year, Try with saturn v8 patch <https://champman0102.co.uk/showthread.php?t=13242>, it includes tapani patch and is stable for 2019 start year

28-10-19, 05:38 PM

#220

kjcmc ◦
Youth Team Player

Join Date: 27-02-19
Posts: 2

Cheers! I'll try that.

28-10-19, 10:06 PM

#221

taraletti ◦
Youth Team Player

Join Date: 28-10-19
Posts: 4

Hello! First of all thanks for all the hard work. I do have the march update but now I have big issues. I have all the steps recommended and go to new game and gives me a lots of errors that when I go out and want to begin a game just crash and the games exit...

Here are the first of several warnings <https://imgur.com/a/rOC9nA4>

And here's the crash <https://imgur.com/a/rk6L1QD>

Last edited by taraletti; 28-10-19 at 10:13 PM.

28-10-19, 10:55 PM

#222

You are trying to play this update on an old Saturn patch

If you want the new update and play with Saturn patch then use the new V8 patch he recently released (in patches section)

29-10-19, 12:12 PM

#223

Wezza
Hot Prospect for the Future

Join Date: 03-03-12
Posts: 205

Originally Posted by Mars56

Hello!

Run my first season with no issues but once I try to progress past 19.06.19 the game crashes with no error message...

I'm running Windows 10. Is there any other info I can provide to help?

Thanks.

any other fixes for this?

29-10-19, 03:33 PM

#224

conanius
Youth Team Player

Join Date: 10-06-19
Posts: 5

Hi Folks,

New to the dream and joy that is the Saturn & Nick way of life.

Just gone through Post 1 (3.6.98, right data folder, run as admin, Win XP SP3 compat mode etc) on my Win 10 machine, but i can't get the game to load. I get a black screen, mouse icon changes to a football, then after a second or two it bins back out to desktop.

Only change on the Nick patcher was the resolution - to recommended 1200x800 - but even without that it wont work.

Tried a fresh install - no joy.

The only thing I have found any remote correlation with, is changing the resolution for the EXE to a really low one (EG 800x600) means I get the black screen for a bit longer.

I should say, prior to trying the updated data it was working great on the 2018 oct data

Feels like stupidity on my part - help?

29-10-19, 03:59 PM

#225

masovna
Youth Team Player

Join Date: 22-03-17
Posts: 3

Hello guys, good update on players....just don't know if it is because of this update or some other bug but I've played CL final with Real Madrid against Liverpool, and 70% of players for both teams were on international duty...

I don't think that can happen in real world, I barely patched some team to play :/

Posting Permissions

You may not post new threads
You may not post replies
You may not post attachments
You may not edit your posts

BB code is On
Smilies are On
[IMG] code is On
[VIDEO] code is On
HTML code is Off

Forum Rules

-- Default Style



[Archive](#) [Web Hosting](#) [Top](#)

All times are GMT +1. The time now is 10:20 AM.

Powered by [vBulletin®](#) Version 4.2.5
Copyright © 2022 vBulletin Solutions Inc. All rights reserved.

© www.champman0102.co.uk



Thread: October 2019 Data Update Technical Support

Thread Tools

29-10-19, 04:59 PM

#226

Dermotron
Sir Mergements
Director
Manager
VIP
Captain

Join Date: 15-12-11
Location: Your Mother
Posts: 29,995

So does the game load with game installed, v3.9.68 patch and nothing else? If it does add the October Data Update and check again (this should affect anything anyhow).

Champman0102.co.uk Facebook Page
13000 followers and rising

November 2020 Data Update Out Now

29-10-19, 07:42 PM

#227

oktayovich
Youth Team Player

Join Date: 07-09-19
Posts: 2

After all the necessary downloads I start the game and 6 months before the memory error and throws out of the game. win 10 Please help me

29-10-19, 07:44 PM

#228

oktayovich
Youth Team Player

Join Date: 07-09-19
Posts: 2

I'm installing the game. I'm installing 3.68. I'm installing a tapani patch. I am updating the data march 2019. I start the game. The first half of the season ends when the memory error and throws the game. help

29-10-19, 08:19 PM

#229

tonytops
Youth Team Player

Join Date: 19-10-19
Posts: 5

Able to recommend the right patch? so far ive installed the October update, reinstalled the exe, and im still left with the transfer money issue.....all i want to do is play the game hahaha

29-10-19, 10:19 PM

#230

saturn ◊
Programmer
VIP

Join Date: 18-03-14
Posts: 1,240

Originally Posted by **masovna** ◊

Hello guys, good update on players....just don't know if it is because of this update or some other bug but I've played CL final with Real Madrid against Liverpool, and 70% of players for both teams were on international duty... I don't think that can happen in real world, I barely patched some team to play :/

Are you playing on my patch? I might have to move the Champions League back a week as international players get called up eight or nine days before the Euros, not the usual three days before other international dates.

29-10-19, 11:52 PM

#231

Redknapp69 ◊
Member of the Month
Social Media Mod

Join Date: 03-03-12
Posts: 28,262

Originally Posted by **tonytops** ◊

Able to recommend the right patch? so far ive installed the October update, reinstalled the exe, and im still left with the transfer money issue.....all i want to do is play the game hahaha

Which patch are you using?

- - - Updated - - -

Originally Posted by **oktayovich** ◊

I'm installing the game. I'm installing 3.68. I'm installing a tapani patch. I am updating the data march 2019. I start the game. The first half of the season ends when the memory error and throws the game. help

Running game as administrator and have compatability enabled?

30-10-19, 07:39 PM

#232

tonytops ◊
Youth Team Player

Join Date: 19-10-19
Posts: 5

Saturn v7+ patch

30-10-19, 08:34 PM

#233

ah786 ◊
Youth Team Player

Join Date: 27-06-16
Posts: 17

Hi just installed the october 2019 update on windows 10 with saturn patch v8+ im playing the game but the commentary is very slow even though i have it on very fast. any help would be appreciated. Thanks

30-10-19, 11:13 PM

#234

Dermotron ◊
Sir Mergements
Director
Manager
VIP
Captain

Join Date: 15-12-11
Location: Your Mother
Posts: 29,995

You need to use Nick+Co's patcher to change the game speed settings

ah786 ◦
Youth Team Player

Join Date: 27-06-16
Posts: 17

Originally Posted by **Dermotron** ◻

You need to use Nick+Co's patcher to change the game speed settings

what speed shall I change it to please?

conanius ◦
Youth Team Player

Join Date: 10-06-19
Posts: 5

Originally Posted by **Dermotron** ◻

So does the game load with game installed, v3.9.68 patch and nothing else? If it does add the October Data Update and check again (this should affect anything anyhow).

1. Install the game and apply the official 3.9.68 patch. - **Works**
2. Download the new Data folder and extract it. Delete the Data folder currently in your Championship Manager folder and paste the new Data folder in there. - **Works**
3. Download the October 2019 update and extract the city.dat file only. Copy and paste it into your new Data folder. - **Works**
4. Download the patched cm0102.exe from here. Copy and paste it into your Championship Manager folder, overwriting the file already there. - **Doesn't work**. I've tried redownloading the exe no difference. The screen goes black, I get the football icon, no sound, and then after a few seconds it flicks back to desktop and the app is closed
5. Download Nick's patcher, select the options you desire, and play. - Using version 1.22. Set the resolution to recommended (1200x800) - **still no joy**. Exactly the same error behaviour as above.

I've obviously done the normal stuff such as run as Admin, Win XP SP3 compat mode, etc.

Dermotron ◦
Sir Mergements
Director
Manager
VIP
Captain

Join Date: 15-12-11
Location: Your Mother
Posts: 29,995

Steps 2 and 3 are essentially the same thing unless Step 2 is saturn's data.

I'd recommend doing steps 1-4 below and see how things go i.e. forget about changing resolutions. From what I can gather **all** the changes from Nick+Co's patcher shouldn't be applied, start with basic ones like Game Speed, Currency and use the Save option each time, this way you can use the Restore option when something isn't working.

Originally Posted by **saturn**

*So, to summarise the **instructions: [DIFFERENT FROM PREVIOUS RELEASES]***

1. *Install the game and apply the official 3.9.68 patch.*
2. *Download the new Data folder and extract it. Delete the Data folder currently in your Championship Manager folder and paste the new Data folder in there.*
3. *Download the October 2019 update and extract the city.dat file only. Copy and paste it into your new Data folder.*
4. *Download the patched cm0102.exe from here. Copy and paste it into your Championship Manager folder, overwriting the file already there.*
5. *Download Nick's patcher, select the options you desire, and play.*

Technically our October 2019 Data Update works fine, it's the patches that are the issue - so for this and other posts like it I'll move them after awhile. It's best to have people get going first - even though there are now 3 threads are discussing the same type of issues.

Champman0102.co.uk Facebook Page
13000 followers and rising

November 2020 Data Update Out Now

conanius ◦
Youth Team Player

Join Date: 10-06-19
Posts: 5

So not sure I've been clear - those are literally the steps I've followed.

The issue is something in the patched EXE so I'll have to go back to just using the Oct 19 data update.

Do you have any suggestions where am I supposed to try and get help with these issues ?

31-10-19, 09:26 PM

#239

Dermotron ◊
Sir Mergements
Director
Manager
VIP
Captain

Join Date: 15-12-11
Location: Your Mother
Posts: 29,995

Here <https://champman0102.co.uk/showthrea...t=13242&page=4> or here <https://champman0102.co.uk/showthrea...=11661&page=13>
I'd say

Champman0102.co.uk Facebook Page
13000 followers and rising

November 2020 Data Update Out Now

01-11-19, 11:47 PM

#240

zenabooo ◊
Youth Team Player

Join Date: 01-11-19
Posts: 10

Hello...my game stops at 01 august with this update...any suggestion?

Thank you

02-11-19, 12:13 AM

#241

Redknapp69 ◊
Member of the Month
Social Media Mod

Join Date: 03-03-12
Posts: 28,262

Any patches loaded e.g Saturn/Nick/Tapani?

What leagues loaded?

Tried holidaying past the date?

02-11-19, 03:38 AM

#242

taraletti ◊
Youth Team Player

Join Date: 28-10-19
Posts: 4

Originally Posted by **Redknapp69**

You are trying to play this update on an old Saturn patch

If you want the new update and play with Saturn patch then use the new V8 patch he recently released (in patches section)

I have days following the steps of saturn patch but again, it just crash

edit: made it, uninstall everything, install again and applied the instruction only of the update and I'm running it right now

Last edited by taraletti; 02-11-19 at 03:55 AM.

02-11-19, 01:28 PM

#243

bertski ◊
Youth Team Player

Join Date: 22-10-19
Posts: 1

Hello,

Didnt find my saved game back in the list, but still there in the cm0102 folder. When I type manually the name, I get this message?

02-11-19, 06:19 PM

#244

MadScientist ◊
Director

Join Date: 26-09-18
Location: Brazil
Posts: 882

Originally Posted by **tonytops**

Saturn v7+ patch

v7 patch and october 2019 aren't compatible. You need to use v8 patch for october 2019 data

02-11-19, 07:27 PM

#245

zenaboo ◊
Youth Team Player

Join Date: 01-11-19
Posts: 10

nope...installed the game, put the patch and load italian serie a only

02-11-19, 07:34 PM

#246

zenaboo ◊
Youth Team Player

Join Date: 01-11-19
Posts: 10

In holiday the game stops too...

02-11-19, 08:30 PM

#247

Redknapp69 ◊
Member of the Month
Social Media Mod

Join Date: 03-03-12
Posts: 28,262

Running the game as administrator and have comptability enabled?

What year is it in game?

02-11-19, 08:32 PM

#248

Redknapp69 ◊
Member of the Month
Social Media Mod

Join Date: 03-03-12
Posts: 28,262

Originally Posted by **bertski**

Hello,

Didnt find my saved game back in the list, but still there in the cm0102 folder. When I type manually the name, I get this message?

What message?

Try moving the save game to elsewhere (e.g desktop) then look to load it from that area

03-11-19, 02:33 PM

#249

MauroG ◊
Hot Prospect for the Future

Join Date: 04-11-15
Posts: 115

Can i make Octobe19r data work with Satrun V7?

Last edited by MauroG; 03-11-19 at 02:39 PM.

03-11-19, 03:12 PM

#250

MadScientist ◊
Director

Join Date: 26-09-18
Location: Brazil
Posts: 882

Originally Posted by **MauroG**

Can i make Octobe19r data work with Satrun V7?

Not out of the box, but why would you want that anyway? v8 is the most updated one and compatible with oct19.

« "array access out of bounds" error caused by editor | Will there be CM 03/04 Download with updated squads etc...? »

Posting Permissions

You may not post new threads
You may not post replies
You may not post attachments
You may not edit your posts

BB code is On
Smilies are On
[IMG] code is On
[VIDEO] code is On
HTML code is Off

Forum Rules

-- Default Style

[Archive](#) [Web Hosting](#) [Top](#)

All times are GMT +1. The time now is 10:20 AM.

Powered by [vBulletin®](#) Version 4.2.5
Copyright © 2022 vBulletin Solutions Inc. All rights reserved.

© www.champman0102.co.uk



Forum Archived Threads October 2019 Data Update Technical Support

Page 11 of 17 First ... 7 8 9 10 11 12 13 14 15 ... Last

Results 251 to 275 of 403

Thread: October 2019 Data Update Technical Support

Thread Tools

03-11-19, 06:59 PM

#251

Prefunctory
Youth Team Player

Join Date: 17-06-18
Posts: 8

I get error 7784 when trying to create a new game. Not sure of its significance, as it still allows me to play the game. Anyone had similar? I've extensively tried reinstalling several times - and can not for the life of me see what I am doing incorrectly.

edit: wrong thread. /sorry

Last edited by Prefunctory; 03-11-19 at 07:09 PM.

03-11-19, 07:11 PM

#252

Prefunctory
Youth Team Player

Join Date: 17-06-18
Posts: 8

I get error 7784 when trying to create a new game. Not sure of its significance, as it still allows me to play the game. I've extensively tried reinstalling several times - and can not for the life of me see what I am doing incorrectly.

So far (half a season played) I have not had a crash, but of course I'm expecting it to crash at some point. Have anyone had the same error - or happen to know the cause of it?

03-11-19, 09:32 PM

#253

Redknapp69
Member of the Month
Social Media Mod

Join Date: 03-03-12
Posts: 28,262

Whats the full error?

04-11-19, 12:22 PM

#254

sou1pessego
Youth Team Player

Join Date: 06-10-12
Posts: 4

Hello everyone.

I had no troubles installing the update and i had already played the game with that smile of the old times. However today i came back to play a little bit more and my save game doesn't show in the load game menu. I search it in the game fold and the save file is there. Why isn't it showing in the game load menu?

I hope you can help me.
Cheers.

04-11-19, 03:36 PM

#255

zenaboo ◊
Youth Team Player

Join Date: 01-11-19
Posts: 10

Yeah...runing the game as adm and compatibility

01 August 2001

Ive retire my coach, click to keep playing and it works now... 😊

PROBLEM AGAIN

The game stops again a few weeks later...

Last edited by zenaboo; 04-11-19 at 04:33 PM.

04-11-19, 05:41 PM

#256

Redknapp69 ◊
Member of the Month
Social Media Mod

Join Date: 03-03-12
Posts: 28,262

Is the game looking for it in correct path/folder?

Try moving the save game to a different area and then search for it there?

Also, ensure you are running the game as administrator

04-11-19, 07:23 PM

#257

LBernardoB ◊
Youth Team Player

Join Date: 21-07-19
Posts: 1

Hello first all thanks for this data update, so far so good.

I hope im asking in the right place, but i have one small doubt.

Can i download a tactic rom the site and put in the "tactics" folder where i have my game installed, or its going to create some problems?

04-11-19, 11:00 PM

#258

Dermotron ◊
Sir Mergements
Director
Manager
VIP
Captain

Join Date: 15-12-11
Location: Your Mother
Posts: 29,995

No, they are fine to use 🤖

Champman0102.co.uk Facebook Page
13000 followers and rising

November 2020 Data Update Out Now

05-11-19, 12:10 PM

#259

sou1pessego ◊
Youth Team Player

Join Date: 06-10-12
Posts: 4

Originally Posted by **Redknapp69** »

Is the game looking for it in correct path/folder?

Try moving the save game to a different area and then search for it there?

Also, ensure you are running the game as administrator

I did all that...the file is in the CM folder of program files(86x) but simply doesn't appear in the game load menu.

05-11-19, 01:16 PM

#260

sou1pessego
Youth Team Player

Join Date: 06-10-12
Posts: 4

Originally Posted by **sou1pessego**

Hello everyone.

*I had no troubles installing the update and i had already played the game with that smile of the old times. However today i came back to play a little bit more and my save game doesn't show in the load game menu. I search it in the game fold and the save file is there. Why isn't it showing in the game load menu?
I hope you can help me.
Cheers.*

I uninstalled the game and re-installed. Done everything like its supposed to do but the save still doesn't appearing in the game load menu but it is in the folder!

This is sad...

05-11-19, 07:29 PM

#261

saturn
Programmer
VIP

Join Date: 18-03-14
Posts: 1,240

Does manually typing the name of the save game into the 'File :' box work?

07-11-19, 07:56 PM

#262

Dermotron
Sir Mergements
Director
Manager
VIP
Captain

Join Date: 15-12-11
Location: Your Mother
Posts: 29,995

27th of December is the World Cup draw (even though its preset).

Is there a nation that's in the 2002 WC not loading?

As for advice, holidaying past it might work

[Champman0102.co.uk Facebook Page](#)
13000 followers and rising

November 2020 Data Update Out Now

07-11-19, 08:03 PM

#263

bingobango99
Youth Team Player

Join Date: 04-11-19
Posts: 2

Hi guys - I may have found a problem with the Oct 2019 Update.

I am getting the December 27th 2001 evening crash (CM jsut hangs, I have left to run for 2 hours). I have 3968 update and the Oct 2019 data update (compatability mode on, run as admin etc). No other patches of any kind.

I think it may be related to the Spain B league. I had a previous save game with all leagues and max database, but without Spain B and had no issues.

On this save game I have England + Conference, Finland(!), France, Italy, USA and Spain (+Division B) leagues selected.

Is there any advice I can follow or any way I can edit my save to try and get it working again?

Thanks for all your great work - I would advise anyone who doesn't want the heartbreak npt to go for the Spain B league as a precaution!

UPDATE: This happens a day after the "Updating Data" message...

07-11-19, 08:04 PM

#264

bingobango99 ◦
Youth Team Player

Join Date: 04-11-19
Posts: 2

Sorry for double-posting, I got a forum error.

Thanks for the reply! I tried holidaying several times and no joy...
What do you mean by a nation not loading...? 😊

07-11-19, 09:48 PM

#265

Dermotron ◦
Sir Mergements
Director
Manager
VIP
Captain

Join Date: 15-12-11
Location: Your Mother
Posts: 29,995

If it doesn't load for some reason, the WC draw will be wrong. So the 32 that play in the 2002 edition of the World Cup should always be the same

This has worked some <https://champman0102.co.uk/showthrea...472#post421472>

Champman0102.co.uk Facebook Page
13000 followers and rising

November 2020 Data Update Out Now

08-11-19, 10:13 AM

#266

Skaata ◦
Youth Team Player

Join Date: 13-02-19
Posts: 10

Hello,
I got a problem. I installed the game and followed the instructions. I have played for 6 seasons with no crashes and no error messages. On August 1, 2025 the game kicks me out to windows. No error messages, nothing.
I tried going on holiday, but its not helping.

Version 3.9.68T Tapani v.2.22 +S8

I remember a similar crash on the original data base, also happening august one (after 1 year of playing).
It was some issue with the Argentinian league that made the game crash.

I would appreciate some help, It would be sad not be able to continue after 6 seasons of CM.

08-11-19, 02:27 PM

#267

sparky36 ◦
Youth Team Player

Join Date: 21-09-14
Posts: 16

hi im getting a hall of fame error not sure exact code but it completely wipes off my save, its done it twice now 1st time about 6 months in and the second time around 18 months in
thanks

08-11-19, 08:22 PM

#268

FS ◦
Youth Team Player

Join Date: 08-11-19
Posts: 4

Hi guys.
1st post, since i'm new here.

I followed the instructions in the tech support thread (compatibility issues etc) and the game initiates, no problem there.
But when i try to start a new save , it stalls in "initiating game data".
Did this happen to anyone?

Thanks.

Redknapp69 ◦
Member of the Month
Social Media Mod

Join Date: 03-03-12
Posts: 28,262

Originally Posted by **FS** ◻

Hi guys.
1st post, since i'm new here.

I followed the instructions in the tech support thread (compatibility issues etc) and the game initiates, no problem there.
But when i try to start a new save , it stalls in "initiating game data".
Did this happen to anyone?

Thanks.

Run the game as administrator

- - - Updated - - -

Originally Posted by **sparky36** ◻

hi im getting a hall of fame error not sure exact code but it completely wipes off my save, its done it twice now 1st time about 6 months in and the second time around 18 months in
thanks

Whats the full error message?

09-11-19, 11:08 AM

#270

redmitzi ◦
Youth Team Player

Join Date: 25-08-19
Posts: 1

Error December 27 th

Hello.I have the last version of the game. I started a new season in Scotland. But the game cracked in the first season, on December 27th. Any help?

09-11-19, 03:27 PM

#271

MadScientist ◦
Director

Join Date: 26-09-18
Location: Brazil
Posts: 882

Originally Posted by **redmitzi** ◻

Hello.I have the last version of the game. I started a new season in Scotland. But the game cracked in the first season, on December 27th.
Any help?

run as admin with xp sp3 compat

10-11-19, 03:00 PM

#272

lisa ◦
Youth Team Player

Join Date: 10-11-19
Posts: 9

Hi chaps, done the full update with saturn patch etc, but all the ages are messed up, Moise Kean is 1, Renier is 38. Any ideas ?

10-11-19, 11:29 PM

#273

Redknapp69 ◦
Member of the Month
Social Media Mod

Join Date: 03-03-12
Posts: 28,262

Sounds like you've applied patches more than once

Would suggest an uninstall and re-install from scratch again

11-11-19, 07:21 AM

#274

lisa o
Youth Team Player

Join Date: 10-11-19
Posts: 9

Cheers hun, will give it a go.

12-11-19, 03:16 PM

#275

sou1pessego o
Youth Team Player

Join Date: 06-10-12
Posts: 4

HELPPPPP

i'm trully happy for this update. Thank you once again.

I'm just upstet because i started a new game, i played 2 days in a row almost not stopping, then i saved it. Now that i go to the game load menu the save file is not there but it appears in the championship manager folder.

What can i do? Help me please

« "array access out of bounds" error caused by editor | Will there be CM 03/04 Download with updated squads etc...? »

Posting Permissions

You may not post new threads	BB code is On
You may not post replies	Smilies are On
You may not post attachments	[IMG] code is On
You may not edit your posts	[VIDEO] code is On
	HTML code is Off
	Forum Rules

-- Default Style

[Archive](#) [Web Hosting](#) [Top](#)

All times are GMT +1. The time now is 10:20 AM.

Powered by [vBulletin®](#) Version 4.2.5
Copyright © 2022 vBulletin Solutions Inc. All rights reserved.

© www.champman0102.co.uk



Thread: October 2019 Data Update Technical Support

Thread Tools

12-11-19, 03:58 PM

#276

Dermotron ◊
Sir Mergements
Director
Manager
VIP
Captain

Join Date: 15-12-11
Location: Your Mother
Posts: 29,995

Try this [https://champman0102.co.uk/showthrea...706#post461706](https://champman0102.co.uk/showthread.php?p=461706)

Champman0102.co.uk Facebook Page
13000 followers and rising

November 2020 Data Update Out Now

13-11-19, 05:29 PM

#277

tom_clarke_6 ◊
Youth Team Player

Join Date: 27-08-12
Posts: 36

Hi everyone. Im on the v8 patch. Second season, about 10 games in with Kaiserslautern, and the game closes as soon as load my save. Any ideas what might be causing this?

13-11-19, 05:41 PM

#278

Redknapp69 ◊
Member of the Month
Social Media Mod

Join Date: 03-03-12
Posts: 28,262


tried holidaying past the date?

13-11-19, 05:55 PM

#279

tom_clarke_6 ◊
Youth Team Player


Join Date: 27-08-12
Posts: 36

Originally Posted by **Redknapp69** 
tried holidaying past the date?

I can't, I restore saved game and as soon as it loads, it closes the game 😞

13-11-19, 09:49 PM

#280

Redknapp69 
Member of the Month
Social Media Mod

Join Date: 03-03-12
Posts: 28,262

Ah sorry - i read that wrong!

Are you run the game as administrator and have compataibility enabled?


If so, try moving the save game to a different location e.g desktop and then ask the game to search in that path (you'll need to change it)

14-11-19, 12:37 PM

#281

tom_clarke_6 
Youth Team Player

Join Date: 27-08-12
Posts: 36

Originally Posted by **Redknapp69** 

Ah sorry - i read that wrong!

Are you run the game as administrator and have compataibility enabled?

If so, try moving the save game to a different location e.g desktop and then ask the game to search in that path (you'll need to change it)


Thanks - yes to administrator and compatibility mode.

Not sure how I'd do what you suggested - would you mind explaining a little more for a simpleton like me?

Thank you!

14-11-19, 10:13 PM

#282

Redknapp69 
Member of the Month
Social Media Mod

Join Date: 03-03-12
Posts: 28,262

Find your save game where you have saved it on your PC/Laptop
Copy
Paste it somewhere else e.g Documents/Pictures/Desktop

Load Game
Click restore game
Change the path the game is looking for - change it to where you have saved it on your PC/Laptopn

Try loading game


See if it works

15-11-19, 02:59 PM

#283

tom_clarke_6 
Youth Team Player

Join Date: 27-08-12
Posts: 36

Originally Posted by **Redknapp69** 

*Find your save game where you have saved it on your PC/Laptop
Copy
Paste it somewhere else e.g Documents/Pictures/Desktop*

*Load Game
Click restore game
Change the path the game is looking for - change it to where you have saved it on your PC/Laptopn*

Try loading game

See if it works

Ok thanks very much - although the save file is set to open with internet explorer and wont let me change what it opens with. I'll have to try and figure it out.

16-11-19, 10:45 AM

#284

honey11 ◊
Youth Team Player

Join Date: 14-11-19
Posts: 5

hi guys where can i download the saturn patch ?

16-11-19, 11:34 AM

#285

MauroG ◊
Hot Prospect for the Future

Join Date: 04-11-15
Posts: 115

Last transfer in was in season 21/22 since then they didn't bought anyone. I'm using October update with saturn v8(and the tactics from s7). They are now in the league below National north.

Birmingham City

Squad Transfers Next Match Fixtures General Info

View Sort By Filter

Position(s)

Barker, J	GK	Unh Boney, M	GK
Reeves, W	GK	Woolston, P*	GK
Howarth, L	D RLC	Jackson, J	D RC
MacDonald, C	D RC	Stevens, C	D RLC
Webb, C	D/DM RC	Henry, M	D L
Oakley, H	D/M L	Cooke, P	D C
Corbett, K*	D/DM C	Rutherford, R	D C
Johnson, J	DM RC	Squire, S	DM C
Bradbury, J	M C	Hamilton, E	M C
Hammond, C	M C	Brooks, G	AM RL
Penny, J	AM RL	Pritchard, S	S C
FC Rose, N	S C	FC Tavares, F*	S C
SB5 Thomas, S	S C		

Same thing happening to Forrest. Last transfer in 21/22

Saturday 23.6.29 AM Print

Nottingham Forest

Squad
Transfers
Next Match
Fixtures
General Info

View
Sort By
Filter

Position(s)

	Berry, T	GK	Mason, B	GK
GK	Turnbull, D	GK	Armstrong, P	D RC
	Carter, T	D RL	Finney, T	D/DM RL
DC	Moore, T*	D RC	Short, C	D RC
	Edwards, A	D L	Loa Preston, D	D L
DC	Wynter, J	D/M L	McHale, S	D C
	Pope, G	D C	Unh Sheringham, N	D C
MC	McGill, I*	DM C	Bradbury, M	AM/F RC
	Byrne, G	AM RLC	Lawrence, B	AM L
	Douglas, N	S C	FC Unh Farrugia, N*	S C

Tactics
Training
Last Match
League Two
History

Print

Nottingham Forest

Squad
Transfers
Next Match
Fixtures
General Info

View

General Info

Nation	England
Status	Professional
Finances	Rich
Stadium	The City Ground, Nottingham
Facilities	30602 all seater with under-soil heating
Training Ground	Good facilities

Non-Playing Staff

Evangelos Marinakis	Chairman
Antonis Kontoes	Managing Director
Kyriakos Dourekas	Director Of Football
Tom Heaton	Manager
Andy Mangan	Coach

Tactics
Training
Last Match
League Two
History

Last edited by MauroG; 16-11-19 at 11:39 AM.

16-11-19, 03:09 PM

#286

MadScientist
Director

Join Date: 26-09-18
Location: Brazil
Posts: 882

Originally Posted by honey11

hi guys where can i download the saturn patch ?

The saturn patch v8, for playing with october 2019 data, is available here: <https://champman0102.co.uk/showthread.php?t=13242>

18-11-19, 11:29 PM

#287

rich007 ◦
Youth Team Player

Join Date: 15-09-18
Posts: 13

i keep getting the only 4 home players pop up box etc all the time. Is there any way to reduce this? I am getting them all the time its spoiling my game.

20-11-19, 08:11 PM

#288

JAS ◦
Youth Team Player

Join Date: 12-05-14
Location: Holland
Posts: 15

Hi. Please help me. I have replaced Mauricio Pochettino with Jose Mourinho in the editor however when I start a new game Mauricio Pochettino is still the manager. What have I done wrong?

20-11-19, 09:31 PM

#289

Redknapp69 ◦
Member of the Month
Social Media Mod

Join Date: 03-03-12
Posts: 28,262

Run the editor as administrator

21-11-19, 12:46 AM

#290

JAS ◦
Youth Team Player

Join Date: 12-05-14
Location: Holland
Posts: 15

Thanks Redknapp69. Problem solved

22-11-19, 04:44 AM

#291

Ari Bade ◦
Youth Team Player

Join Date: 22-11-19
Posts: 1

Error

Originally Posted by **Dermotron** ◦



please help, all done but I've got error message **V3.960 index..cpp 5773**

22-11-19, 07:32 AM

#292

Redknapp69 ◦
Member of the Month
Social Media Mod

Join Date: 03-03-12
Posts: 28,262

Originally Posted by **Ari Bade** ◦

*please help, all done but I've got error message **V3.960 index..cpp 5773***

install the 3.9.68 patch

25-11-19, 05:17 PM

#293

MadScientist ◦
Director

Join Date: 26-09-18
Location: Brazil
Posts: 882

Originally Posted by **lukecvb**

So I downloaded this update and linked it etc then when I load the game up it mentions about entering the disc which I don't have I, what do I need to do about this?

remount the iso file

25-11-19, 10:11 PM

#294

Redknapp69
Member of the Month
Social Media Mod

Join Date: 03-03-12
Posts: 28,262

Originally Posted by **lukecvb**

So I downloaded this update and linked it etc then when I load the game up it mentions about entering the disc which I don't have I, what do I need to do about this?

Can you message me back on eBay please as we are due to ship to you tomorrow. But you've also asked us to cancel the purchase. Let us know either way

29-11-19, 10:28 PM

#295

salem
Youth Team Player

Join Date: 21-11-19
Posts: 1

Good evening
I'm having a problem in the game.
When I come to a certain match at the end of 6 seasons, the game closes.
what can I do?

29-11-19, 10:35 PM

#296

Redknapp69
Member of the Month
Social Media Mod

Join Date: 03-03-12
Posts: 28,262

try holiday past the date?

07-01-20, 09:54 PM

#297

jimbo
Youth Team Player

Join Date: 23-05-17
Posts: 5

Hi, I have tried downloading the October 2019 Data Update. The download icon is appearing as a Virtual Clone Drive image and can't open this to download the data files - any help would be greatly appreciated. Many thanks, jimbo.

Last edited by jimbo; 08-01-20 at 12:15 AM.

08-01-20, 11:25 PM

#298

jimbo
Youth Team Player

Join Date: 23-05-17
Posts: 5

I am having trouble loading the game. The loading bar says initialising game then freezes and says the game is not responding. Any advice would be much appreciated. Many thanks, jimbo.

09-01-20, 12:21 AM

#299

MadScientist
Director

Join Date: 26-09-18
Location: Brazil
Posts: 882

Originally Posted by **jimbo**

I am having trouble loading the game. The loading bar says initialising game then freezes and says the game is not responding. Any advice would be much appreciated. Many thanks, jimbo.

run game as admin with xp sp3 compatibility mode

09-01-20, 09:38 PM

#300

jimbo ◊
Youth Team Player

Join Date: 23-05-17
Posts: 5

I only have xp sp2 compatibility mode. How do I get sp3?

Page 12 of 17 << First < ... 2 8 9 10 11 **12** 13 14 15 16 ... > Last >>

« "array access out of bounds" error caused by editor | Will there be CM 03/04 Download with updated squads etc...? »

Posting Permissions

You may not post new threads	BB code is On
You may not post replies	Smilies are On
You may not post attachments	[IMG] code is On
You may not edit your posts	[VIDEO] code is On
	HTML code is Off
	Forum Rules

-- Default Style

Archive Web Hosting Top

All times are GMT +1. The time now is 10:20 AM.

Powered by vBulletin® Version 4.2.5
Copyright © 2022 vBulletin Solutions Inc. All rights reserved.

© www.champman0102.co.uk



Forum Archived Threads October 2019 Data Update Technical Support

Page 13 of 17 First ... 3 9 10 11 12 13 14 15 16 17 Last

Results 301 to 325 of 403

Thread: October 2019 Data Update Technical Support

Thread Tools

09-01-20, 09:44 PM

#301

jimbo
Youth Team Player

Join Date: 23-05-17
Posts: 5

Also my version is 3.9.60 when I load the game. I have installed v3.9.68 but it doesn't come up when I load the game?

09-01-20, 10:08 PM

#302

Dermotron
Sir Mergements
Director
Manager
VIP
Captain

Join Date: 15-12-11
Location: Your Mother
Posts: 29,995

Try installing v3.9.68 again cos it hasn't installed

Champman0102.co.uk Facebook Page
13000 followers and rising

November 2020 Data Update Out Now

09-01-20, 10:12 PM

#303

jimbo
Youth Team Player

Join Date: 23-05-17
Posts: 5

Okay. I have uninstalled the main game and will go again followed by v.3.9.68.

09-01-20, 10:23 PM

#304

kaef
Youth Team Player

Join Date: 15-01-17
Posts: 17

I played 2 seasons normally but in season 3 the game has an error in the change of date from 08/01/2003 to 08/02/2003. CM hangs and closes.

Can anyone help?

09-01-20, 10:44 PM

#305

Redknapp69 ◊
Member of the Month
Social Media Mod

Join Date: 03-03-12
Posts: 28,262

Originally Posted by **kaef** ◊

I played 2 seasons normally but in season 3 the game has an error in the change of date from 08/01/2003 to 08/02/2003. CM hangs and closes.

Can anyone help?

tried holidaying past the date?

What Leagues loaded?

Waht database?

10-01-20, 02:00 AM

#306

kaef ◊
Youth Team Player

Join Date: 15-01-17
Posts: 17

Originally Posted by **Redknapp69** ◊

tried holidaying past the date?

What Leagues loaded?

Waht database?

tried holidaying past the date? Yes =/

What Leagues loaded? I play with all leagues. Active leagues: English and Dutch

What database? I downloaded October / 2019 as soon as it launched

10-01-20, 10:25 AM

#307

svendogtanian ◊
Youth Team Player

Join Date: 07-11-16
Posts: 3

Hi, I have downloaded the October 2019 update but during the unzip process I receive error messages for most of the files, and the system says it wil simply label them as corrupt.

Error message box reads: "Unable to process "October 2019 Data update/352_attacking_default.pct"" - Same error mesage for all of the formaitons it seems. Ultimatley the data update files are not unzipped/saved.

I have deleted/downloaded again but to no avail.

Any suggestions?

Many thanks

Sven

12-01-20, 01:36 AM

#308

Redknapp69 ◊
Member of the Month
Social Media Mod

Join Date: 03-03-12
Posts: 28,262

Originally Posted by **kaef** ◊

tried holidaying past the date? Yes =/

What Leagues loaded? I play with all leagues. Active leagues: English and Dutch

What database? I downloaded October / 2019 as soon as it launched

Unsure if French/USA leagues are an issue without a patch and can sometimes cause crashes/errors - although I might be talking rubbish and that is just on ODB

12-01-20, 01:39 AM

#309

Redknapp69 ◊
Member of the Month
Social Media Mod

Join Date: 03-03-12
Posts: 28,262

Originally Posted by **svendogtanian** »

Hi, I have downloaded the October 2019 update but during the unzip process I receive error messages for most of the files, and the system says it will simply label them as corrupt.

Error message box reads: "Unable to process "October 2019 Data update/352_attacking_default.pct"" - Same error message for all of the formations it seems. Ultimately the data update files are not unzipped/saved.

I have deleted/downloaded again but to no avail.

Any suggestions?

Many thanks

Sven

Do you get that error when trying to extract this file?



12-01-20, 10:46 AM

#310

svendogtanian ◊
Youth Team Player

Join Date: 07-11-16
Posts: 3

Yes - I download the October 2019 folder, then whilst trying to unzip using WinZip I get the error messages for most of the files.

12-01-20, 11:34 PM

#311

Redknapp69 ◊
Member of the Month
Social Media Mod

Join Date: 03-03-12
Posts: 28,262

Try Extract here or Extract All - same error for both?

16-01-20, 01:22 PM

#312

michel1984 ◊
Youth Team Player

Join Date: 07-03-12
Posts: 28

Hi,

since I installed the last data update with the following patches etc, the stats of winning and goals with my 433 system aren't great anymore. Before that I could make of every team a winning team!
How can I get the 433 winning streak back?

regards

- - - Updated - - -

Hi,

since I installed the last data update with the following patches etc, the stats of winning and goals with my 433 system aren't great anymore. Before that I could make of every team a winning team!
How can I get the 433 winning streak back?

regards

16-01-20, 11:01 PM

#313

Redknapp69 ◊

Join Date: 03-03-12

433 tactic in latest update has been changed I think

17-01-20, 09:32 PM

#314

Michel1984 ◦
Youth Team Player

Join Date: 07-03-12
Posts: 28

I tried to not copy the tactics, but still it is just not that fun anymore as before. I think its because also of the new patch. Before it was form tapani and now not anymore. Could that have changed anything?

17-01-20, 09:57 PM

#315

MadScientist ◦
Director

Join Date: 26-09-18
Location: Brazil
Posts: 882

Originally Posted by **Michel1984** »

I tried to not copy the tactics, but still it is just not that fun anymore as before. I think its because also of the new patch. Before it was form tapani and now not anymore. Could that have changed anything?

you can play it with tapani patch or saturn patch too

20-01-20, 02:23 PM

#316

Michel1984 ◦
Youth Team Player

Join Date: 07-03-12
Posts: 28

When I download the tapani latest patch, it says i have no rights to install it...

20-01-20, 09:43 PM

#317

Redknapp69 ◦
Member of the Month
Social Media Mod

Join Date: 03-03-12
Posts: 28,262

Originally Posted by **Michel1984** »

When I download the tapani latest patch, it says i have no rights to install it...

Try this - <https://www.sendspace.com/file/58kg9w>

Make sure you run everything as administrator as well

21-01-20, 12:18 PM

#318

Michel1984 ◦
Youth Team Player

Join Date: 07-03-12
Posts: 28

Hi I did that and still I get an error message..the error says no rights to enter the file and then it dissapears. very strange!

21-01-20, 01:14 PM

#319

Michel1984 ◦
Youth Team Player

Join Date: 07-03-12
Posts: 28

It worked guys, my virus scanner blocked it. not it works again!



21-01-20, 04:53 PM

#320

Redknapp69 ◦
Member of the Month
Social Media Mod

Join Date: 03-03-12
Posts: 28,262

Nice one

Yeah - virus picks up that file as dodgy but its fine - you usually need to disable firewall etc when downloading it

Glad its sorted 🙌

29-01-20, 07:35 PM

#321

Spursfan78 ◦
Youth Team Player

Join Date: 14-03-17
Posts: 16

Downloaded the latest october update + patch yesterday and it worked fine. But today when I try to open the game I just get the message "Unable to load the fonts".

Anyone has any idea of what could be wrong here?

29-01-20, 11:26 PM

#322

Redknapp69 ◦
Member of the Month
Social Media Mod

Join Date: 03-03-12
Posts: 28,262

Originally Posted by **Spursfan78** 🗨

Downloaded the latest october update + patch yesterday and it worked fine. But today when I try to open the game I just get the message "Unable to load the fonts".

Anyone has any idea of what could be wrong here?

Right click on symbol.ttf and make sure Unblock is not the file and Read Only is unticked. It's in 01-02\Data folder do the same with these files

29-01-20, 11:53 PM

#323

Spursfan78 ◦
Youth Team Player

Join Date: 14-03-17
Posts: 16

Hmm. Thanks. It doesn't work though. I have unticked the read only but how do I see if the file is unblocked? Shall I do it with more files than the symbol.ttf?

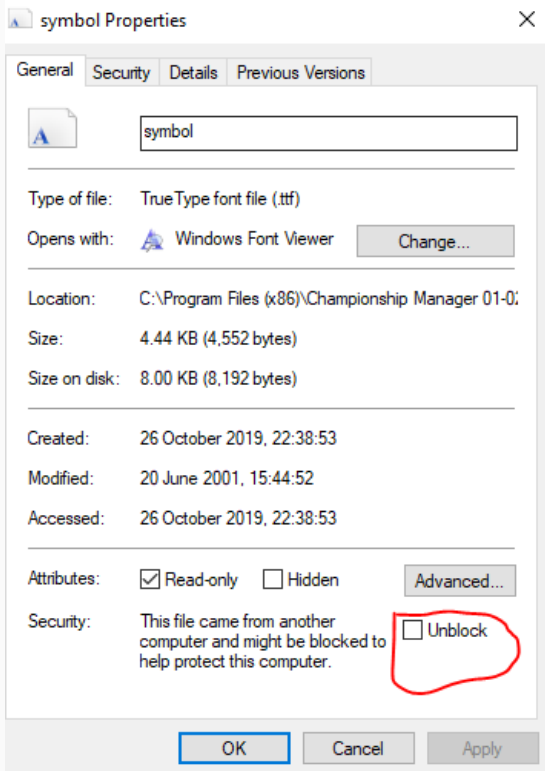
30-01-20, 12:33 AM

#324

Redknapp69 ◦
Member of the Month
Social Media Mod

Join Date: 03-03-12
Posts: 28,262

right click and choose properties



gif upload

The Following User Says Thank You to Redknapp69 For This Useful Post:

Spursfan78

30-01-20, 12:51 AM

#325

Spursfan78 ◦
Youth Team Player

Join Date: 14-03-17
Posts: 16

That's weird. My file doesn't say that. There's nothing below the attributes line.

Maybe I should try downloading the files again.

Page 13 of 17 ◀ First ◀ ... 3 9 10 11 12 13 14 15 16 17 ▶ Last ▶▶

« "array access out of bounds" error caused by editor | Will there be CM 03/04 Download with updated squads etc...? »

Posting Permissions

You may not post new threads
You may not post replies
You may not post attachments
You may not edit your posts

BB code is On
Smilies are On
[IMG] code is On
[VIDEO] code is On
HTML code is Off

Forum Rules

-- Default Style

Archive Web Hosting Top

All times are GMT +1. The time now is 10:20 AM.

Powered by vBulletin® Version 4.2.5
Copyright © 2022 vBulletin Solutions Inc. All rights reserved.

© www.champman0102.co.uk



Forum Archived Threads October 2019 Data Update Technical Support

Page 14 of 17 First ... 4 10 11 12 13 14 15 16 17 Last

Results 326 to 350 of 403

Thread: October 2019 Data Update Technical Support

Thread Tools

30-01-20, 01:13 AM

#326

Redknapp69
Member of the Month
Social Media Mod

Join Date: 03-03-12
Posts: 28,262

Never a bad thing pal - I always uninstall and re-install if I have issues

30-01-20, 01:24 AM

#327

Spursfan78
Youth Team Player

Join Date: 14-03-17
Posts: 16

Yeah. I just tried downloading the files again and it's still the same. I think I'll just re-install the entire game and then get the latest updates.

It will also be quite fun to see the original database again! 🤖

02-02-20, 05:56 PM

#328

Supagrova1973
Youth Team Player

Join Date: 10-12-15
Posts: 19

On previous updates, when you look at player stats, the 20 number is red as if to highlight, but the 20's are same colour as other stats. Have I done something wrong. Simply followed instructions.

03-02-20, 12:27 AM

#329

Redknapp69
Member of the Month
Social Media Mod

Join Date: 03-03-12
Posts: 28,262

Do you mean coloured attributes on player attributes?

If so, then you need to apply a patch to have that e.g Tapani 2.21.1, Saturn's latest V8 patch or Nicks Patcher

All available in Patches section 🤖

06-02-20, 10:51 PM

#330

Seagulls ◦
Youth Team Player

Join Date: 08-06-18
Posts: 12

Hoping someone can help please. I've been playing the Oct-18 update for a while with version 3.9.68T. I want to update to Oct-19 so I've downloaded the file and followed the steps - extract all, copy and overwrite the old files etc.

However when I start a new game it comes up with loads of errors saying 'Unable to find the GERMAN_FIRST_DIVISION Index', 'Unable to find the GERMAN_SECOND_DIVISION Index' etc. I run the game in compatibility mode and as an administrator.

It was working fine before and the only I've changed was updating the data files? Please help!

07-02-20, 04:18 PM

#331

Redknapp69 ◦
Member of the Month
Social Media Mod

Join Date: 03-03-12
Posts: 28,262

Make sure you have got the next .exe file and are running the game from that

Here is how you can have different databases - <https://champman0102.co.uk/showthread.php?t=10247>

07-02-20, 09:15 PM

#332

Seagulls ◦
Youth Team Player

Join Date: 08-06-18
Posts: 12

Originally Posted by **Redknapp69**

Make sure you have got the next .exe file and are running the game from that

Here is how you can have different databases - <https://champman0102.co.uk/showthread.php?t=10247>

Do I need to download a new .exe file for the Oct-19 update? I assumed all I needed to do was copy the new data files over? Just not sure why the error is coming up. I'm happy running that version for now rather than different databases.

Although pretty tempted to try an odb version as well soon!

08-02-20, 12:29 AM

#333

Redknapp69 ◦
Member of the Month
Social Media Mod

Join Date: 03-03-12
Posts: 28,262

Yes - you need a different .exe mate (pretty sure you do anyway!)

12-02-20, 04:51 PM

#334

Tessmer29 ◦
Youth Team Player

Join Date: 18-09-19
Posts: 4

Hi everyone.

I was running the original game and then the Mar 19 update without problem.

But after I tried updating to the Oct 2019 update then now when I try to start a new game there's a pop-up asking me to insert the disc.

Anyone that can help with a solution?

Cheers

12-02-20, 05:09 PM

#335

Mark ◦
Chairman

Join Date: 31-10-11
Posts: 29,427

Do you need to re-mount the .iso file of the game that you would have downloaded before?

14-02-20, 03:37 PM

#336

Tessmer29 ◦
Youth Team Player

Join Date: 18-09-19
Posts: 4

Well I feel a bit stupid now.
That seemed to be the simple solution -_-
Thanks 😊

20-02-20, 10:08 PM

#337

Huggy86 ◦
Youth Team Player

Join Date: 07-12-14
Posts: 6

sorry but I'm using google translate
on August 1, 2006 (2025) the game comes out without giving me any error screens and goes directly back to windows ...
I read that others also had the same problem but were not answered
can you help me please? 😞

22-02-20, 12:27 AM

#338

Redknapp69 ◦
Member of the Month
Social Media Mod

Join Date: 03-03-12
Posts: 28,262

Tried going on holiday and see if you get past the crash date?

22-02-20, 12:10 PM

#339

Deano9685 ◦
Youth Team Player

Join Date: 08-06-17
Posts: 8

Hi
Hopefully someone can help me. Game keeps crashin after end of second season summer update (June 2021). I have installed SI games patch v3968 2.21 cmpatch, copied and pasted Oct 2019 update. i have even Changed service pack to windows 98/me addition and run as administrator previously set at xp service pack 3. I have tried playing on via go on holid and The game just closes itself down and puts back to my homescreen. Laptop is only 2 years old. Downloaded game and playing via clonedrive. When installing game I get this warning message ("setup has detected that uninstallshieldis in use. Please close uninstall shield and restart set up. Error 432") and have absolutely no idea how to fix it nor if this is the reason why my game is crashing/closing down Many thanks in advance

Last edited by Deano9685; 22-02-20 at 12:42 PM.

22-02-20, 01:35 PM

#340

Huggy86 ◦
Youth Team Player

Join Date: 07-12-14
Posts: 6

🗨 Originally Posted by **Redknapp69** ▶
Tried going on holiday and see if you get past the crash date?

yes unfortunately yes but I go back to windows without saying anything 😞
can it depend on the fact that i have windows 10?
help me please

06-03-20, 07:14 PM

#341

tel09 ◦
Youth Team Player

Join Date: 01-03-20
Posts: 2

Hi Folks, I have installed the October update and everything was working perfectly. However now on the 11th of January in the game it just keeps crashing. Game just closes no matter what I do.
I noticed I don't have the compatibility set to Window 98. When I made the change and opened up the game. My current save had disappeared. Any help advice would be appreciated

06-03-20, 10:20 PM

#342

Redknapp69 ◊
Member of the Month
Social Media Mod

Join Date: 03-03-12
Posts: 28,262

What do you need help on? Finding the save game? Is it still on your PC/laptop?

Is the game looking at the correct path to find it?

Try moving the save game to a different location e.g desktop and see if that help s9You'll need to change the path where CM is looking to find it)

07-03-20, 12:31 AM

#343

tel09 ◊
Youth Team Player

Join Date: 01-03-20
Posts: 2

Originally Posted by **Redknapp69** ◊

What do you need help on? Finding the save game? Is it still on your PC/laptop?

Is the game looking at the correct path to find it?

Try moving the save game to a different location e.g desktop and see if that help s9You'll need to change the path where CM is looking to find it)

Went to load my game to find the path its stored under the info section (C:\Programfiles 86x\Championship Manager 01\02\Leeds.sav). I went to the file path but the save isnt there. Cant understand how am still able to load the save game up when I cant find the file. Tried starting a new game and seeing if a file appeared but it didn't.

Is there any way of stopping my game crashing when I try to continue to the next day?

Or find my save file somewhere so I can store it somewhere then maybe reinstall patches and change compatibility mode etc.

Cheers

07-03-20, 01:15 AM

#344

Redknapp69 ◊
Member of the Month
Social Media Mod

Join Date: 03-03-12
Posts: 28,262

Copy the save to elsewhere on PC and have the game try and load it from that location - does that work?

11-03-20, 10:08 PM

#345

Optimus2 ◊
Youth Team Player

Join Date: 25-03-12
Posts: 8

Hi all, i've got a new laptop (Win 10) and I only ever play the 01/02 data updates (start year 2001) but like the coloured attributes and faster speed that comes with the cmpatcher 2.2.1.

So I've installed everything as normal and started playing, however, I've noticed that I am now unable to make subs as I cannot drag players to replace players on the tactics screen, plus the resolution is quite small - which is fine not a problem.

I've looked around and saw posts mentioning using the GDI exe - so I've tried that and hey-presto the resolution isn't a problem and I can make subs again as the drag function works!

My question - can I patch the GDI.exe file to get the coloured attributes allowed by the patch when using the GDI.exe?

Thanks

17-03-20, 03:56 PM

#346

Cravenator ◊
Youth Team Player

Join Date: 17-03-20

I'm at stage 8 of the October 2019 update install but I can't locate the folder C:\Program Files\Championship Manager 01-02\Data
Any idea where I find this so that I can overwrite the file?

17-03-20, 05:50 PM #347

Redknapp69 ◦
Member of the Month
Social Media Mod
Join Date: 03-03-12
Posts: 28,262

Is it in Program Files(x86)?

18-03-20, 12:46 PM #348

Itomo18 ◦
Youth Team Player
Join Date: 18-03-20
Posts: 2

ive followed all instructions but every time I try and play, the message comes up please insert cd... advice please?

18-03-20, 01:01 PM #349

Redknapp69 ◦
Member of the Month
Social Media Mod
Join Date: 03-03-12
Posts: 28,262

Originally Posted by **Itomo18** ◦
ive followed all instructions but every time I try and play, the message comes up please insert cd... advice please?

Re-mount the ISO file only. You can change a setting within the virtual drive to load it automatically.

When you restart the computer the iso (this is the file the game is on) is dismounted by the software (which essentially mimics ejecting a physical cd). You only need to find cm0102.iso (or a shortcut to the file), right click and select Mount. It will prompt to install the game again but this is the default option the software on the iso (disc) so you can just ignore or cancel this prompt. Once the iso is mounted again you can play the game as if there was a physical cd in there.

The other option is to burn the iso file to a cd and leave the cd in the physical cd drive.

18-03-20, 05:21 PM #350

IceBerk ◦
Youth Team Player
Join Date: 24-03-12
Posts: 2

Hello everyone, I again appreciate whole efforts of the team to make this legendary game alive.

I have a new laptop having Microsoft 10. I first install the game and then 3.9.68 and for a really long time could not manage to download Tapani 2.21 so I download Tapani 2.19. After then I make some editor staff update Turkish league in terms of new transfers.

Then I find how to download Tapani 2.21 and uninstall 2.19, game and everything related with the official game.,

After all, I install game again + 3.9.68 + Tapani 2.21 and replace"Data" folder (which I made some transfers) that I save before uninstall. After I open the game, I could not see new transfers that I make in Editor.

Can you help me how to see them in game? and wonder when will March 2020 update release? thanks

Posting Permissions

- You may not post new threads
 - You may not post replies
 - You may not post attachments
 - You may not edit your posts
- BB code** is On
 - Smilies** are On
 - [IMG]** code is On
 - [VIDEO]** code is On
 - HTML code is Off
- Forum Rules**

-- Default Style



[Archive](#) [Web Hosting](#) [Top](#)

All times are GMT +1. The time now is 10:20 AM.

Powered by [vBulletin®](#) Version 4.2.5
Copyright © 2022 vBulletin Solutions Inc. All rights reserved.

© www.champman0102.co.uk



Forum Archived Threads October 2019 Data Update Technical Support

Page 15 of 17 First ... 5 11 12 13 14 15 16 17 Last

Results 351 to 375 of 403

Thread: October 2019 Data Update Technical Support

Thread Tools

18-03-20, 06:17 PM

#351

Carlitos
Youth Team Player

Join Date: 18-03-20
Posts: 1

hello, please i don't speak english. i'm french (and Portuguese 😊) but i miss the french language, i have so english... i don't undestand ... please can i help me?

18-03-20, 08:08 PM

#352

Djrchelsea
Youth Team Player

Join Date: 18-03-20
Posts: 3

Hi all,

I really want to download the new October 2019 data and then the March 2020 when it comes out. However, I don't want to lose my original data from 01/02. Is there a way to avoid overwriting all the files? (Windows 8 here).

Thanks

18-03-20, 09:17 PM

#353

Redknapp69
Member of the Month
Social Media Mod

Join Date: 03-03-12
Posts: 28,262

Originally Posted by **Carlitos**

hello, please i don't speak english. i'm french (and Portuguese 😊) but i miss the french language, i have so english... i don't undestand ... please can i help me?

Game Settings>Language> Choose French 😊

--- Updated ---

Originally Posted by **Djrchelsea**

Hi all,

I really want to download the new October 2019 data and then the March 2020 when it comes out. However, I don't want to lose my original

data from 01/02. Is there a way to avoid overwriting all the files? (Windows 8 here).

Thanks

You can have multiple databases - see here - <https://champman0102.co.uk/showthread.php?t=10247>

--- Updated ---

--- Updated ---

Originally Posted by **IceBerk**

Hello everyone, I again appreciate whole efforts of the team to make this legendary game alive.

I have a new laptop having Microsoft 10. I first install the game and then 3.9.68 and for a really long time could not manage to download Tapani 2.21 so I download Tapani 2.19. After then I make some editor staff update Turkish league in terms of new transfers.

Then I find how to download Tapani 2.21 and uninstall 2.19, game and everything related with the official game.,

After all, I install game again + 3.9.68 + Tapani 2.21 and replace "Data" folder (which I made some transfers) that I save before uninstall. After I open the game, I could not see new transfers that I make in Editor.

Can you help me how to see them in game? and wonder when will March 2020 update release? thanks

Run the editor as administrator

If you do not do that, it will not save your transfers/changes you made in editor

18-03-20, 11:02 PM

#354

mlud001
Youth Team Player

Join Date: 18-03-20
Posts: 1

I seem to be having trouble getting the v3.9.68 patch to work. The things I've done are:

1. Download the game and extracted to desktop
2. Download the v3.9.68 patch, extracted file and run setup
3. Downloaded and copied/overwritten all the October 2019 data to the C Drive
4. Downloaded a virtual clone drive and mounted the iso file
5. Changed compatibility to 98/ME and ticked run as administrator
6. Run the CM01/02 using the desktop icon

After doing all this it still seems to be running the 3.9.60 version (at least that's the version it says in the top left corner when the game loads). The 2019/2020 screen is loading but I am getting the error "v3.9.60 Index..cpp 5773" and it crashes and closes down whilst initialising.

Any ideas?

18-03-20, 11:06 PM

#355

Redknapp69
Member of the Month
Social Media Mod

Join Date: 03-03-12
Posts: 28,262

That means you haven't installed 3.9.68 patch

Do that 🙌

Just follow these steps - <https://champman0102.co.uk/showthread.php?t=3863>

19-03-20, 12:55 PM

#356

hairingtons
Youth Team Player

Join Date: 18-03-20
Posts: 3

Hello... newbie here. And pretty crap at tech stuff. Can't get the game to run with 2019/2020 teams.

I've done this...

1. Download the game and extracted to desktop
2. Download the v3.9.68 patch, extracted file and run setup
3. Downloaded a virtual clone drive and mounted the iso file
4. Downloaded and copied/overwritten all the October 2019 data to the C Drive
5. Changed compatibility to 98/ME and ticked run as administrator
6. Run the CM01/02 using the desktop icon

but every time it loads the 01/02 season. what am i doing wrong?

19-03-20, 01:55 PM

#357

Redknapp69 ◊
Member of the Month
Social Media Mod

Join Date: 03-03-12
Posts: 28,262

try changing compat to xp service pack 2 or 3

If not joy - double check the data files in that folder are indeed from 2019 oct update

19-03-20, 02:56 PM

#358

hairingtons ◊
Youth Team Player

Join Date: 18-03-20
Posts: 3

I think it's the last step that i'm getting wrong.

I have the 2019 Data Update folder on desktop. The 'How To' guide says

- go to that folder (does it mean open the folder or not?)
- right click over the files and select copy

Am i supposed to right click the folder?
Or do i open the folder and right click to copy everything inside the folder?

Also... when I do open the Data Update Folder, there is another folder inside of it, also called October 2019 Data Update. That is slightly confusing. Do i have to open that folder or do I copy the files that are underneath it?

link to screenshot of folder in folder - <https://ibb.co/nbw5B3p>

Last edited by hairingtons; 19-03-20 at 02:57 PM. Reason: link

19-03-20, 03:32 PM

#359

Redknapp69 ◊
Member of the Month
Social Media Mod

Join Date: 03-03-12
Posts: 28,262

copy the files in the folder

19-03-20, 03:57 PM

#360

hairingtons ◊
Youth Team Player

Join Date: 18-03-20
Posts: 3

edit - i've done it. thanks for your help. I had to right click ON the folder to paste. Not open it and then paste. At last, I have Middlesbrough's terrible team and will save us.

Last edited by hairingtons; 19-03-20 at 04:06 PM.

The Following User Says Thank You to hairingtons For This Useful Post:

[Redknapp69](#)

19-03-20, 04:39 PM

#361

michel1984 ◊
Youth Team Player

Join Date: 07-03-12
Posts: 28

Hi all,

is it me, or is the game gotten harder? Normally I could only use e.g. 433 and just played well. Now even with Barcelona or Man City I struggle.

What could that be?! My pleasure in the game is almost away...

Michel

scott1987 ◊
Youth Team Player

Join Date: 19-03-20
Posts: 1

Hi,

I seem to be having difficulty installing the v3.9.68 version. I have ran through the steps on the 'how to' page but it still won't work. When I run v3.9.68 update I am met with an empty grey box with back and exit buttons. Any help would be appreciated.

19-03-20, 06:59 PM

#363

Redknapp69 ◊
Member of the Month
Social Media Mod

Join Date: 03-03-12
Posts: 28,262

Originally Posted by **micel1984** »

Hi all,

is it me, or is the game gotten harder? Normally I could only use e.g. 433 and just played well. Now even with Barcelona or Man City I struggle.

What could that be?! My pleasure in the game is almost away...

Michel

Think of it as a challenge!

19-03-20, 07:01 PM

#364

Redknapp69 ◊
Member of the Month
Social Media Mod

Join Date: 03-03-12
Posts: 28,262

Originally Posted by **scott1987** »

Hi,

I seem to be having difficulty installing the v3.9.68 version. I have ran through the steps on the 'how to' page but it still won't work. When I run v3.9.68 update I am met with an empty grey box with back and exit buttons. Any help would be appreciated.

Are you struggling with installing 3.9.68 patch

or the game itself after installiung 3.9.68?

Able to post a pic of the issue/error?

19-03-20, 08:18 PM

#365

kronim ◊
Youth Team Player

Join Date: 19-03-20
Posts: 1


I followed these steps - <https://champman0102.co.uk/showthread.php?t=3863> and when I try to select country it says "please insert CD" I do OK and it doesn't work so i must leave game.
Any help?

19-03-20, 09:11 PM

#366

micel1984 ◊
Youth Team Player

Join Date: 07-03-12
Posts: 28

Well, I don't. The thing was, if I had e.g. 433, then I did not have to think that much. Just play and click.... 

19-03-20, 10:20 PM

#367

Djrchelsea ◊
Youth Team Player

Join Date: 18-03-20
Posts: 3

Thanks guys! Just had to double take..... Wrexham in the inter toto cup! lol

19-03-20, 11:05 PM

#368

Redknapp69 ◦
Member of the Month
Social Media Mod

Join Date: 03-03-12
Posts: 28,262

Originally Posted by **kronim** »

*I followed these steps - <https://champman0102.co.uk/showthread.php?t=3863> and when I try to select country it says "please insert CD" I do OK and it doesn't work so i must leave game.
Any help?*

Re-mount the ISO file only. You can change a setting within the virtual drive to load it automatically.

When you restart the computer the iso (this is the file the game is on) is dismounted by the software (which essentially mimics ejecting a physical cd). You only need to find cm0102.iso (or a shortcut to the file), right click and select Mount. It will prompt to install the game again but this is the default option the software on the iso (disc) so you can just ignore or cancel this prompt. Once the iso is mounted again you can play the game as if there was a physical cd in there.

The other option is to burn the iso file to a cd and leave the cd in the physical cd drive.

--- Updated ---

Originally Posted by **michel1984** »

Well, I don't. The thing was, if I had e.g. 433, then I did not have to think that much. Just play and click.... 🤪

Go get a killer tactic from the tactics section then 🤖

19-03-20, 11:45 PM

#369

Toffee1979 ◦
Youth Team Player

Join Date: 19-03-20
Posts: 1

Hello,
I am getting an error screen when trying to load the game - it gets to the player historys section and then states cm0102exe has stopped working. a problem caused the program to stop working...

any help?

19-03-20, 11:53 PM

#370

Redknapp69 ◦
Member of the Month
Social Media Mod

Join Date: 03-03-12
Posts: 28,262

Originally Posted by **Toffee1979** »

*Hello,
I am getting an error screen when trying to load the game - it gets to the player historys section and then states cm0102exe has stopped working. a problem caused the program to stop working...*

any help?

Try running the game as administrator

20-03-20, 12:06 PM

#371

irodeludo ◦
Youth Team Player

Join Date: 19-03-20
Posts: 4

I have now managed to download the game, install the patch, extract the data files, copy them.... but i can't figure out where to paste them, it wont let me open any data folder? I have folders in the game called DATA.TAG, data1.hdr and data1, the first two ask me what program i want to open them with and the third says can not open cabinet file? Thanks in advance for any help.

20-03-20, 01:10 PM

#372

Redknapp69 ◦

Join Date: 03-03-12
Posts: 28,262

You would need to paste the updated data files to here

C:/Program Files/Championship Manager 01-02/Data - this is the usual path where ORIGINAL data files are kept when game was initially created

20-03-20, 01:20 PM #373

martinlovesbecky
Youth Team Player

Join Date: 18-03-20
Posts: 3

Hi I can't seem to complete the last stages of the update can anyone help

20-03-20, 01:26 PM #374

Redknapp69
Member of the Month
Social Media Mod

Join Date: 03-03-12
Posts: 28,262

Originally Posted by **martinlovesbecky**
Hi I can't seem to complete the last stages of the update can anyone help

Just follow this - <http://www.champman0102.co.uk/showthread.php?t=3863>

Provide more info if you are stuck

i.e when, whats the issue, any error message etc

20-03-20, 01:41 PM #375

martinlovesbecky
Youth Team Player

Join Date: 18-03-20
Posts: 3

I can't find the folder called C:\program Flies\Championship Manager 01-02\Data

« "array access out of bounds" error caused by editor | Will there be CM 03/04 Download with updated squads etc...? »

Posting Permissions

You may not post new threads
You may not post replies
You may not post attachments
You may not edit your posts

BB code is On
Smilies are On
[IMG] code is On
[VIDEO] code is On
HTML code is Off

Forum Rules



Forum Archived Threads October 2019 Data Update Technical Support

Page 16 of 17 First ... 6 12 13 14 15 16 17 Last

Results 376 to 400 of 403

Thread: October 2019 Data Update Technical Support

Thread Tools

20-03-20, 01:44 PM

#376

martinlovesbecky
Youth Team Player

Join Date: 18-03-20
Posts: 3

Step 8 can't find the folder to paste step 7 into

20-03-20, 02:15 PM

#377

Redknapp69
Member of the Month
Social Media Mod

Join Date: 03-03-12
Posts: 28,262

Originally Posted by **martinlovesbecky**

Step 8 can't find the folder to paste step 7 into

C:\Program Files\Championship Manager 01-02\Data,

--- Updated ---

Originally Posted by **martinlovesbecky**

I can't find the folder called C:\program Files\Championship Manager 01-02\Data

Try Program Filesx86 then

20-03-20, 04:42 PM

#378

gfl8578
Youth Team Player

Join Date: 19-03-20
Posts: 4

Hi Guys,

Still having problems installing update...

I have uninstalled the game like Redknapp said but no luck. I have a better image of what just sit it th background until I 'X' out of it.

Can you help?

20-03-20, 10:36 PM

#379

boomgreek ◦
Youth Team Player

Join Date: 18-03-20
Posts: 12

Hi Guys

I am having some trouble with the patch. I am on step 7 of the guide. When inside the folder to copy everything in folder it says "copy to" as oppose to allow me to just copy. But even still I am sending it to C/Program Files/Championship Manager 01-02/Data but I get the following error

"ERROR can not delete output file c:\programe files (x86)/championship manager:

I am desperate to play this game! If anyone can help I would apprecaite it greatly. I am so close! Thanks

20-03-20, 11:21 PM

#380

gfl8578 ◦
Youth Team Player

Join Date: 19-03-20
Posts: 4

I'm getting the exact same thing I think. See the link above this message. Same as yours??

20-03-20, 11:23 PM

#381

gfl8578 ◦
Youth Team Player

Join Date: 19-03-20
Posts: 4

Originally Posted by **boomgreek** »

Hi Guys

I am having some trouble with the patch. I am on step 7 of the guide. When inside the folder to copy everything in folder it says "copy to" as oppose to allow me to just copy. But even still I am sending it to C/Program Files/Championship Manager 01-02/Data but I get the following error

"ERROR can not delete output file c:\programe files (x86)/championship manager:

I am desperate to play this game! If anyone can help I would apprecaite it greatly. I am so close! Thanks

I'm getting the exact same thing I think. See the link above this message. Same as yours??

20-03-20, 11:25 PM

#382

Redknapp69 ◦
Member of the Month
Social Media Mod

Join Date: 03-03-12
Posts: 28,262

Originally Posted by **boomgreek** »

Hi Guys

I am having some trouble with the patch. I am on step 7 of the guide. When inside the folder to copy everything in folder it says "copy to" as oppose to allow me to just copy. But even still I am sending it to C/Program Files/Championship Manager 01-02/Data but I get the following error

"ERROR can not delete output file c:\programe files (x86)/championship manager:

I am desperate to play this game! If anyone can help I would apprecaite it greatly. I am so close! Thanks

go into data folder

highlight 1 file then go to bottom and highlight that (i.e so you are copying all files)

CTRL C (or right click and copy)

go into C/Program Files/Championship Manager 01-02/Data

paste

agree when it will overwrite and it will do for next "x" conflicts

21-03-20, 01:02 AM

#383

boomgreek ◦
Youth Team Player

Join Date: 18-03-20
Posts: 12

Originally Posted by **gfi8578** ◻

I'm getting the exact same thing I think. See the link above this message. Same as yours??

Yep exact same issue as you

21-03-20, 01:03 AM

#384

boomgreek ◦
Youth Team Player

Join Date: 18-03-20
Posts: 12

Originally Posted by **Redknapp69** ◻

go into data folder

highlight 1 file then go to bottom and highlight that (i.e so you are copying all files)

CTRL C (or right click and copy)

go into C/Program Files/Championship Manager 01-02/Data

paste

agree when it will overwrite and it will do for next "x" conflicts

Thanks for your reply. i have tried this but its still coming with the same error?

21-03-20, 01:13 AM

#385

Redknapp69 ◦
Member of the Month
Social Media Mod

Join Date: 03-03-12
Posts: 28,262

Might be worth a complete uninstall and give it another go but to me it sounds like something specific with your PC/Laptop maybe - <https://www.google.com/search?rlz=1C...V5LB2IQ4dUDCA>s

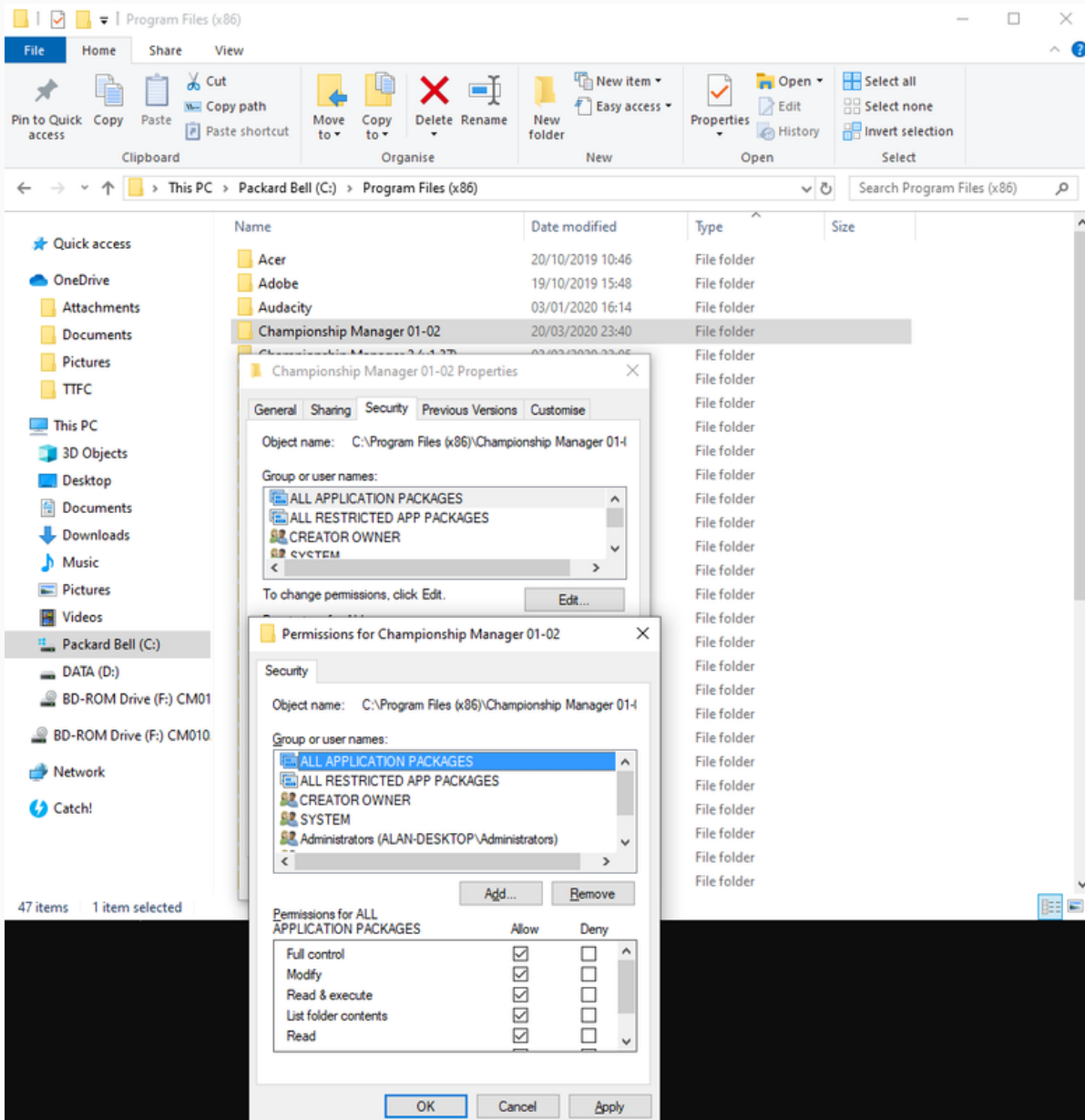
21-03-20, 01:36 AM

#386

Alan ◦
Backup Player

Join Date: 20-09-12
Posts: 649

Make sure you have full rights for the CM folder. Right-click on the folder, choose properties, then on the Security tab choose Edit, and check the Allow boxes for each of the groups.



21-03-20, 09:49 AM

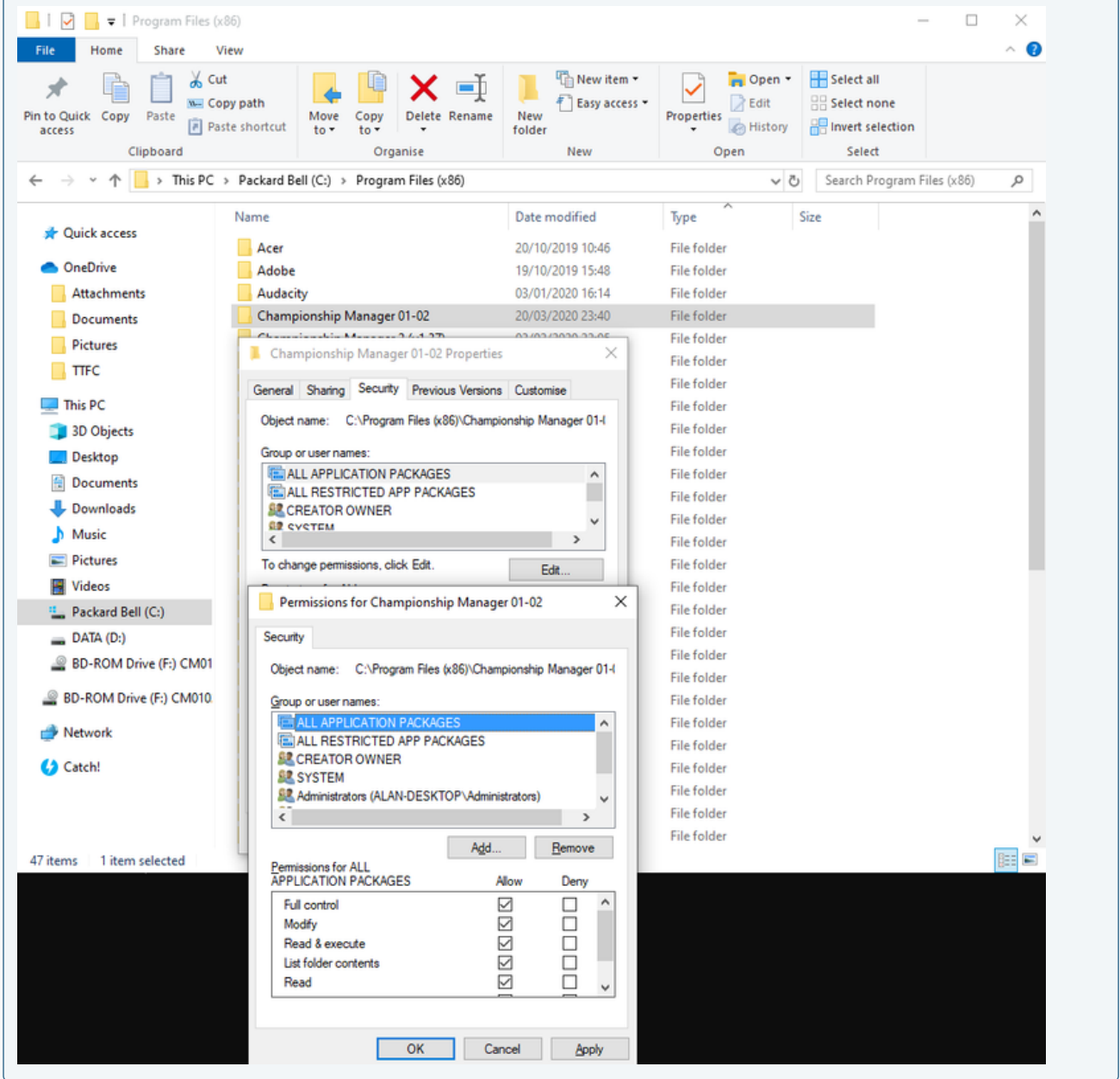
#387

boomgreek
Youth Team Player

Join Date: 18-03-20
Posts: 12

Originally Posted by Alan

Make sure you have full rights for the CM folder. Right-click on the folder, choose properties, then open the Security tab choose Edit, and check the Allow boxes for each of the groups.



Morning Alan

I just tried this and ticked it accordingly and re-tried stil the same error message is coming up. As Redknapp above says I thought it might be laptop but another poster above me is having the same issue? I am on the latest windows.

The game loads up fine its just not allowing the patch to be applied

21-03-20, 09:55 AM #388

Alan
Backup Player

Join Date: 20-09-12
Posts: 649

Can you extract the files elsewhere (such as create a new folder on your desktop)? If so, do that then try dragging them into the CM\Data folder

21-03-20, 11:09 AM #389

jgrif
Youth Team Player

Join Date: 21-03-20
Posts: 1

Originally Posted by **Redknapp69**

Re-mount the ISO file only. You can change a setting within the virtual drive to load it automatically.

When you restart the computer the iso (this is the file the game is on) is dismounted by the software (which essentially mimics ejecting a physical cd). You only need to find cm0102.iso (or a shortcut to the file), right click and select Mount. It will prompt to install the game again but this is the default option the software on the iso (disc) so you can just ignore or cancel this prompt. Once the iso is mounted again you can play the game as if there was a physical cd in there.

The other option is to burn the iso file to a cd and leave the cd in the physical cd drive.

--- Updated ---

Go get a killer tactic form the tactics section then 🙌

Where is the iso file located, i cant seem to find anywhere?

21-03-20, 11:16 AM

#390

Redknapp69 ◦
Member of the Month
Social Media Mod

Join Date: 03-03-12
Posts: 28,262

check downloads

21-03-20, 02:47 PM

#391

boomgreek ◦
Youth Team Player

Join Date: 18-03-20
Posts: 12

That seemed to have worked as it over wrote them thanks. However now whe I try start the game it says please insert CD and click Ok then nothing happens?

21-03-20, 02:48 PM

#392

boomgreek ◦
Youth Team Player

Join Date: 18-03-20
Posts: 12

Originally Posted by **Alan** »

Can you extract the files elsewhere (such as create a new folder on your desktop)? If so, do that then try dragging them into the CM\Data folder

That seemed to have worked as it over wrote them thanks. However now when I try start the game it says please insert CD and click Ok then nothing happens?

21-03-20, 06:16 PM

#393

Redknapp69 ◦
Member of the Month
Social Media Mod

Join Date: 03-03-12
Posts: 28,262

Originally Posted by **boomgreek** »

That seemed to have worked as it over wrote them thanks. However now when I try start the game it says please insert CD and click Ok then nothing happens?

Re-mount the ISO file only. You can change a setting within the virtual drive to load it automatically.

When you restart the computer the iso (this is the file the game is on) is dismounted by the software (which essentially mimics ejecting a physical cd). You only need to find cm0102.iso (or a shortcut to the file), right click and select Mount. It will prompt to install the game again but this is the default option the software on the iso (disc) so you can just ignore or cancel this prompt. Once the iso is mounted again you can play the game as if there was a physical cd in there.

The other option is to burn the iso file to a cd and leave the cd in the physical cd drive.

22-03-20, 12:05 AM

#394

gfl8578 ◦
Youth Team Player

Join Date: 19-03-20
Posts: 4

Originally Posted by **Alan** »

Can you extract the files elsewhere (such as create a new folder on your desktop)? If so, do that then try dragging them into the CM\Data folder

This worked for me!! Thanks guys

22-03-20, 12:39 AM

#395

Joe9 ◊
Youth Team Player

Join Date: 21-03-20
Posts: 3

I am trying to download the game onto a new laptop and it says that I don't have service pack 3 to play it when it looks like I have?? Help as I am not technical. Laptop is windows 10 i7 processor. Thanks in advance

22-03-20, 12:46 AM

#396

Joe9 ◊
Youth Team Player

Join Date: 21-03-20
Posts: 3

I am having this problem now. Did you manage to sort it out as mine is saying service pack 3 not installed??? I am on windows 10. Thanks

22-03-20, 01:07 AM

#397

gogochachor ◊
Youth Team Player

Join Date: 18-03-20
Posts: 1

What about network play? I need hamachi and then what about copy-paste ip adress? I do it everything but everytime when I create network game, my friend cannot find the game to connect. please help

22-03-20, 02:17 AM

#398

Redknapp69 ◊
Member of the Month
Social Media Mod

Join Date: 03-03-12
Posts: 28,262

Originally Posted by **gogochachor** »

What about network play? I need hamachi and then what about copy-paste ip adress? I do it everything but everytime when I create network game, my friend cannot find the game to connect. please help

Check/ask in Network section on the site 🤖

22-03-20, 02:22 AM

#399

Redknapp69 ◊
Member of the Month
Social Media Mod

Join Date: 03-03-12
Posts: 28,262

Originally Posted by **Joe9** »

I am having this problem now. Did you manage to sort it out as mine is saying service pack 3 not installed??? I am on windows 10. Thanks

At what point do you get that error message? Got a screenie?

22-03-20, 07:03 PM

#400

swantoddy27 ◊
Youth Team Player

Join Date: 18-03-20
Posts: 1


need help getting october 19 data on my game

can someone help me please ,
I already have Championship manager 01/02 on my laptop and the the disc

I have followed the instructions and tried to copy and paste the data onto the original and it is saying complete but when I start a new game up all the data is still from the original game

HELP

« "array access out of bounds" error caused by editor | Will there be CM 03/04 Download with updated squads etc...? »

Posting Permissions 

You may not post new threads	BB code is On
You may not post replies	Smilies are On
You may not post attachments	[IMG] code is On
You may not edit your posts	[VIDEO] code is On
	HTML code is Off
	Forum Rules

All times are GMT +1. The time now is 10:20 AM.

Powered by vBulletin® Version 4.2.5
Copyright © 2022 vBulletin Solutions Inc. All rights reserved.

© www.champman0102.co.uk



Forum Archived Threads October 2019 Data Update Technical Support

Results 401 to 403 of 403 Page 17 of 17 First ... 7 13 14 15 16 17

Thread: October 2019 Data Update Technical Support

Thread Tools

22-03-20, 09:59 PM

#401

Redknapp69
Member of the Month
Social Media Mod

Join Date: 03-03-12
Posts: 28,262

If you have done it correctly - run the game as administrator

if still 01/02 players then likely you haven't pasted the data files correctly - follow steps 6-10 from here - <http://www.champman0102.co.uk/showthread.php?t=3863>

14-04-20, 10:06 AM

#402

ViscoseLizard
Youth Team Player

Join Date: 13-04-20
Posts: 5

Good morning I have followed the steps but the March 2020 update is still not showing in the game can anybody help please

14-04-20, 10:22 AM

#403

Redknapp69
Member of the Month
Social Media Mod

Join Date: 03-03-12
Posts: 28,262

Originally Posted by **ViscoseLizard**

Good morning I have followed the steps but the March 2020 update is still not showing in the game can anybody help please

Not sure why you are posting in October 2019 thread?

What is not showing in the game?

What steps have you followed? From here? - <http://www.champman0102.co.uk/showthread.php?t=3863>

If so, copied data files across correctly?

Running game as administartor?

What is the issue?

When?

Any error message?

Try and provide more info please as just saying "it's not working" doesn't really give people much info to help you does it?

« "array access out of bounds" error caused by editor | Will there be CM 03/04 Download with updated squads etc...? »

Posting Permissions

You may not post new threads
You may not post replies
You may not post attachments
You may not edit your posts

BB code is On
Smilies are On
[IMG] code is On
[VIDEO] code is On
HTML code is Off

Forum Rules

-- Default Style

[Archive](#) [Web Hosting](#) [Top](#)

All times are GMT +1. The time now is 10:21 AM.

Powered by [vBulletin®](#) Version 4.2.5
Copyright © 2022 vBulletin Solutions Inc. All rights reserved.

© www.champman0102.co.uk